

## ITEM 095950 CIS3P35X16SH16YVNOU

Description	Technical data	Accessories	Downloads
-------------	----------------	-------------	-----------



### Assembly instructions

On mounting the read head and data carrier, it is to be ensured the crossing direction as per the direction of the arrow on the active face of the read head or read/write head is observed.

### Programming

The data carrier can be written (programmed) for read-only operation with a maximum of 32 hexadecimal digits (value from  $0_{\text{hex}}$  to  $F_{\text{hex}}$ ) on customer request. Standard filler digit after the customer-specific defined digits is  $E_{\text{hex}}$ . The housing is permanently laser marked with the digits programmed (not including filler digits) in hexadecimal notation.

### Approvals

## Mechanical values and environment

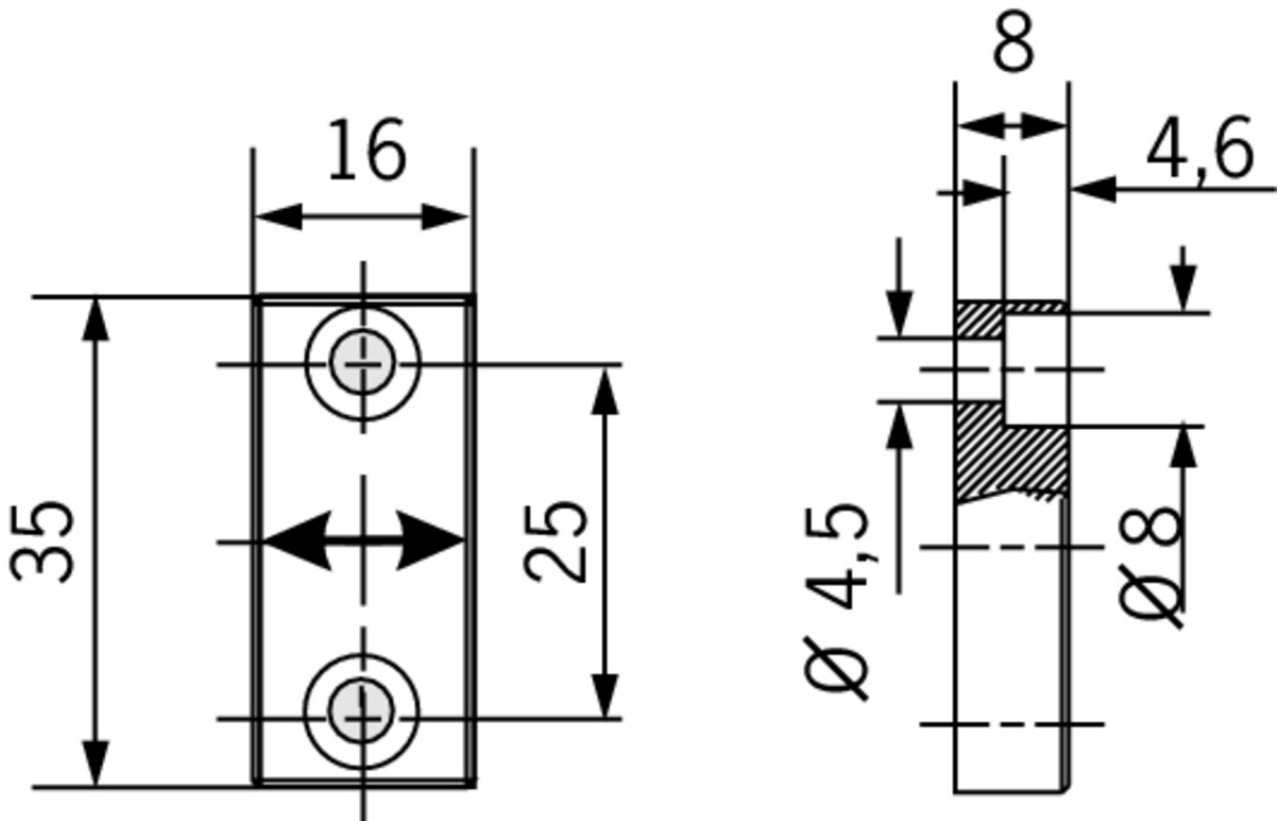
Housing material	PPS plastic
Ambient temperature	- 40 ... 85 °C
Degree of protection	IP67
Mounting method	Screws, surface mounting
Method of operation	Operating frequency 125kHz

## Electrical connection ratings

Power supply	Inductive via read head
Number of read cycles	max.unbegrenzt
Number of write cycles	max.100000
Storage capacity	16 B Read / write (storage capacity 128 bits or 32 digits) [1]
Data retention time	At +50°Cmax.10 y







[1] The storage on the read/write data carrier is organized as follows: Write: only possible in 2-byte blocks Read: possible byte by byte

## Dimension drawing



## Catalogs

▼ Identsystem CIS Identification System CIS Système d'identification CIS

	Doc. no.	Version	Language	Download
Identsystem CIS	076621	03-01/13		 5.6 MB
Système d'identification CIS	110763	03-01/13		 5.5 MB
Identification System CIS	076660	03-01/13		 5.5 MB

## CAD data

CAD data for this item on TraceParts