

## ITEM 086141 TZ1RE024SEM4AS1

Description	Technical data	Accessories	Downloads
-------------	----------------	-------------	-----------



### Features

- › Auxiliary release on the front
- › Actuating head fitted right
- › Plug connector M12

### Guard locking type

**TZ1** Closed-circuit current principle, guard locking by spring force. Release by control of AS-i output 0.

### Control of the guard locking solenoid

The guard locking solenoid is controlled by the control system via AS-Interface bus bit D0. In addition the 24V connection can be switched safely.

### AS-Interface inputs

**D0, D1** Door monitoring contact SK  
**D2, D3** Solenoid monitoring contact ÜK  
Evaluation is performed via a safety monitor.

## AS-Interface outputs

- D0** Guard locking solenoid
- D1** Red LED
- D2** Green LED

---

## LED function display

- › The Power LED indicates the operating voltage on the bus.
- › The Fault LED indicates if a fault has been detected on the AS-Interface bus.
- › The green and the red LEDs can be controlled as required by the control system via the bus using bits D1 and D2.

---

## Auxiliary release

Is used for releasing the guard locking with the aid of a tool. A seal and auxiliary tool are fitted to protect against tampering.

## Approvals



## Mechanical values and environment

Housing material	Anodized die-cast alloy
Weight	Net 1,2 kg
Ambient temperature	-25 ... 55 °C
Degree of protection	IP67
Mechanical life	1 x 10 <sup>6</sup>
Contact material	Silver alloy, gold flashed
Switching principle	Slow-action switching contact
Installation position	Any
Number of door position positively driven contacts	
According to As-i Safety at Work	1 D0,D1 [1]
Number of guard lock monitoring positively driven contacts	
According to As-i Safety at Work	1 D2,D3 [2]
Connection	
1 x	Plug connector M12 [3]
Approach speed	
max.	20 m/min
Actuation frequency	1200 1/h
Guard locking principle	Closed-circuit current principle
Retention force	10 N

Extraction force	30 N
Actuating force	35 N
Insertion depth	52 mm

### Electrical connection ratings

ASi voltage	22,5 ... 30 V 31,6 V
ASi operating current	max.45 mA
ASi auxiliary voltage	
IEC 60742, PELV	24 V -15% ... +10%
ASi auxiliary current	350 mA
Solenoid duty cycle	100 %
ASi slave type	
According to ASI specification 2.1	EA code: 7
According to ASI specification 2.1	ID code: B
ASi data in	
According to ASI safety at work	D0,D1,D2,D3 [4]
ASi data out	
Guard locking solenoid	D0 [5]
LED red	D1 [6]
LED green	D2 [7]
ASi LED	
LED green	Power [8]
LED red	Fault [9]

### Reliability values acc. to EN ISO 13849-1

B10 <sub>D</sub>	$3 \times 10^6$
------------------	-----------------

### in combination with Actuator BETAETIGER-Z-G

#### Mechanical values and environment

Overtravel	4 mm
------------	------

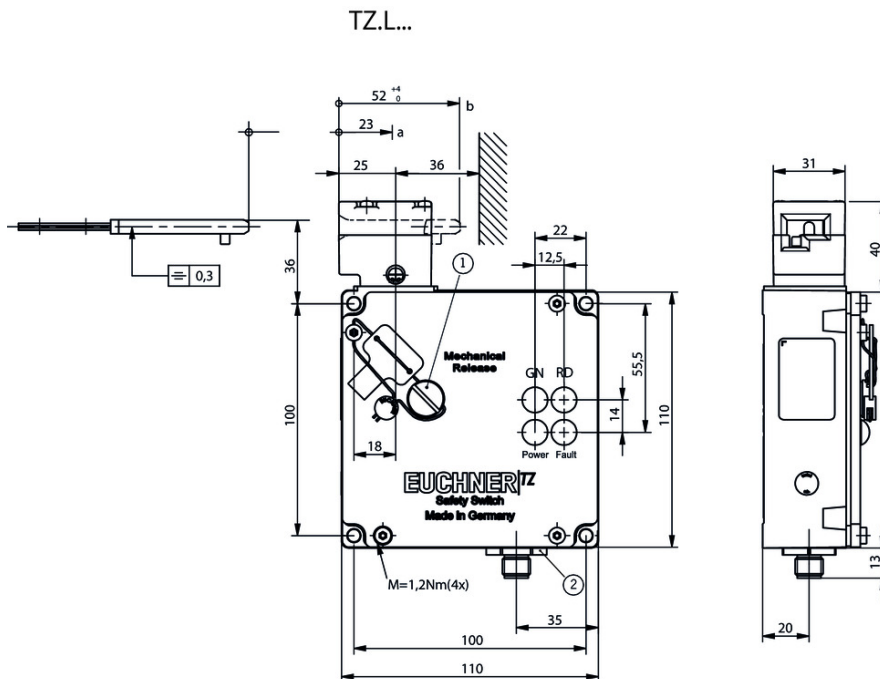
### in combination with Actuator BETAETIGER-Z-GN

#### Mechanical values and environment

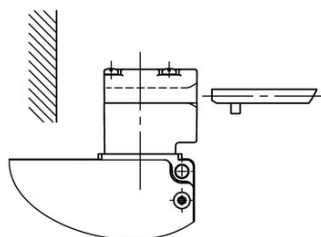
Overtravel	16 mm
------------	-------

- [1] 1 = Door closed
- [2] 1 = Locked
- [3] 4-pin
- [4] See positively driven NC contact
- [5] 1 = Solenoid energized
- [6, 7] 1 = LED on
- [8] ASI voltage is present
- [9] Offline phase or address 0

## Dimension drawing



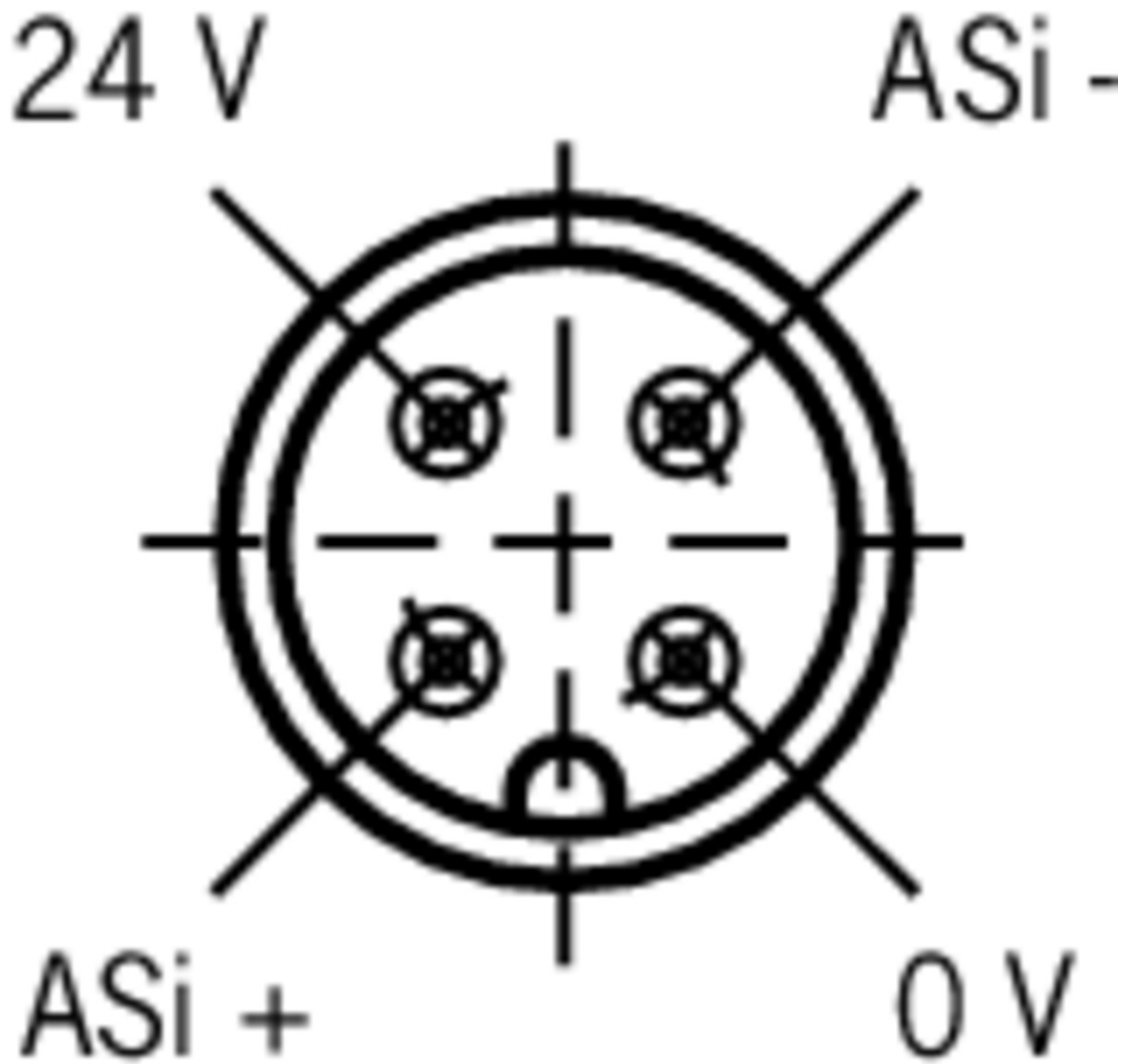
TZ.R...



## Legende

- 1 Auxiliary release
- 2 Plug connector not aligned
- a Travel without operation: Actuator is in the guide slot, but function is not triggered.
- b Switching operation completed. actuator must be inserted to this point to ensure reliable switching. The actuator must be withdrawn at least to point a for switching off.

## Connector assignment



## Legende

View of connection side

## Function expansion

☑ Lockout mechanism NZ.VZ/TZ, 5 holes

**086538** SPERREINSATZ-Z-086538

☑ Features

- › Prevents unintentional closing of the door
- › Can be secured with padlocks

☑ Protective plate NZ.VZ/TZ

**059136** SCHUTZBLECH NZ/TZ

- 
- ✔ Lockout mechanism NZ.VZ/TZ, 3 holes



**046730** SPERREINSATZ-Z-046730

✔ Features

- › Prevents unintentional closing of the door
- › Can be secured with padlocks



**091305** SPERREINSATZ MIT KETTE

✔ Features

- › Prevents unintentional closing of the door
- › Can be secured with padlocks

---

## Spare parts

- ✔ Lead seal kit

**048257** PLOMBENSATZ TZ

---

## Bolt

- ✔ Bolt BTC-TZ00... without escape release for safety switch TZ



**106278** BTC-TZ00-A-TH-00-X

✔ Features

- › Aluminum bolt
- › For doors hinged on the right
- › Can be locked in open position with padlocks
- › Actuator included

- ✔ Bolt TZ-A... for safety switches TZ



**079798** RIEGEL TZ-A-NIRO

✔ Features

- › Stainless steel bolt
- › For doors hinged on the right
- › Can be locked in open position with padlocks
- › Actuator and switch bracket included



**096057** RIEGEL TZ-A-NIRO-C2101

✔ Features

- › Stainless steel bolt
- › For doors hinged on the right
- › Can be locked in open position with padlocks
- › Actuator and switch bracket included

---

**057736** RIEGEL TZ-A

✔ Features



- › Steel bolt
- › For doors hinged on the right
- › Can be locked in open position with padlocks
- › Actuator and switch bracket included



#### **117193** RIEGEL TZ-A-NIRO-C2392

##### ✓ Features

- › Stainless steel bolt
- › For doors hinged on the right
- › Can be locked in open position with padlocks
- › Actuator and switch bracket included

#### ✓ Bolts NZ/TZ-S1 and NZ/TZ-S2 for safety switches NZ.VZ, NZ.VZ.VS and TZ



#### **028359** RIEGEL NZ/TZ-S2

##### ✓ Features

- › Aluminum bolt
- › For doors hinged on the left or right. Cone grip top.
- › Spring catch in open position
- › Can be locked in open position with padlocks
- › Actuator included



#### **028357** RIEGEL NZ/TZ-S1

##### ✓ Features

- › Aluminum bolt
- › For doors hinged on the left or right. Cone grip bottom.
- › Spring catch in open position
- › Can be locked in open position with padlocks
- › Actuator included

## Mounting accessories

#### ✓ Mounting plates EMP-SA for safety switches TZ



#### **094401** EMP-SA

##### ✓ Features

- › For vertical and horizontal mounting of safety switch TZ

#### ✓ Mounting plates EMP-B1 for actuators for safety switches CTP, TP...A, STA, STP, TX and TZ



#### **093457** EMP-B1

#### ✓ Mounting plates EMP-B2 for actuators for safety switches CTP, TP...A, STA, STP, TX and TZ



#### **093458** EMP-B2

#### ✓ Safety screws for actuators, M5 x 10

**073455** M5X10-NIRO/V100 NZ/TZ

☑ Features

- › Safety screws M5 x 10
  - › Packaging unit 100 pieces
- 

☑ Safety screws for actuators, M5 x 16

**073456** M5X16/V100

☑ Features

- › Safety screws M5 x 16
  - › Packaging unit 100 pieces
- 

☑ Safety screws M5 x 25

**073457** M5X25/V100

☑ Features

- › Safety screws M5 x 25
  - › Packaging unit 100 pieces
- 

## Actuator

---

☑ Hinged actuator bottom for safety switches NZ.VZ, NZ.VZ.VS and TZ



**074414** RADIUSBETAETIGER-Z-U/V25

☑ Features

- › Two stainless safety screws per actuator
  - › Packaging unit 25 pieces
- 



**048850** RADIUSBETAETIGER-Z-U

☑ Features

- › Two stainless safety screws per actuator
- 

☑ Hinged actuator top for safety switches NZ.VZ, NZ.VZ.VS and TZ



**057950** RADIUSBETAETIGER-Z-O

☑ Features

- › Two stainless safety screws per actuator
- 



**074415** RADIUSBETAETIGER-Z-O/V25

☑ Features

- › Two stainless safety screws per actuator
  - › Packaging unit 25 pieces
- 

☑ Hinged actuator left for safety switches NZ.VZ, NZ.VZ.VS and TZ



**100407** RADIUSBETAETIGER-Z-L-C2194

☑ Features

- › Two stainless safety screws per actuator



- › Smaller door radii



**024298 RADIUSBETAETIGER-Z-L**

☑ Features

- › Two stainless safety screws per actuator



**074413 RADIUSBETAETIGER-Z-L/V25**

☑ Features

- › Two stainless safety screws per actuator
- › Packaging unit 25 pieces

☑ Hinged actuator right for safety switches NZ.VZ, NZ.VZ.VS and TZ



**100406 RADIUSBETAETIGER-Z-R-C2194**

☑ Features

- › Two stainless safety screws per actuator
- › Smaller door radii



**074412 RADIUSBETAETIGER-Z-R/V25**

☑ Features

- › Two stainless safety screws per actuator
- › Packaging unit 25 pieces



**024299 RADIUSBETAETIGER-Z-R**

☑ Features

- › Two stainless safety screws per actuator

☑ Actuators for safety switches NZ.VZ, NZ.VZ.VS and TZ



**072251 BETAETIGER-Z-GN**

☑ Features

- › Two stainless safety screws per actuator



**016849 BETAETIGER-Z-G**

☑ Features

- › Two stainless safety screws per actuator



**074411 BETAETIGER-Z-G/V25**

☑ Features

- › Two stainless safety screws per actuator
- › Packaging unit 25 pieces



**097436 BETAETIGER-Z-GME**

☑ Features

- › Made of solid stainless steel
- › Two stainless safety screws per actuator

## Connection material

### Bus coupling module with plug connector M12, 5-pin



#### **105756** BCM-A-P2-SEM4-1

##### Features

- › Conversion from M12 to ribbon cable
- › Very compact design
- › Easy handling

## Instructions

### Betriebsanleitung Sicherheitsschalter TZ...AS1

	Doc. no.	Version	Language	Download
Betriebsanleitung Sicherheitsschalter TZ...AS1 Mode d'emploi pour les interrupteurs de sécurité TZ...AS1 Istruzioni di impiego dei finecorsa di sicurezza TZ...AS1 Operating Instructions Safety Switches TZ...AS1	086963	07-08/15	   	4.0 MB
Инструкция по эксплуатации предохранительных выключателей TZ...AS1	086963	07-08/15		0.4 MB

## Catalogs












### Sicherheitsschalter mit AS-Interface Safety Switches with AS-Interface Interrupteurs de sécurité avec AS-Interface

	Doc. no.	Version	Language	Download
Sicherheitsschalter mit AS-Interface	092164	11-04/17		2.3 MB
Interrupteurs de sécurité avec AS-Interface	112564	11-04/17		2.3 MB
Safety Switches with AS-Interface	092332	11-04/17		2.3 MB

## Declaration of conformity

### EU prohlášení o shodě

	Doc. no.	Version	Language	Download
EU-Konformitätserklärung Declaración UE de conformidad Déclaration UE de conformité Dichiarazione di conformità EU declaration of conformity	2077153	25-02/17	    	0.3 MB

EU prohlášení o shodě	2077153	25-02/17		 0.5 MB
EU-overensstemmelseserklæring				
Δήλωση συμμόρφωσης της ΕΕ				
EU-vaatimustenmukaisuusvakuutus				
EU-típusbizonyítvány				
EU-conformiteitsverklaring				
Deklaracja zgodności UE				
Declaração de Conformidade UE				
Declarația de conformitate UE				
EÚ vyhlásenie o zhode				

**CAD data**

CAD data for this item on TraceParts