

## ITEM 105094 CMS-R-BZB-01P-AS1

Description	Technical data	Accessories	Downloads
-------------	----------------	-------------	-----------



### Features

- › Safety switches with integrated read head and integrated evaluation unit.
- › switch-on distance 7 mm

### Actuator

An appropriate actuator to suit the read head selected is required. The dimensions of the actuators are the same as those of the read heads, although the former have no connection cable.

### AS-Interface inputs

**D0 - D3** Switch actuated/open  
Evaluation is performed via a safety monitor.

### Principle of operation

Reed contacts are installed in the read head of the safety system CMS. The contact blades on the reed contacts are closed under the influence of the magnetic field from the actuator. The read head only responds to the specific mating component, that is a specific actuator which is allocated to the read head type.

## Approvals



### Mechanical values and environment

Design	B
Material	
Cable material	PUR
Housing material	Reinforced thermoplastic (PPS), fully encapsulated
Weight	
Net	0,1 kg
Ambient temperature	-25 ... 60 °C
Degree of protection	IP67
Mechanical life	100 x 10 <sup>6</sup>
Installation position	Any, pay attention to marking [1]
Reaction time	
After change in the actuation status	max.5 ms
Connection	Hard-wired encapsulated cable with plug connector M12
Cable length	1 m
Method of operation	Magnetic, reed contact

### Electrical connection ratings

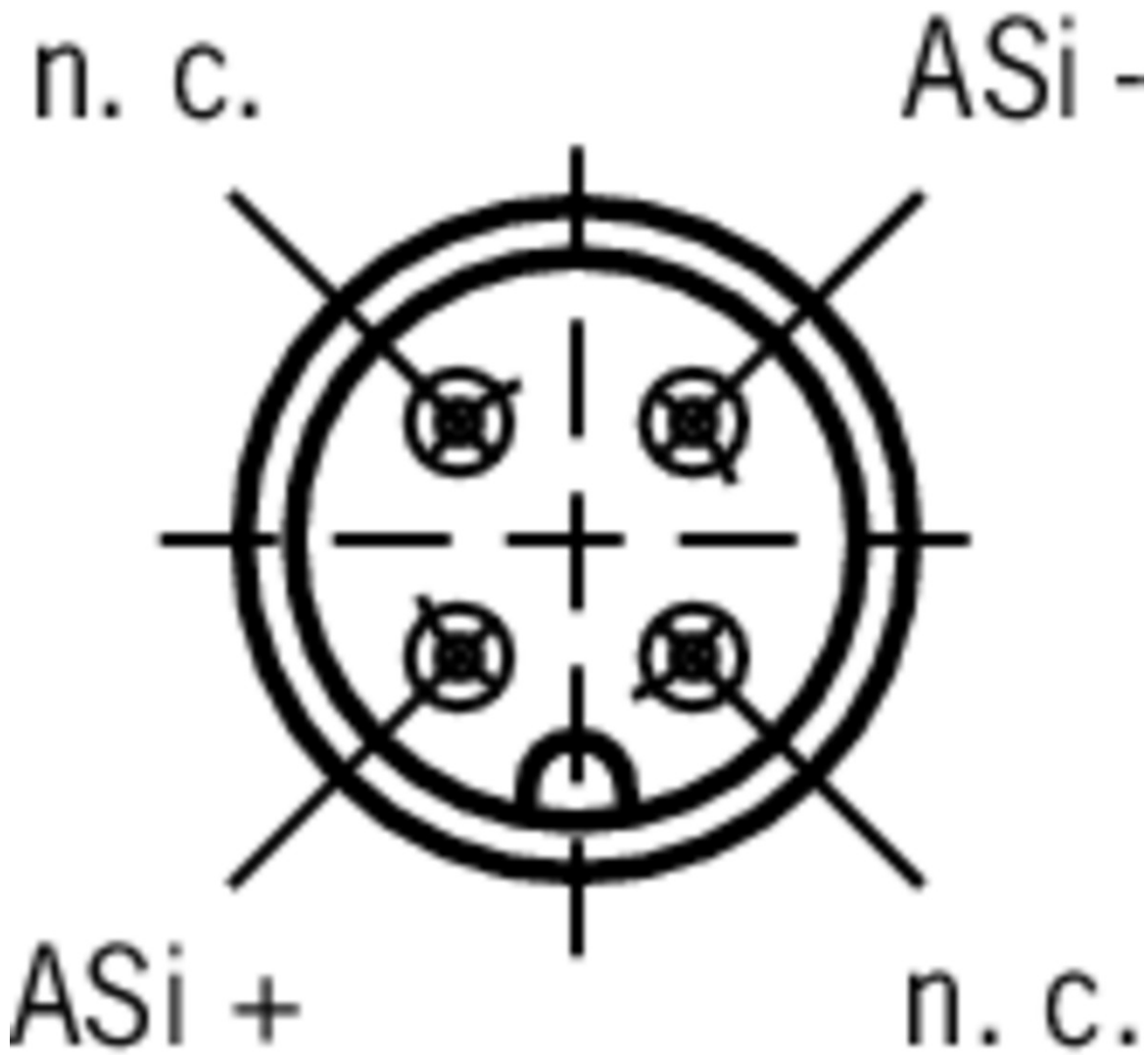
ASi voltage	26,5 ... 30 V 31,6 V
ASi operating current	max.30 mA
ASi slave type	
According to ASi specification 3.0	EA code: 0
According to ASi specification 3.0	ID code: B
ASi data in	
According to ASi safety at work	D0,D1,D2,D3 [2]
ASi LED	
LED green	Normal operation
LED red	No data exchange between master and slave [3]
LED red/yellow alternately flashing	No data exchange between master and slave [4]
LED red/green alternately flashing	Fault
LED red flashing	Fault

### Operating distance

Switch-on distance	7 mm
Assured switch-off distance S <sub>ar</sub>	max.40 mm
Center offset	
Symmetrical, read distance s = 3mm	2,5 mm



## Connector assignment



## Legende

View of connection side

## Actuator

▼ Actuator CMS design B



**092025** CMS-M-BH

▼ Features

› Cube-shaped version 36 x 26 mm

## Connection material

▼ Bus coupling module with plug connector M12, 5-pin






## 105756 BCM-A-P2-SEM4-1

### Features

- › Conversion from M12 to ribbon cable
- › Very compact design
- › Easy handling







## Instructions

### Betriebsanleitung Sicherheitsschalter CMS...AS1

	Doc. no.	Version	Language	Download
Betriebsanleitung Sicherheitsschalter CMS...AS1 Operating Instructions Safety Switch CMS...AS1	105099	04-11/16	 	 0.5 MB






## Catalogs

### Sicherheitsschalter mit AS-Interface Safety Switches with AS-Interface Interrupteurs de sécurité avec AS-Interface

	Doc. no.	Version	Language	Download
Sicherheitsschalter mit AS-Interface	092164	11-04/17		 2.3 MB
Interrupteurs de sécurité avec AS-Interface	112564	11-04/17		 2.3 MB
Safety Switches with AS-Interface	092332	11-04/17		 2.3 MB

## Declaration of conformity

### EU-Konformitätserklärung

	Doc. no.	Version	Language	Download
EU-Konformitätserklärung Declaración UE de conformidad Déclaration UE de conformité Dichiarazione di conformità EU declaration of conformity	2110138	05-10/16	    	 0.2 MB