

ITEM 123307 CTP-L1-AR-M-HA-AZ-SAB-123307

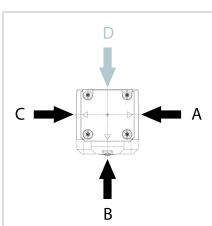
Description	Technical data	Accessories	Downloads
-------------	----------------	-------------	-----------



Features

- › Safety switch with guard locking and integrated evaluation electronics
- › Up to 20 switches in series
- › Short circuit monitoring
- › 2 safety outputs (semiconductor outputs)
- › Up to category 4/PL e according to EN ISO 13849-1
- › With 2 plug connectors M12
- › Multicode
- › Door monitoring output
- › Approach direction A, B and C (default setting on delivery)

Approach direction



- › Figure
Horizontal
Can be adjusted in 90° steps

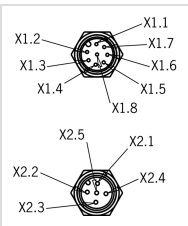


Multicode evaluation

Every suitable actuator is detected by the switch.

Guard locking type

CTP-L1 Guard locking actuated by spring force applied and power-ON released (closed-circuit current principle)

Connector assignment

Plug connector (view of connection side)	Pin	Designation	Function	Conductor coloring of connection cable
	X 1.1	FI1B	Enable input for channel 2	WH
	X 1.2	UB	Operating voltage AR electronics, 24 V DC	BN
	X 1.3	FO1A	Safety output, channel 1 	GN
	X 1.4	FO1B	Safety output, channel 2 	YE
	X 1.5	OL	Guard locking monitoring output	GY
	X 1.6	FI1A	Enable input for channel 1	PK
	X 1.7	0 V UB	Operating voltage AR electronics 0 V	BU
	X 1.8	RST	Reset input	RD
	X 2.1	IMM	Operating voltage of guard locking solenoid 0 V	BN
	X 2.2	OD	Door monitoring output	WH
	X 2.3	OI	Diagnostics output	BU
	X 2.4	IMP	Operating voltage of guard locking solenoid, 24 V DC	BK
	X 2.5	-	Not used	GY

Approvals



Mechanical values and environment

Housing material		
	Switch head cover	Die-cast zinc
	Safety switch housing	Fiber glass reinforced thermoplastic
Weight		
	Net	0,42 kg
Ambient temperature		
	At $U_B = 24V DC$	-20 ... +55 °C
Degree of protection		IP67 / IP69 / IP69K [1]
Resilience to vibration		In acc. with EN IEC 60947-5-3
Mechanical life		1×10^6
Installation position		Any
Ready delay		8 s
Switching frequency		max.0,5 Hz
Connection		2 plug connectors M12, 5 and 8-pin
Approach speed		20 m/min
Guard locking principle		Closed-circuit current principle
Locking force F_{max}		3900 N
Locking force F_{Zh}		3000 N [2]
Retention force		20 N
Extraction force		20 N
Actuating force		10 N
Overtravel		5 mm

Electrical connection ratings

Test-pulse interval		min.140 ms
Test pulses		max.1,0 ms [3]
Operating voltage DC		
	U_{UB}	24 V DC -15% ... 15% Reverse polarity protected, regulated, residual ripple < 5%, PELV
Current consumption		
	I_{UB}	40 mA
	I_{IMP}	400 mA
Utilization category according to EN 60947-5-2		
	DC-13	24V 150mA [4]
Solenoid operating voltage DC		

	U_{IMP}	24 V DC -15% ... +10% Reverse polarity protected, regulated, residual ripple < 5%, PELV
Fusing		
External (operating voltage U_B)		0,25 ... 2 A
External (solenoid operating voltage U_{IMP})		0,5 ... 8 A
Rated insulation voltage U_i		max.50 V
Rated impulse withstand voltage U_{imp}		max.0,5 kV
Power consumption		6 W
EMC protection requirements		In acc. with EN IEC 60947-5-3
Solenoid duty cycle		100 %
Degree of contamination (external, according to EN 60947-1)		3
Safety class		
	EN IEC 61140	III
Risk time according to EN 60947-5-3		
Delay per device		5 ms
Single device		max.260 ms
Switching load		
	According to UL	24V DC, class 2 [5]
		Safety outputs FO1A / FO1B
Type of output		2 semiconductor outputs, p-switching, short circuit-proof
Switching current		
Per safety output FO1A / FO1B		1 ... 150 mA
Output voltage		
High $U(FO1A)$ / $U(FO1B)$		$U_B - 1,5 \dots U_B$ V DC
Low $U(FO1A)$ / $U(FO1B)$		0 ... 1 V DC
Off-state current I_r		max.0,25 mA
Switch-on time		max.400 ms
Discrepancy time		
Both safety outputs		In acc. with EN IEC 60947-5-3 max.10 ms
		Monitoring output OL
Type of output		p-switching, short circuit-proof
Switching current		1 ... 50 mA
Output voltage		0,8x U_B ... U_B V DC
		Monitoring output OD
Type of output		p-switching, short circuit-proof
Switching current		1 ... 50 mA
Output voltage		0,8x U_B ... U_B V DC
		Monitoring output OI
Type of output		p-switching, short circuit-proof
Switching current		1 ... 50 mA
Output voltage		0,8x U_B ... U_B V DC

Operating distance

Repeat accuracy R	
According to EN 60947-5-2	10 %

Miscellaneous

For the approval according to UL the following applies	Operation only with UL class 2 power supply, or equivalent measures see operating instructions
--	--

Reliability values acc. to EN ISO 13849-1

Performance Level	PL e
Category	4
PFH _D	4.1×10^{-9}
Mission time	20 y

[1] Screwed tight plug connector/mating component

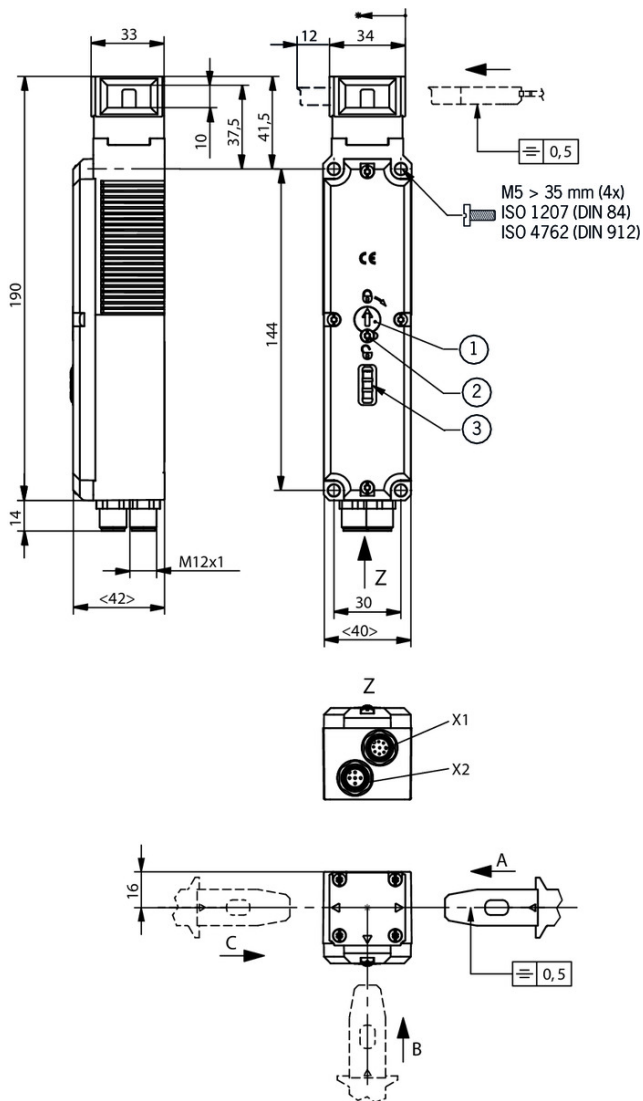
[2] $F_{zh} = F_{max}/1.3$ Depending on the actuator used

[3] Applies for a load with $C \leq 30nF$ and $R \leq 20k\Omega$

[4] Caution: outputs must be protected with a free-wheeling diode in case of inductive loads

[5] Alternatively see operating instructions

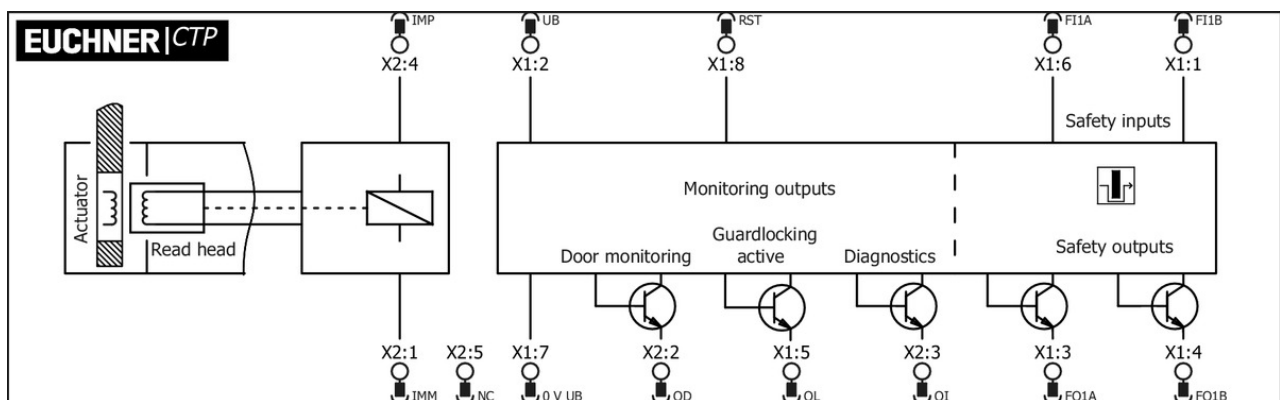
Dimension drawing



Legende

- 1 Auxiliary release
- 2 Locking screw
- 3 LEDs

Wiring diagram



Actuator

▼ Bent actuator for safety switches CTP



122667 A-C-H-W-SST-122667

▼ Features

- › Actuator bent at top
- › Two safety screws included



122668 A-C-H-W-SST-122668

▼ Features

- › Actuator bent at bottom
- › Two safety screws included

▼ Hinged actuator for safety switch CTP



122675 A-C-H-RO-LS-122675

▼ Features

- › Hinged actuator for doors hinged at the top
- › Two safety screws included



122676 A-C-H-RU-LS-122676

▼ Features

- › Hinged actuator for doors hinged at the bottom
- › Two safety screws included



122671 A-C-H-RL-LS-122671

▼ Features

- › Hinged actuator for doors hinged on the left
- › Two safety screws included



122672 A-C-H-RR-LS-122672

▼ Features

- › Hinged actuator for doors hinged on the right
- › Two safety screws included

▼ Straight actuator for safety switch CTP



126015 A-C-H-G-SST-126015

▼ Features

- › Straight actuator
- › Two safety screws included

Function expansion

▼ Lockout mechanism CTP

123411 AE-L-C-H-123411



- ✔ Features
 - › Prevents unintentional closing of the door
 - › Can be secured with padlocks
-

✔ Lock for auxiliary release for safety switches CTP/TP/STP



- 084177** SCHLOSS TP VERSCHIEDENSCHLIESSEND
- ✔ Features
 - › Lock unique locking
 - › Key removable in “unlocked” and “locked” positions
-



- 086236** SCHLOSS TP GLEICHSCHLIESSEND
- ✔ Features
 - › Identical locking
 - › Key removable in “unlocked” and “locked” positions
-



- 109212** SCHLOSS TP GLEICHSCHLIESSEND C2293
- ✔ Features
 - › Identical locking
 - › Key can be removed only in “locked” position
-

✔ Emergency unlocking for safety switches CTP/TP/STP



- 099877** NOTENTSPERRUNG TP/STP
-

✔ Release with automatic reset for safety switches CTP/TP/STP



- 103110** ENTRIEGELUNG RUECKSTELLEND TP/STP
-

✔ Wire front release



- 098313** AE-B-A1-03,0-098313
- ✔ Features
 - › Can be used as escape release or emergency unlocking
 - › No automatic return
 - › Sheath length 3 m (rope length 6 m)
-



- 097747** AE-B-A1-02,0-F-097747
- ✔ Features
 - › Can be used as escape release or emergency unlocking
 - › automatic return
 - › Sheath length 2 m (rope length 6 m)
-



- 096230** AE-B-A1-02,0-096230
- ✔ Features
 - › Can be used as escape release or emergency unlocking
 - › No automatic return

- › Sheath length 2 m (rope length 6 m)



098314 AE-B-A1-04,0-098314

☑ Features

- › Can be used as escape release or emergency unlocking
- › No automatic return
- › Sheath length 4 m (rope length 6 m)



111233 AE-B-A1-03,0-F-111233

☑ Features

- › Can be used as escape release or emergency unlocking
- › automatic return
- › Sheath length 3 m (rope length 6 m)



125582 AE-B-A1-06,0-125582

☑ Features

- › Can be used as escape release or emergency unlocking
- › No automatic return
- › Rope length 6 m (without sheath)



124770 AE-B-A1-06,0-F-124770

☑ Features

- › Can be used as escape release or emergency unlocking
- › automatic return
- › Rope length 6 m (without sheath)

☑ Handle for wire front release



099795 AY-HDL-099795

☑ Features

- › Suitable for all wire front releases



124204 AY-HDL-124204

☑ Features

- › Suitable for all wire front releases

Mounting accessories

☑ Mounting plates EMP-SB for safety switches CTP, TP...A, STA, STP and TX



093456 EMP-SB

☑ Features

- › For vertical and horizontal mounting of safety switches TP...A, STA, STP and TX

☑ Mounting plates EMP-B2 for actuators for safety switches CTP, TP...A, STA, STP, TX and TZ

093458 EMP-B2



- ▼ Mounting plates EMP-B1 for actuators for safety switches CTP, TP...A, STA, STP, TX and TZ



093457 EMP-B1

- ▼ Mounting plates AM-P for safety switches CTP



126026 AM-P-126026

▼ Features

- › For vertical and horizontal mounting of safety switch CTP

Connection material

- ▼ Passive distribution module



120861 AC-DP-04-SA-120861

▼ Features

- › Connection of up to 4 CES-AR, CET-AR, CTP-AR and ESL-AR
- › LEDs for the indication of the door position on each port
- › Can be connected in series

- ▼ Connection cable with 2 plug connectors M12, 5-pin, 10m



119947 C-M12F05-05X034PU10,0-M12M05-119947

▼ Features

- › M12 female plug to M12 plug connector, 5-pin
- › Straight female plug and plug connector
- › PUR cable
- › Cable length 10 m



100181 C-M12F05-05X034PV10,0-M12M05-100181

▼ Features

- › M12 female plug to M12 plug connector, 5-pin
- › Straight female plug and plug connector
- › PVC cable
- › Cable length 10 m

- ▼ Connection cable with 2 plug connectors M12, 5-pin, 20m



119971 C-M12F05-05X034PU20,0-M12M05-119971

▼ Features

- › M12 female plug to M12 plug connector, 5-pin
- › Straight female plug and plug connector
- › PUR cable
- › Cable length 20 m



100182 C-M12F05-05X034PV20,0-M12M05-100182

▼ Features

- › M12 female plug to M12 plug connector, 5-pin
 - › Straight female plug and plug connector
 - › PVC cable
 - › Cable length 20 m
-

▼ Connection cable with plug connector M12, 8-pin, 20m



100179 C-M12F08-08X025PV20,0-MA-100179

▼ Features

- › M12 female plug, 8-pin
 - › Straight plug connector
 - › PVC cable
 - › Cable length 20 m
 - › With flying lead
-



115114 C-M12F08-08X025PU20,0-MA-115114

▼ Features

- › M12 female plug, 8-pin
 - › Straight plug connector
 - › PUR cable
 - › Cable length 20 m
 - › With flying lead
-

▼ Connection cable with 2 plug connectors M12, 5-pin, 5m



119932 C-M12F05-05X034PU05,0-M12M05-119932

▼ Features

- › M12 female plug to M12 plug connector, 5-pin
 - › Straight female plug and plug connector
 - › PUR cable
 - › Cable length 5 m
-



100180 C-M12F05-05X034PV05,0-M12M05-100180

▼ Features

- › M12 female plug to M12 plug connector, 5-pin
 - › Straight female plug and plug connector
 - › PVC cable
 - › Cable length 5 m
-

▼ Connection cable with plug connector M12, 8-pin, 30m



115116 C-M12F08-08X025PV30,0-MA-115116

▼ Features

- › M12 female plug, 8-pin
 - › Straight plug connector
 - › PVC cable
 - › Cable length 30 m
 - › With flying lead
-



115257 C-M12F08-08X025PU30,0-MA-115257

▼ Features

- › M12 female plug, 8-pin
 - › Straight plug connector
 - › PUR cable
 - › Cable length 30 m
 - › With flying lead
-

▼ Connection cable with angled plug connector M12, 8-pin, 20m



120998 C-M12F08-08X025PU20,0-MA-120998

▼ Features

- › M12 female plug, 8-pin
 - › Angled plug connector
 - › Cable outlet A (right)
 - › PUR cable
 - › Cable length 20 m
 - › With flying lead
-



120999 C-M12F08-08X025PU20,0-MA-120999

▼ Features

- › M12 female plug, 8-pin
 - › Angled plug connector
 - › Cable outlet C (left)
 - › PUR cable
 - › Cable length 20 m
 - › With flying lead
-

▼ Connection cable with plug connector M12, 8-pin, 5m



100177 C-M12F08-08X025PV05,0-MA-100177

▼ Features

- › M12 female plug, 8-pin
 - › Straight plug connector
 - › PVC cable
 - › Cable length 5 m
 - › With flying lead
-



115112 C-M12F08-08X025PU05,0-MA-115112

▼ Features

- › M12 female plug, 8-pin
 - › Straight plug connector
 - › PUR cable
 - › Cable length 5 m
 - › With flying lead
-

▼ Connection cable with plug connector M12, 8-pin, 10m



100178 C-M12F08-08X025PV10,0-MA-100178

▼ Features

- › M12 female plug, 8-pin
- › Straight plug connector
- › PVC cable
- › Cable length 10 m
- › With flying lead



115113 C-M12F08-08X025PU10,0-MA-115113

✓ Features

- › M12 female plug, 8-pin
- › Straight plug connector
- › PUR cable
- › Cable length 10 m
- › With flying lead

✓ Connection cable with angled plug connector M12, 8-pin, 10m



113189 C-M12F08-08X025PU10,0-MA-113189

✓ Features

- › M12 female plug, 8-pin
- › Angled plug connector
- › Cable outlet C (left)
- › PUR cable
- › Cable length 10 m
- › With flying lead



113188 C-M12F08-08X025PU10,0-MA-113188

✓ Features

- › M12 female plug, 8-pin
- › Angled plug connector
- › Cable outlet A (right)
- › PUR cable
- › Cable length 10 m
- › With flying lead

✓ Connection cable with straight plug connector M12, 5-pin, 30 m



122784 C-M12F05-05X034PU30,0-MA-122784

✓ Features

- › M12 female plug, 5-pin
- › Straight plug connector
- › PUR cable
- › Cable length 30 m
- › With flying lead

✓ M12 extension PUR 5-pin, plug connectors at both ends, 10m



115565 C-M12F05-05X025PU10,0-M12M05-115565

✓ Features

- › M12 female plug, 5-pin (angled) to M12 plug connector (straight)
- › Connectors at both ends
- › PUR cable
- › Cable length 10 m
- › With cable exit A (right)



115566 C-M12F05-05X025PU10,0-M12M05-115566

✓ Features

- › M12 female plug, 5-pin (angled) to M12 plug connector (straight)
 - › Connectors at both ends
 - › PUR cable
 - › Cable length 10 m
 - › With cable exit C (left)
-

▼ Connection cable with angled plug connector M12, 5-pin, 10m



113190 C-M12F05-05X025PU10,0-MA-113190

▼ Features

- › M12 female plug, 5-pin
 - › Angled plug connector
 - › PUR cable
 - › Cable length 10 m
 - › Cable exit C (left)
 - › With flying lead
-



113187 C-M12F05-05X025PU10,0-MA-113187

▼ Features

- › M12 female plug, 5-pin
 - › Angled plug connector
 - › PUR cable
 - › Cable length 10 m
 - › Cable exit A (right)
 - › With flying lead
-

▼ Connection cable with 2 plug connectors M12, 10m



123433 C-M12M08-08X025PV10,0-M12F08-123433

▼ Features

- › 8-pin M12 male plug, straight
 - › 8-pin M12 female connector, straight
 - › PVC cable
 - › Cable length 10m
-

▼ Connection cable with 2 plug connectors M12, 2m



123431 C-M12M08-08X025PV02,0-M12F08-123431

▼ Features

- › 8-pin M12 male plug, straight
 - › 8-pin M12 female connector, straight
 - › PVC cable
 - › Cable length 2m
-

▼ Connection cable with 2 plug connectors M12, 1m



123430 C-M12M08-08X025PV01,0-M12F08-123430

▼ Features

- › 8-pin M12 male plug, straight
- › 8-pin M12 female connector, straight
- › PVC cable
- › Cable length 1m

-
- ▼ Connection cable with plug connector M12, 5-pin, 20m



100185 C-M12F05-05X034PV20,0-MA-100185

▼ Features

- › M12 female plug, 5-pin
- › Straight plug connector
- › PVC cable
- › Cable length 20 m
- › With flying lead

-
- ▼ Connection cable with plug connector M12, 5-pin, 10m



100184 C-M12F05-05X034PV10,0-MA-100184

▼ Features

- › M12 female plug, 5-pin
- › Straight plug connector
- › PVC cable
- › Cable length 10 m
- › With flying lead

-
- ▼ Connection cable with straight plug connector M12, 5-pin, 5m



113620 C-M12F05-05X034PU05,0-MA-113620

▼ Features

- › M12 female plug, 5-pin
- › Straight plug connector
- › PUR cable
- › Cable length 5 m
- › With flying lead



100183 C-M12F05-05X034PV05,0-MA-100183

▼ Features

- › M12 female plug, 5-pin
- › Straight plug connector
- › PVC cable
- › Cable length 5 m
- › With flying lead

-
- ▼ Connection cable with straight plug connector M12, 5-pin, 20 m



113682 C-M12F05-05X034PU20,0-MA-113682

▼ Features

- › M12 female plug, 5-pin
- › Straight plug connector
- › PUR cable
- › Cable length 20 m
- › With flying lead

-
- ▼ Connection cable with straight plug connector M12, 5-pin, 10m

113640 C-M12F05-05X034PU10,0-MA-113640



- ✓ Features
 - › M12 female plug, 5-pin
 - › Straight plug connector
 - › PUR cable
 - › Cable length 10 m
 - › With flying lead
-

- ✓ Connection cable with 2 plug connectors M12, 5m



- 123432** C-M12M08-08X025PV05,0-M12F08-123432
 - ✓ Features
 - › 8-pin M12 male plug, straight
 - › 8-pin M12 female connector, straight
 - › PVC cable
 - › Cable length 5m
-

- ✓ Bridging plug M12



- 097645** BRUECKEN-STECKER
 - ✓ Features
 - › Bridging plug
 - › M12 male plug, 4-pin
-

- ✓ Y-distributor M12 with connection cable



- 111696** Y-VERTEILER M12 MIT ANSCHLUSSKABEL
 - ✓ Features
 - › Y-distributor M12 with connection cable, 2 x 5-pin, 1 x 8-pin
 - › Straight plug connector
 - › PVC cable
 - › Cable length 0.2 m
-



- 112395** Y-VERTEILER M12 MIT 1M KABEL
 - ✓ Features
 - › Y-distributor M12 with connection cable, 2 x 5-pin, 1 x 8-pin
 - › Straight plug connector
 - › PVC cable
 - › Cable length 1 m
-

Bolt

- ✓ Bolt CTP-GFK for safety switch CTP



- 123657** RIEGEL CTP-GFK
 - ✓ Features
 - › Fiber glass reinforced plastic bolt
 - › For doors hinged on the left or right
 - › Can be locked in open position with padlocks
 - › Actuator included
-

▼ Bolt BTC-CTP-S for safety switch CTP



123659 BTC-CTP-S-TH-00-X

▼ Features

- › Aluminum bolt
- › For doors hinged on the left or right
- › Can be locked in open position with padlocks
- › Actuator included

▼ Bolts for safety switches series CTP



123653 RIEGEL CTP-AC-123653

▼ Features

- › Steel bolt
- › For doors hinged on right and left
- › Can be locked in open position with padlocks
- › Actuator included

Instructions

▼ Bezpečnostní informace CTP (-AR/-AP)

	Doc. no.	Version	Language	Download
Sicherheitsinformation CTP (-AR/-AP)	2138087	02-11/17		0.7 MB
Información de seguridad CTP (-AR/-AP)				
Information de sécurité CTP (-AR/-AP)				
Informazioni sulla sicurezza CTP (-AR/-AP)				
Safety Information CTP (-AR/-AP)				
Bezpečnostní informace CTP (-AR/-AP)	2138087	02-11/17		0.2 MB
安全情報 CTP (-AR/-AP)	2138087	02-11/17		0.3 MB
Informação de segurança CTP (-AR/-AP)	2138087	02-11/17		0.2 MB
Информация о безопасности CTP (-AR/-AP)	2138087	02-11/17		0.3 MB
Güvenlik bilgisi CTP (-AR/-AP)	2138087	02-11/17		0.3 MB
安全信息 CTP (-AR/-AP)	2138087	02-11/17		0.3 MB

▼ 操作指示書トランスポンダー型コード化安全スイッチ ガードロック内蔵CTP-AR ユニコード/マルチコード

	Doc. no.	Version	Language	Download
Betriebsanleitung Transpondercodierter Sicherheitsschalter mit Zuhaltung CTP-AR Uni-/Multicode	2123041	06-05/18		4.5 MB
Mode d'emploi Interrupteur de sécurité à codage par transpondeur avec interverrouillage CTP-AR uni-/multicode	2123041	06-05/18		4.5 MB
Manual de instrucciones Interruptor de seguridad con codificación por transponder con bloqueo CTP-AR Unicode/Multicode	2123041	06-05/18		4.5 MB

操作指示書トランスポンダー型コード化安全スイッチ ガードロック内蔵CTP-AR ユニコード/マルチコード	2123041	06-05/18		4.8 MB
Návod k použití Bezpečnostní spínač s kódovaným transpondérem CTP-AR Unicode/Multicode	2123041	06-05/18		4.7 MB
Operating instructions Transponder-Coded Safety Switch With Guard Locking CTP-AR Unicode/Multicode	2123041	06-05/18		4.5 MB
Istruzioni di impiego Finecorsa di sicurezza con codifica a transponder con meccanismo di ritenuta CTP-AR Uni-/Multicode	2123041	06-05/18		4.5 MB

Catalogs

▼ ガード・ロック付き トランスポンダー・コード化 安全ス イッチCTP

	Doc. no.	Version	Language	Download
ガード・ロック付き トランスポンダー・コード化 安全ス イッチCTP	136411	09-03/16		1.8 MB

▼ Transpondercodierter Sicherheitsschalter CTP mit Zuhaltung transponder-coded safety switch CTP with guard locking Interrupteur de sécurité à codage par transpondeur CTP avec interverrouillage Interruptor de seguridad CTP codifi cado por transponder con bloqueo Finecorsa di sicurezza con codifi ca a transponder CTP con meccanismo di ritenuta Kilitli RFID kodlu emniyet salteri CTP Chave de segurança codifi cada por transponder CTP com bloqueio Bezpečnostní spínac CTP s kódovaným transpondérem a jištěním ochranného krytu 带锁定功能的 CTP应答式编码 安全开关

	Doc. no.	Version	Language	Download
Transpondercodierter Sicherheitsschalter CTP mit Zuhaltung	123243	12-02/18		2.3 MB
Interrupteur de sécurité à codage par transpondeur CTP avec interverrouillage	123245	12-02/18		2.3 MB
Interruptor de seguridad CTP codifi cado por transponder con bloqueo	123246	12-02/18		2.3 MB
transponder-coded safety switch CTP with guard locking	123244	12-02/18		2.3 MB
Finecorsa di sicurezza con codifi ca a transponder CTP con meccanismo di ritenuta	126042	12-02/18		2.3 MB
Kilitli RFID kodlu emniyet salteri CTP	126076	12-02/18		2.4 MB
Chave de segurança codifi cada por transponder CTP com bloqueio	126214	12-02/18		2.3 MB
Bezpečnostní spínac CTP s kódovaným transpondérem a jištěním ochranného krytu	126604	12-02/18		2.3 MB
带锁定功能的 CTP应答式编码 安全开关	158439	12-02/18		2.4 MB





▼ Transpondercodierte Sicherheitsschalter - Verriegelungseinrichtungen und Zuhaltungen Transponder-coded safety switches - Interlocking devices and guard locking devices Interruptores de seguridad con codificación por transponder - Dispositivos de enclavamiento y bloqueos Interrupteurs de sécurité à codage par transpondeur - Dispositifs de verrouillage et interverrouillages

Doc. no. Version Language Download





Transpondercodierte Sicherheitsschalter - Verriegelungseinrichtungen und Zuhaltungen	127594	02-01/18		 5.2 MB
Interrupteurs de sécurité à codage par transpondeur - Dispositifs de verrouillage et interverrouillages	137558	02-01/18		 5.2 MB
Interruptores de seguridad con codificación por transponder - Dispositivos de enclavamiento y bloqueos	137560	02-01/18		 5.2 MB
Transponder-coded safety switches - Interlocking devices and guard locking devices	127595	02-01/18		 5.1 MB

Application example

Anschluss CTP-L1..-AR an Siemens ET 200S







	Doc. no.	Version	Language	Download
Anschluss CTP-L1..-AR an Siemens ET 200S	AP000211	02-03/16		 0.4 MB
Connection of CTP-L1..-AR to Siemens ET 200S	AP000211	02-03/16		 0.4 MB

Anschluss CTP-L1..-AR in Reihe an Siemens ET 200S

	Doc. no.	Version	Language	Download
Anschluss CTP-L1..-AR in Reihe an Siemens ET 200S	AP000212	02-03/16		 0.4 MB
Connection of serial wired CTP-L1..-AR to Siemens ET 200S	AP000212	02-03/16		 0.5 MB

Declaration of conformity

EU-Konformitätserklärung

	Doc. no.	Version	Language	Download
EU-Konformitätserklärung EU declaration of conformity Declaración UE de conformidad Déclaration UE de conformité Dichiarazione di conformità	2123042	06-08/18	    	 0.4 MB

CAD data

CAD data for this item on TraceParts