

ITEM 115454 NZ2HS-511SEM5C2376

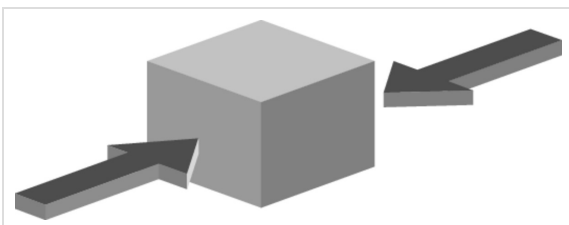
Description	Technical data	Accessories	Downloads
-------------	----------------	-------------	-----------



**Features**

- › Direct connection to decentralized peripheral systems (e.g. ET200pro)
- › Version A according to EN 50041(steel roller  $\varnothing$  18 mm)
- › Plug connector SEM5

**Approach direction**



› Figure  
Horizontal

**Switching direction**

- › Right, left or both sides

**Switching element**

## Approvals



## Mechanical values and environment

Housing material	Anodized die-cast alloy
Weight	Net 0,3 kg
Ambient temperature	-25 ... 80 °C
Degree of protection	IP67
Mechanical life	30 x 10 <sup>6</sup>
Contact material	Silver alloy, gold flashed
Switching principle	Snap-action switching contact
Installation position	Any
Number of door position positively driven contacts	1
Number of NO contacts	1
Connection	1 x Plug connector M12 [1]
Approach speed	max. 0,1 ... 60 m/min
Actuating element	Plain bearing metal Lever arm [2]
Actuating force	min.15 N

## Electrical connection ratings

Rated thermal current I <sub>th</sub>	4 A
Utilization category according to EN 60947-5-1	AC-15 4A 30V DC-13 4A 24V
Short circuit protection according to IEC 60269-1	(Fuse) 4A gG
Rated insulation voltage U <sub>i</sub>	50 V
Rated impulse withstand voltage U <sub>imp</sub>	1,5 kV
Switching current	Min. at DC 24V 10 mA

## Miscellaneous

Additional feature	Housing without earth conductor! All the electrical connections must either be isolated from the mains supply by a safety transformer according IEC 61558-2-6 with limited output voltage in the event of a fault, or by other equivalent isolation measures.
C number C2376	[3]

**Reliability values acc. to EN ISO 13849-1**

	Monitoring of the safety guard position
B10 <sub>D</sub>	20 x 10 <sup>6</sup>

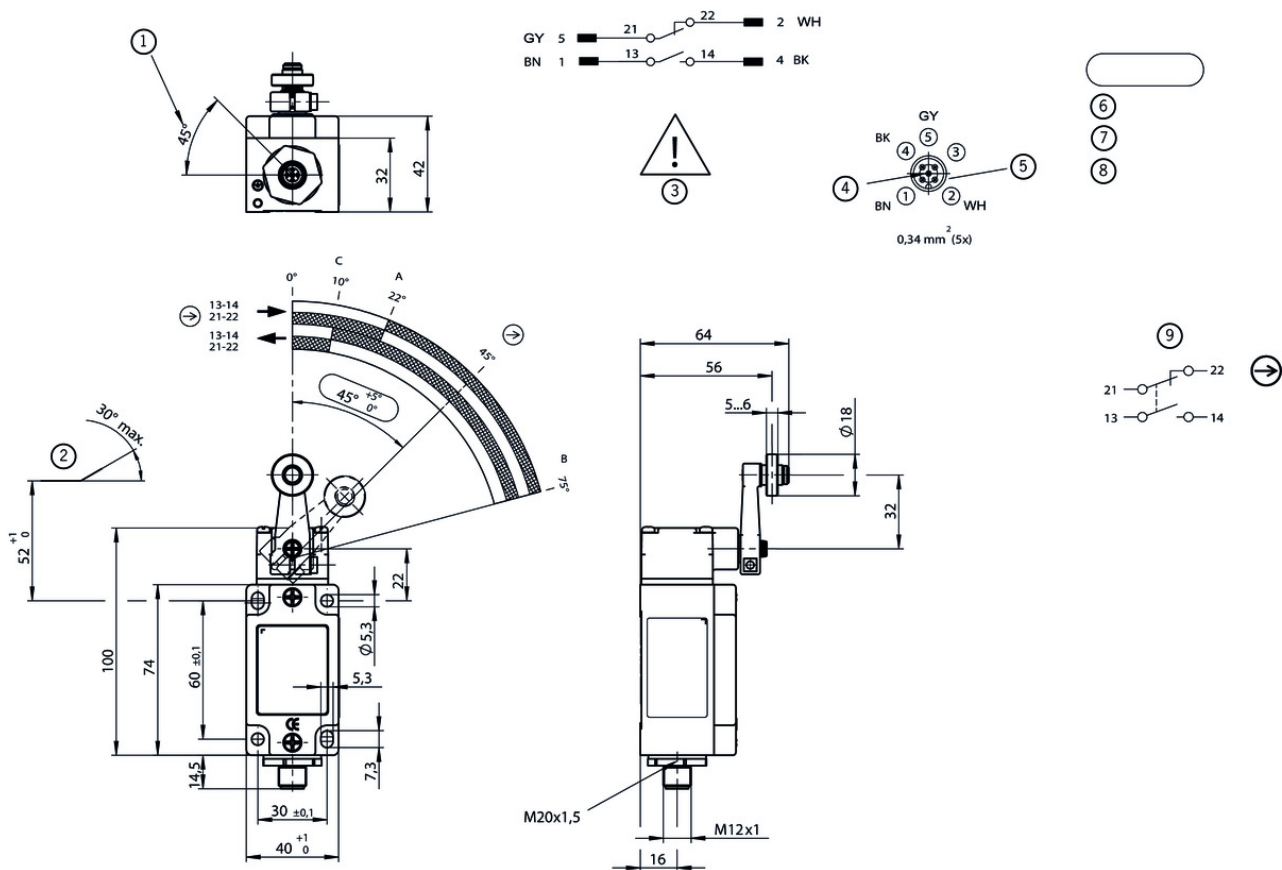
---

[1] 5-pin

[2] d roller = 18 mm length = 32 mm

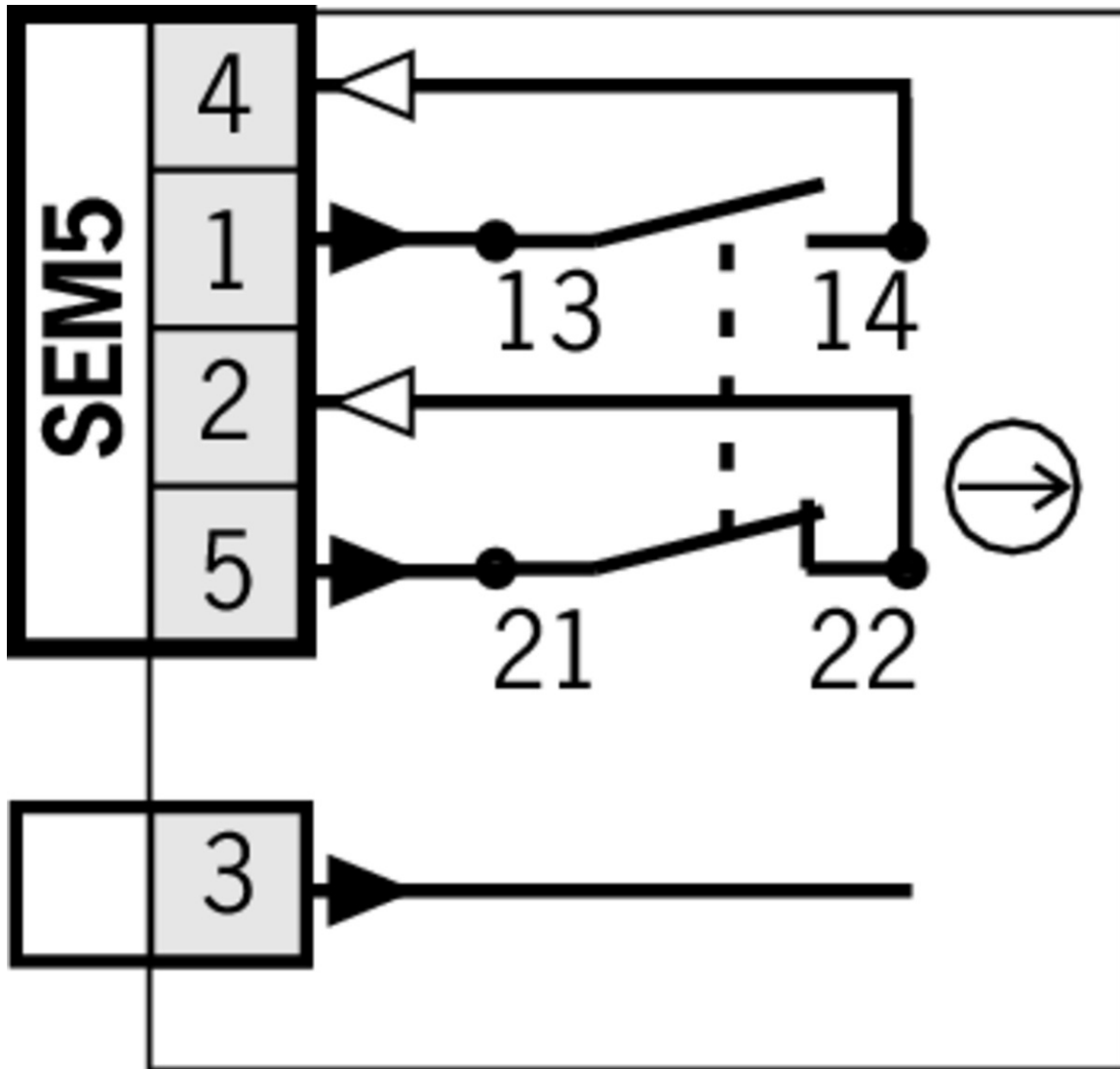
[3] Position switch with plug connector SEM5, pin 5 not leading. Connection to ET200pro NO + NC

# Dimension drawing



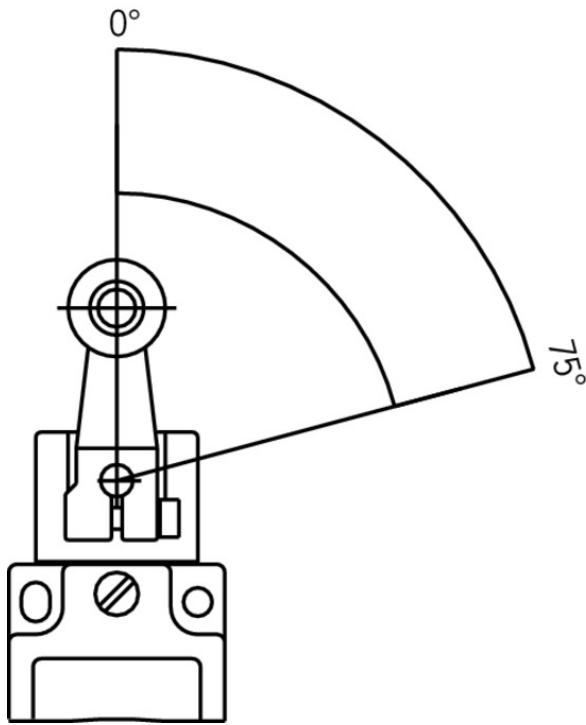
## Legende

- 1 Guide lug aligned
- 2 Dog
- 3 Without earth conductor
- 4 Not leading
- 5 5-pin
- 6 Positive opening function is dependent on maintaining this distance.
- 7 Actuator (dog) must be positively mounted on the machine.
- 8 Switch can be replaced only with the same type.
- A Operating point
- B End position
- C Reset point

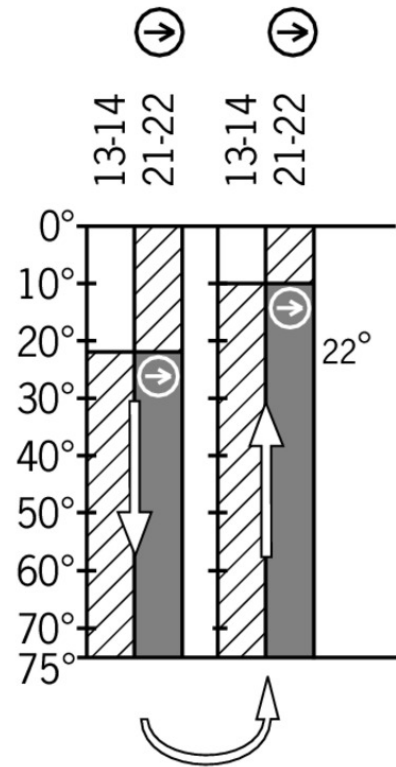


## Travel diagram




**NZ...HS**  
**NZ...HB**



**511**



## Legende

-  Contacts closed
-  Contacts open
-  Contacts positively driven

## Spare parts

-  Lever arm with steel roller



**012043** NHS ROLLENHEBEL

-  Features

-  Steel roller Ø18mm

## Connection material

-  Connection cable with straight plug connector M12, 5-pin, 5m



**100183** C-M12F05-05X034PV05,0-MA-100183

-  Features

- › M12 female plug, 5-pin
- › Straight plug connector
- › PVC cable
- › Cable length 5 m
- › With flying lead

☑ Connection cable with plug connector M12, 5-pin, 10m



**100184** C-M12F05-05X034PV10,0-MA-100184

☑ Features

- › M12 female plug, 5-pin
- › Straight plug connector
- › PVC cable
- › Cable length 10 m
- › With flying lead

☑ Connection cable with plug connector M12, 5-pin, 20m



**100185** C-M12F05-05X034PV20,0-MA-100185

☑ Features

- › M12 female plug, 5-pin
- › Straight plug connector
- › PVC cable
- › Cable length 20 m
- › With flying lead

## Instructions















☑ Betriebsanleitung Sicherheitsschalter NZ.H/P

	Doc. no.	Version	Language	Download
Betriebsanleitung Sicherheitsschalter NZ.H/P	074550	11-12/16		2.1 MB
Manual de instrucciones Interruptores de seguridad NZ.H/P				
Mode d'emploi Interrupteur de sécurité NZ.H/P				
Istruzioni di impiego Finecorsa di sicurezza NZ.H/P				
Operating Instructions Safety Switch NZ.H/P				
Instrukcja obsługi Wyłącznik bezpieczeństwa NZ.H/P	074550	11-12/16		0.5 MB
Инструкция по эксплуатации Предохранительный выключатель NZ.H/P	074550	11-12/16		0.6 MB
Návod na prevádzku Bezpečnostný spínač NZ.H/P	074550	11-12/16		0.5 MB

## Declaration of conformity

☑ EU prohlášení o shodě

Doc. no.    Version    Language    Download

EU-Konformitätserklärung	2077153	25-02/17		 0.3 MB
Declaración UE de conformidad				
Déclaration UE de conformité				
Dichiarazione di conformità				
EU declaration of conformity				
EU prohlášení o shodě	2077153	25-02/17		 0.5 MB
EU-overensstemmelseserklæring				
Δήλωση συμμόρφωσης της ΕΕ				
EU-vaatimustenmukaisuusvakuutus				
EU-típusbizonyítvány				
EU-conformiteitsverklaring				
Deklaracja zgodności UE				
Declaração de Conformidade UE				
Declarația de conformitate UE				
EÚ vyhlásenie o zhode			