

**ITEM 114508 CET3-AR-CRA-AH-50F-SG-C2333-114508**

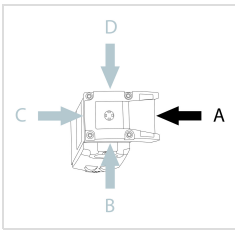
Description	Technical data	Accessories	Downloads
-------------	----------------	-------------	-----------



### Features

- › Safety switch with guard locking and integrated evaluation electronics
- › Locking force up to 6500 N
- › Up to 20 switches in series
- › Short circuit monitoring
- › 2 safety outputs (semiconductor outputs)
- › Up to category 4/PL e according to EN ISO 13849-1
- › With 2 plug connectors M12
- › Unicode
- › Door monitoring output
- › Indication of the door position by LED
- › Teach-in input
- › Escape release, 75 long
- › Lockout bar
- › Approach direction A (default setting on delivery)

### Approach direction



► Figure  
Horizontal  
Can be adjusted in 90° steps

---

### Lockout mechanism

The lockout mechanism can be used to prevent maintenance personnel from being unintentionally locked in the danger zone, for example.

**Important:** The lockout mechanism is not a safety function.  
This device with lockout mechanism possesses no mechanical release.

---

### Safety switch

The device may be operated only in conjunction with the actuator CET-A-....

**Important:** The actuator must be ordered separately.

---

### Unicode evaluation

Each actuator is unique. The switch detects only taught-in actuators. Additional actuators can be taught in. Only the last actuator taught in is detected.

---

### Solenoid operating voltage

► DC 24 V +10% -15%

---

### Guard locking type

**CET3 Closed-circuit current principle**, guard locking by spring force.  
Release by applying voltage to the guard locking solenoid. The door position is also monitored. The door monitoring output OUT D is set to HIGH as soon as the actuator is above the extended plunger (state: door closed, guard locking not active). The output OUT D remains set also with guard locking active.

---

### LED function display

**LED State** Status LED  
**LED DIA** Diagnostic LED  
**LED 1 rd** freely configurable  
**LED 2 gn** illuminates when door is closed

---

### Additional connections

**OUT** Monitoring output (semiconductor)  
**OUT D** Door monitoring output  
**RST** Reset input  
**J** Teach-in input

---

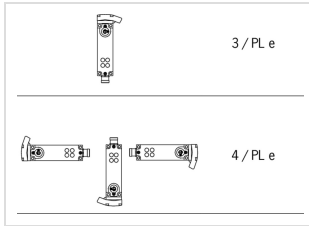
## Category according to EN ISO 13849-1

Due to two redundantly designed semiconductor outputs (safety outputs) with internal monitoring suitable for:

› Category 4/PL e according to EN ISO 13849-1

**Important:** To achieve the stated category in accordance with EN ISO 13849-1, both safety outputs (OA and OB) must be evaluated.

The category is dependent on the installation position of the safety switch:



› Figure

## Escape release

This is used for manual release of guard locking from the danger zone without tools.

## Kommentar\_NT!

## Approvals



## Mechanical values and environment

Housing material		
	Slide	Stainless steel
	Safety switch housing	Die-cast aluminum
Weight		
	Net	1 kg
Ambient temperature		
	At $U_B = 24V DC$	-20 ... 55 °C
Degree of protection		IP67 [1]
Resilience to vibration		In acc. with EN IEC 60947-5-2
Mechanical life		$1 \times 10^6$
Installation position		Any [2]
Degree of freedom		
	Z	$\pm 4$ mm
	Y	$\pm 5$ mm
	X	$\pm 5$ mm
Ready delay		10 s
Switching frequency		max.0,5 Hz

Connection	2 plug connectors M12, 5 and 8-pin
Approach speed	20 m/min
Guard locking principle	Closed-circuit current principle
Locking force $F_{max}$	6500 N
Locking force $F_{Zh}$	5000 N <sup>[3]</sup>

## Electrical connection ratings

Operating voltage DC	$U_B$	24 V DC -15% ... 15% Reverse polarity protected, regulated, residual ripple < 5%, PELV
	LED	24 V DC -15% ... 10%
Current consumption	$I_B$	80 mA
	$I_{CM}$	480 mA
Utilization category according to EN 60947-5-2	DC-13	24V 200mA <sup>[4]</sup>
	$U_{CM}$	24 V DC -15% ... +10% Reverse polarity protected, regulated, residual ripple < 5%, PELV
Fusing	External (operating voltage $U_B$ )	0,25 ... 2 A
	External (solenoid operating voltage $U_{CM}$ )	0,5 ... 8 A
Power consumption	Solenoid	max.12 W
	EMC protection requirements	In acc. with EN IEC 60947-5-3
Solenoid duty cycle		100 %
Degree of contamination (external, according to EN 60947-1)		3
Connecting cable		30V DC, 2A <sup>[5]</sup>
Safety class	EN IEC 61140	III
	Switching load	
	According to UL	24V DC, class 2 <sup>[6]</sup>
<b>Safety outputs OA/OB</b>		
Type of output		2 semiconductor outputs, p-switching, short circuit-proof
Switching current	Per safety output OA / OB	1 ... 200 mA
	Output voltage	
	High $U(OA) / U(OB)$	$U_B - 1,5V \dots U_B$ V DC
	Low $U(OA) / U(OB)$	0 ... 1 V DC
Off-state current $I_r$		max.0,25 mA
Risk time according to EN 60947-5-3	Single device	max.400 ms
	Delay per device	5 ms

Switch-on time		400 ms
Discrepancy time		
	Both safety outputs	max.10 ms
<b>Monitoring output OUT</b>		
Type of output		p-switching, short circuit-proof
Switching current		
	OUT	1 ... 50 mA
Output voltage		
	OUT	0,8xUB ... UB V DC
Switching delay from state change		max.400 ms
<b>Monitoring output OUT D</b>		
Type of output		p-switching, short circuit-proof
Switching current		
	OUT D	1 ... 50 mA
Output voltage		
	OUT D	0,8xUB ... UB V DC
Switching delay from state change		max.700 ms
<b>Teach-in input</b>		
Input voltage		
	High	15 ... 27,6 V DC
	Low	0 ... 1 V DC

## Operating distance

Repeat accuracy R		
	According to EN 60947-5-2	10 %

## Miscellaneous

C number		
	C2333	With lockout mechanism mounted
For the approval according to UL the following applies		Operation only with UL class 2 power supply, or equivalent measures see operating instructions

## Reliability values acc. to EN ISO 13849-1

<b>Monitoring of guard locking and the safety guard position</b>		
Category		
	Head upward	3
	Head downward or horizontal	4
Performance Level		PL e
PFH <sub>D</sub>		
	Head upward	4.29 x 10 <sup>-8</sup>
	Head downward or horizontal	3.1 x 10 <sup>-9</sup>

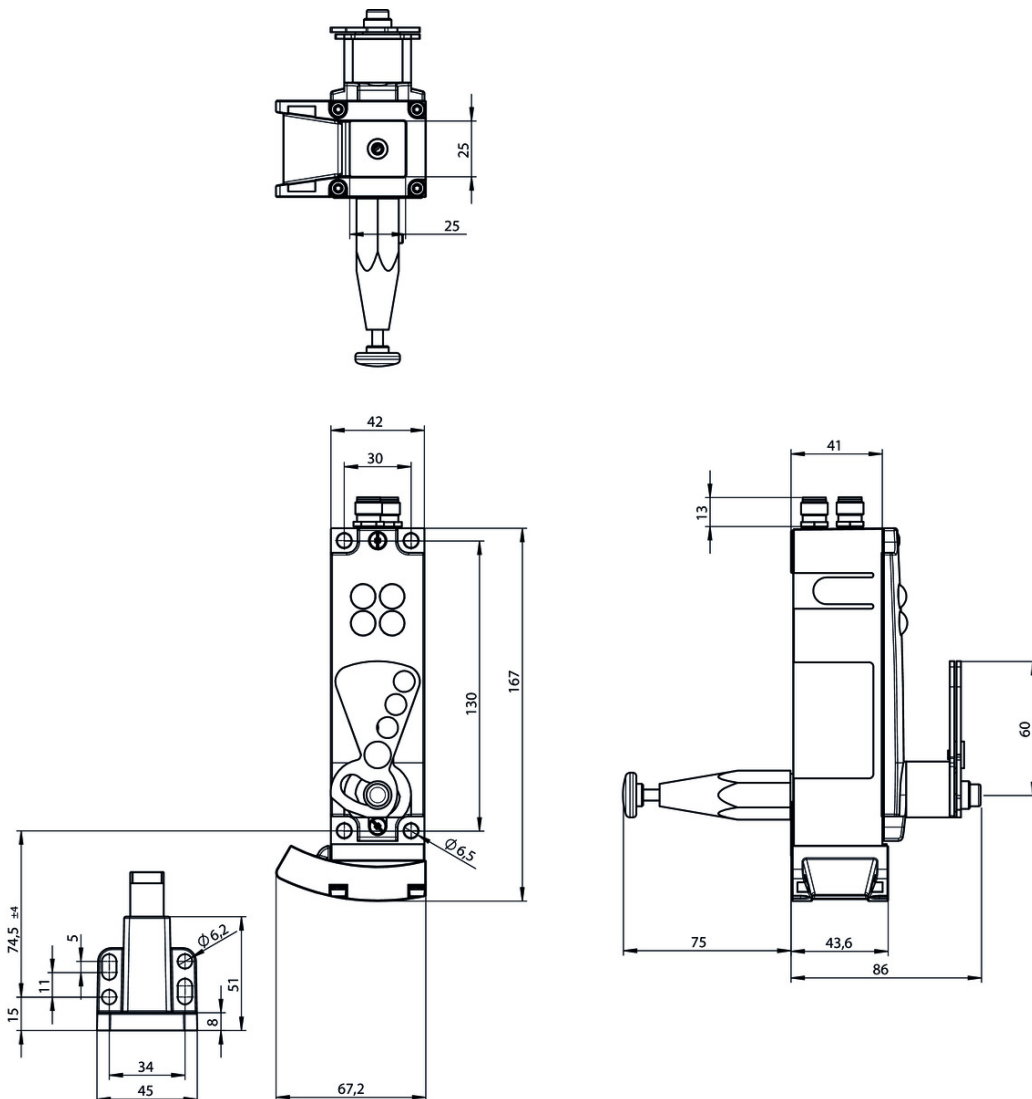
<b>Control of the guard locking</b>	
Category	Depending on external control of guard locking <b>[7]</b>
Performance Level	Depending on external control of guard locking <b>[8]</b>
PFH <sub>D</sub>	Depending on external control of guard locking <b>[9]</b>

---

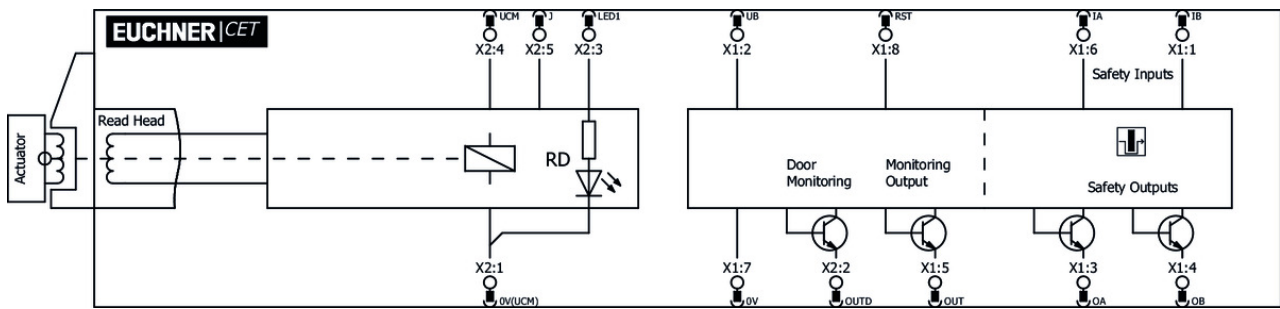
Mission time	20 y
--------------	------

- [1] Screwed tight plug connector/mating component
- [2] Preferably head downward
- [3] FZH = FMAX/1.3
- [4] Caution: outputs must be protected with a free-wheeling diode in case of inductive loads
- [5] For UL requirement UL category code (CYJV/CYJV7)
- [6] For alternatives see operating instructions
- [7, 8, 9] Teach-in input and LEDs have the same ground potential as the guard locking solenoid

### Dimension drawing



## Block diagram



## Actuator

### Actuator CET-A-BWK-50X



#### 096327 CET-A-BWK-50X

##### Features

- › Actuator for read head/safety switch CET
- › Four safety screws M5x16 included

## Bolt

### Bolt CET-A-C/F with escape release



#### 106172 RIEGEL CET-A-C/F

##### Features

- › Steel bolt
- › For doors hinged on the left or right
- › In combination with CET with escape release
- › Detent knob in open position
- › Can be locked in open position with padlocks



#### 106350 RIEGEL CET-A-C/F-C2282

##### Features

- › Steel bolt
- › Stainless steel guide strip
- › For left or right hinged doors
- › In combination with CET with escape release
- › Detent knob in open position
- › Can be locked in open position with padlocks

## Connection material

### Connection cable with plug connector M12, 8-pin, 5m



#### 100177 C-M12F08-08X025PV05,0-MA-100177

##### Features

- › M12 female plug, 8-pin
- › Straight plug connector

- › PVC cable
- › Cable length 5 m
- › With flying lead



**115112** C-M12F08-08X025PU05,0-MA-115112

✓ Features

- › M12 female plug, 8-pin
- › Straight plug connector
- › PUR cable
- › Cable length 5 m
- › With flying lead

✓ Connection cable with plug connector M12, 8-pin, 10m



**100178** C-M12F08-08X025PV10,0-MA-100178

✓ Features

- › M12 female plug, 8-pin
- › Straight plug connector
- › PVC cable
- › Cable length 10 m
- › With flying lead



**115113** C-M12F08-08X025PU10,0-MA-115113

✓ Features

- › M12 female plug, 8-pin
- › Straight plug connector
- › PUR cable
- › Cable length 10 m
- › With flying lead

✓ Connection cable with plug connector M12, 8-pin, 20m



**100179** C-M12F08-08X025PV20,0-MA-100179

✓ Features

- › M12 female plug, 8-pin
- › Straight plug connector
- › PVC cable
- › Cable length 20 m
- › With flying lead



**115114** C-M12F08-08X025PU20,0-MA-115114

✓ Features

- › M12 female plug, 8-pin
- › Straight plug connector
- › PUR cable
- › Cable length 20 m
- › With flying lead

✓ Connection cable with angled plug connector M12, 8-pin, 10m



**113188** C-M12F08-08X025PU10,0-MA-113188

✓ Features



- › M12 female plug, 8-pin
- › Angled plug connector
- › Cable outlet A (right)
- › PUR cable
- › Cable length 10 m
- › With flying lead



**113189** C-M12F08-08X025PU10,0-MA-113189

▣ Features

- › M12 female plug, 8-pin
- › Angled plug connector
- › Cable outlet C (left)
- › PUR cable
- › Cable length 10 m
- › With flying lead

▣ Connection cable with 2 plug connectors M12, 5-pin, 10m



**100181** C-M12F05-05X034PV10,0-M12M05-100181

▣ Features

- › M12 female plug to M12 plug connector, 5-pin
- › Straight female plug and plug connector
- › PVC cable
- › Cable length 10 m



**119947** C-M12F05-05X034PU10,0-M12M05-119947

▣ Features

- › M12 female plug to M12 plug connector, 5-pin
- › Straight female plug and plug connector
- › PUR cable
- › Cable length 10 m

▣ Connection cable with 2 plug connectors M12, 5-pin, 20m



**100182** C-M12F05-05X034PV20,0-M12M05-100182

▣ Features

- › M12 female plug to M12 plug connector, 5-pin
- › Straight female plug and plug connector
- › PVC cable
- › Cable length 20 m



**119971** C-M12F05-05X034PU20,0-M12M05-119971

▣ Features

- › M12 female plug to M12 plug connector, 5-pin
- › Straight female plug and plug connector
- › PUR cable
- › Cable length 20 m

▣ Connection cable with straight plug connector M12, 5-pin, 5m



**100183** C-M12F05-05X034PV05,0-MA-100183

▣ Features

- › M12 female plug, 5-pin
- › Straight plug connector
- › PVC cable
- › Cable length 5 m
- › With flying lead



**113620** C-M12F05-05X034PU05,0-MA-113620

▣ Features

- › M12 female plug, 5-pin
- › Straight plug connector
- › PUR cable
- › Cable length 5 m
- › With flying lead

▣ Connection cable with plug connector M12, 5-pin, 10m



**100184** C-M12F05-05X034PV10,0-MA-100184

▣ Features

- › M12 female plug, 5-pin
- › Straight plug connector
- › PVC cable
- › Cable length 10 m
- › With flying lead

▣ Connection cable with plug connector M12, 5-pin, 20m



**100185** C-M12F05-05X034PV20,0-MA-100185

▣ Features

- › M12 female plug, 5-pin
- › Straight plug connector
- › PVC cable
- › Cable length 20 m
- › With flying lead

▣ Connection cable with angled plug connector M12, 5-pin, 10m



**113187** C-M12F05-05X025PU10,0-MA-113187

▣ Features

- › M12 female plug, 5-pin
- › Angled plug connector
- › PUR cable
- › Cable length 10 m
- › Cable exit A (right)
- › With flying lead



**113190** C-M12F05-05X025PU10,0-MA-113190

▣ Features

- › M12 female plug, 5-pin
- › Angled plug connector
- › PUR cable
- › Cable length 10 m
- › Cable exit C (left)
- › With flying lead

---

▼ M12 extension PUR 5-pin, plug connectors at both ends, 10m



**115565** C-M12F05-05X025PU10,0-M12M05-115565

▼ Features

- › M12 female plug, 5-pin (angled) to M12 plug connector (straight)
- › Connectors at both ends
- › PUR cable
- › Cable length 10 m
- › With cable exit A (right)



**115566** C-M12F05-05X025PU10,0-M12M05-115566

▼ Features

- › M12 female plug, 5-pin (angled) to M12 plug connector (straight)
- › Connectors at both ends
- › PUR cable
- › Cable length 10 m
- › With cable exit C (left)

---

▼ Bridging plug M12



**097645** BRUECKEN-STECKER

▼ Features

- › Bridging plug
- › M12 male plug, 4-pin

---

▼ Connection cable with 2 plug connectors M12, 5-pin, 5m



**100180** C-M12F05-05X034PV05,0-M12M05-100180

▼ Features

- › M12 female plug to M12 plug connector, 5-pin
- › Straight female plug and plug connector
- › PVC cable
- › Cable length 5 m



**119932** C-M12F05-05X034PU05,0-M12M05-119932

▼ Features

- › M12 female plug to M12 plug connector, 5-pin
- › Straight female plug and plug connector
- › PUR cable
- › Cable length 5 m

---

▼ Y-distributor M12



**097627** Y-VERTEILER M12

▼ Features

- › Y-distributor M12, 2 x 5-pin, 1 x 8-pin
- › Straight plug connector

---

▼ Y-distributor M12 with connection cable



### **111696** Y-VERTEILER M12 MIT ANSCHLUSSKABEL

#### ▼ Features

- › Y-distributor M12 with connection cable, 2 x 5-pin, 1 x 8-pin
- › Straight plug connector
- › PVC cable
- › Cable length 0.2 m



### **112395** Y-VERTEILER M12 MIT 1M KABEL

#### ▼ Features

- › Y-distributor M12 with connection cable, 2 x 5-pin, 1 x 8-pin
- › Straight plug connector
- › PVC cable
- › Cable length 1 m

#### ▼ Connection cable with plug connector M12, 8-pin, 30m



### **115257** C-M12F08-08X025PU30,0-MA-115257

#### ▼ Features

- › M12 female plug, 8-pin
- › Straight plug connector
- › PUR cable
- › Cable length 30 m
- › With flying lead



### **115116** C-M12F08-08X025PV30,0-MA-115116

#### ▼ Features

- › M12 female plug, 8-pin
- › Straight plug connector
- › PVC cable
- › Cable length 30 m
- › With flying lead

#### ▼ Passive distribution module



### **120861** AC-DP-04-SA-120861

#### ▼ Features

- › Connection of up to 4 CES-AR, CET-AR, CTP-AR and ESL-AR
- › LEDs for the indication of the door position on each port
- › Can be connected in series

#### ▼ Connection cable with angled plug connector M12, 8-pin, 20m



### **120998** C-M12F08-08X025PU20,0-MA-120998

#### ▼ Features

- › M12 female plug, 8-pin
- › Angled plug connector
- › Cable outlet A (right)
- › PUR cable
- › Cable length 20 m
- › With flying lead



**120999** C-M12F08-08X025PU20,0-MA-120999

▼ Features

- › M12 female plug, 8-pin
  - › Angled plug connector
  - › Cable outlet C (left)
  - › PUR cable
  - › Cable length 20 m
  - › With flying lead
- 

▼ Connection cable with straight plug connector M12, 5-pin, 30 m



**122784** C-M12F05-05X034PU30,0-MA-122784

▼ Features

- › M12 female plug, 5-pin
  - › Straight plug connector
  - › PUR cable
  - › Cable length 30 m
  - › With flying lead
- 

▼ Connection cable with straight plug connector M12, 5-pin, 20 m



**113682** C-M12F05-05X034PU20,0-MA-113682

▼ Features

- › M12 female plug, 5-pin
  - › Straight plug connector
  - › PUR cable
  - › Cable length 20 m
  - › With flying lead
- 

▼ Connection cable with straight plug connector M12, 5-pin, 10m



**113640** C-M12F05-05X034PU10,0-MA-113640

▼ Features

- › M12 female plug, 5-pin
  - › Straight plug connector
  - › PUR cable
  - › Cable length 10 m
  - › With flying lead
- 

▼ Connection cable with 2 plug connectors M12, 1m



**123430** C-M12M08-08X025PV01,0-M12F08-123430

▼ Features

- › 8-pin M12 male plug, straight
  - › 8-pin M12 female connector, straight
  - › PVC cable
  - › Cable length 1m
- 

▼ Connection cable with 2 plug connectors M12, 2m

**123431** C-M12M08-08X025PV02,0-M12F08-123431



- ✓ Features
    - › 8-pin M12 male plug, straight
    - › 8-pin M12 female connector, straight
    - › PVC cable
    - › Cable length 2m
- 

- ✓ Connection cable with 2 plug connectors M12, 5m



- 123432** C-M12M08-08X025PV05,0-M12F08-123432
  - ✓ Features
    - › 8-pin M12 male plug, straight
    - › 8-pin M12 female connector, straight
    - › PVC cable
    - › Cable length 5m
- 

- ✓ Connection cable with 2 plug connectors M12, 10m



- 123433** C-M12M08-08X025PV10,0-M12F08-123433
  - ✓ Features
    - › 8-pin M12 male plug, straight
    - › 8-pin M12 female connector, straight
    - › PVC cable
    - › Cable length 10m
- 

## Function expansion

---

- ✓ Cover for read head and actuator CET



- 098808** CET ABDECKUNG RECHTS
  - ✓ Features
    - › Cover for read heads / safety switches CET and actuators CET
    - › For approach direction A
- 



- 098807** CET ABDECKUNG LINKS
  - ✓ Features
    - › Cover for read heads / safety switches CET and actuators CET
    - › For approach direction C
- 

- ✓ Cover for actuator CET



- 124979** AM-C-124979
  - ✓ Features
    - › Cover for actuator CET
    - › Horizontal and vertical fastening option on the actuator
    - › Mounting using 4 screws M5x16 (included with the actuator)
    - › Not suitable in combination with lockout bar for actuator CET
- 

- ✓ Lockout mechanism for CET actuator

**122609** AE-L-CET-122609



- ✓ Features
    - › Prevents unintentional closing of the door
    - › Can be secured with padlocks
    - › Not suitable in combination with cover AM-C for actuator CET
- 

✓ Teach-in adapter for CET 1/3



- 125496** AC-TA-A1-SG-125496
- ✓ Features
    - › Teach-in adapters
    - › Optional accessory for teaching-in a new actuator for safety switch with M12 plug connector.
- 

✓ Extension of the escape release CET



- 127377** AF-E-80-127377
- ✓ Features
    - › Extension of the CET escape release by 30, 50 or 80 mm
- 

## Mounting accessories

---

✓ Mounting plate EMP-L-... for CET read head/switches



- 106695** EMP-L-CET
- ✓ Features
    - › Mounting plate for CET read heads/switches
    - › For hinged or sliding doors
    - › Suitable for aluminum profiles 40 ... 45 mm
    - › Horizontal and vertical mounting
    - › Suitable for CET with escape release
- 

✓ Mounting plate EM-P switch for safety switch CET



- 126399** AM-P-126399
- ✓ Features
    - › Mounting plate for CET read heads/switches
    - › Direct mounting on aluminum profiles of width 30/40/50 mm
    - › Suitable for the mounting plates AM-P-126400 and AM-P-126398
- 

✓ Mounting plate EM-P handle for safety switch CET



- 126398** AM-P-126398
- ✓ Features
    - › Mounting plate with handle (handle included)
    - › For hinged or sliding doors
    - › Horizontal and vertical assembly circuits possible
    - › Suitable for aluminum profiles of width 30/40/50 mm
    - › Suitable for the CET mounting plates AM-P-126399 and AM-P-126400
-

## ▼ Mounting plate EM-P actuator for safety switch CET



### **126400** AM-P-126400

#### ▼ Features

- › Mounting plate for CET actuator
- › Suitable for mounting on aluminum profiles of width 30/40/50 mm
- › Suitable for the mounting plates AM-P-126399 and AM-P-126398

## ▼ Mounting plate EMP-B-... for actuator CET



### **106694** EMP-B-CET

#### ▼ Features

- › Mounting plate for actuator CET for hinged or sliding doors
- › Suitable for aluminum profiles 40 ... 45 mm
- › Horizontal and vertical mounting
- › Made of aluminum

## Instructions


### ▼ Bezpečnostní informace CET (-AR/-AP)

	Doc. no.	Version	Language	Download
Sicherheitsinformation CET (-AR/-AP)	105517	14-01/17		0.7 MB
Información de seguridad CET (-AR/-AP)				
Information de sécurité CET (-AR/-AP)				
Informazioni sulla sicurezza CET (-AR/-AP)				
Safety Information CET (-AR/-AP)				
Bezpečnostní informace CET (-AR/-AP)	105517	14-01/17		0.2 MB
Informação de segurança CET (-AR/-AP)	105517	14-01/17		0.2 MB
Güvenlik bilgisi CET (-AR/-AP)	105517	14-01/17		0.3 MB
安全情報 CET (-AR/-AP)	105517	14-01/17		0.6 MB
Информация о безопасности CET (-AR/-AP)	105517	14-01/17		0.3 MB
安全信息 CET (-AR/-AP)	105517	14-01/17		0.3 MB

### ▼ Návod k použití Bezpečnostní spínač s kódovaným transpondérem a jištěním ochranného krytu CET.-AR-... (Unicode/Multicode)





	Doc. no.	Version	Language	Download
Betriebsanleitung Transpondercodierter Sicherheitsschalter mit Zuhaltung CET.-AR-... (Uni-/Multicode)	2110788	12-07/18		3.3 MB
Mode d'emploi Interrupteur de sécurité à codage par transpondeur avec interverrouillage CET.-AR-... (uni-/multicode)	2110788	12-07/18		3.3 MB
Manual de instrucciones Interruptor de seguridad con codificación por transponder con bloqueo CET.-AR-... (Unicode/Multicode)	2110788	12-07/18		3.3 MB







Návod k použití Bezpečnostní spínač s kódovaným transpondérem a jištěním ochranného krytu CET.-AR... (Unicode/Multicode)	2110788	12-07/18		 3.6 MB
Operating Instructions Transponder-Coded Safety Switch With Guard Locking CET.-AR... (Unicode/Multicode)	2110788	12-07/18		 3.3 MB
Istruzioni di impiego Finecorsa di sicurezza con codifica a transponder con meccanismo di ritenuta CET.-AR... (Unicode/Multicode)	2110788	12-07/18		 3.3 MB
操作指示書トランスポンダー型コード化安全スイッチ CET.-AR... (ユニコード/マルチコード)	2110788	12-07/18		 3.7 MB
Návod na prevádzku Bezpečnostný spínač kódovaný transpondérom s istením CET.-AR... (Uni-/Multicode)	2110788	12-07/18		 3.5 MB
İşletim kılavuzu Kapalı tutmalı CET.-AR... (Uni-/Multicode)	2110788	12-07/18		 3.7 MB
使用说明书应答机编码安全开关 CET.-AR... (特殊/通用编码)	2110788	12-07/18		 3.7 MB
Инструкция по эксплуатации Транспондерный предохранительный выключатель с защитной блокировкой CET.-AR... (Uni-/Multicode)	2110788	12-07/18		 3.8 MB

## Application example





### ▼ Anschluss CET3-AR an Sicherheits-Schaltgerät PNOZ X3.10P

	Doc. no.	Version	Language	Download
Anschluss CET3-AR an Sicherheits-Schaltgerät PNOZ X3.10P	AP000123	05-03/16		 0.2 MB
Connection of CET3-AR to safety relay PNOZ X3.10P	AP000123	05-03/16		 0.2 MB



### ▼ Anschluss CET3-AR an Sicherheits-Schaltgerät PNOZ s5

	Doc. no.	Version	Language	Download
Anschluss CET3-AR an Sicherheits-Schaltgerät PNOZ s5	AP000128	05-03/16		 0.3 MB
Connection of CET3-AR to safety relay PNOZ s5	AP000128	05-03/16		 0.3 MB





### ▼ Anschluss CET3-AR an Sicherheitsrelais ESM-BA..1

	Doc. no.	Version	Language	Download
Anschluss CET3-AR an Sicherheitsrelais ESM-BA..1	AP000148	05-03/16		 0.2 MB
Connection of CET3-AR to Safety Relay ESM-BA..1	AP000148	05-03/16		 0.3 MB





### ▼ Anschluss CET3-AR an Sicherheitsrelais MSR127TP

	Doc. no.	Version	Language	Download
Anschluss CET3-AR an Sicherheitsrelais MSR127TP	AP000135	05-03/16		 0.2 MB
Connection of CET3-AR to Safety Relay MSR127TP	AP000135	05-03/16		 0.2 MB





### ▼ Anschluss CET3-AR an Siemens ET 200S

	Doc. no.	Version	Language	Download
Anschluss CET3-AR an Siemens ET 200S	AP000101	06-03/16		 0.3 MB
Connection of CET3-AR to Siemens ET 200S	AP000101	06-03/16		 0.4 MB





▼ Anschluss CET3-AR in Reihe an Sicherheits-Schaltgerät PNOZ X3.10P

	Doc. no.	Version	Language	Download
Anschluss CET3-AR in Reihe an Sicherheits-Schaltgerät PNOZ X3.10P	AP000151	05-03/16		 0.3 MB
Connection of serial wired CET3-AR to Safety Relay PNOZ X3.10P	AP000151	05-03/16		 0.4 MB





▼ Anschluss CET3-AR in Reihe an Sicherheits-Schaltgerät PNOZ s4.1

	Doc. no.	Version	Language	Download
Anschluss CET3-AR in Reihe an Sicherheits-Schaltgerät PNOZ s4.1	AP000150	05-03/16		 0.3 MB
Connection of serial wired CET3-AR to Safety Relay PNOZ s4.1	AP000150	05-03/16		 0.4 MB





▼ Anschluss CET3-AR in Reihe an Sicherheits-Schaltgerät PNOZ s5

	Doc. no.	Version	Language	Download
Anschluss CET3-AR in Reihe an Sicherheits-Schaltgerät PNOZ s5	AP000152	05-03/16		 0.4 MB
Connection of serial wired CET3-AR to Safety Relay PNOZ s5	AP000152	05-03/16		 0.4 MB

▼ Anschluss CET3-AR in Reihe an Sicherheitsrelais ESM-BA..1







	Doc. no.	Version	Language	Download
Anschluss CET3-AR in Reihe an Sicherheitsrelais ESM-BA..1	AP000149	05-03/16		 0.3 MB
Connection of serial wired CET3-AR to Safety Relay ESM-BA..1	AP000149	05-03/16		 0.4 MB

▼ Anschluss CET3-AR in Reihe an Sicherheitsrelais MSR127TP

	Doc. no.	Version	Language	Download
Anschluss CET3-AR in Reihe an Sicherheitsrelais MSR127TP	AP000140	05-03/16		 0.3 MB
Connection of serial wired CET3-AR to Safety Relay MSR127TP	AP000140	05-03/16		 0.4 MB

## Declaration of conformity

▼ EU-Konformitätserklärung

	Doc. no.	Version	Language	Download
EU-Konformitätserklärung Declaración UE de conformidad Déclaration UE de conformité Dichiarazione di conformità EU declaration of conformity	2110802	10-01/17	    	 0.3 MB

## CAD data

CAD data for this item on TraceParts