

ITEM 079826 HBA-079826

Description	Technical data	Accessories	Downloads
-------------	----------------	-------------	-----------



Features

- › Handwheel 100 pulses, wear-free magnetic detent mechanism
- › 2 pushbuttons 2-stage, 1 NO contact each, e.g. for enabling function
- › Tamper-proof EMERGENCY STOP device according to EN 13850, dual-channel
- › 2 selector switches, 5 positions each (X, Y, Z, 4, 5 and 0, 1, 10, 100, 1000)

Approvals



Mechanical values and environment

Material	Polycarbonate
Weight	
	Net 1,3 kg
Ambient temperature	0 ... 50 °C

Atmospheric humidity (condensation not permissible)	max.80 % rH
Degree of protection IEC529 Acc. to Nema	IP65 [1] 205-12 [2]
Resilience to vibration Vibrations (3 axes) Shock (3 axes)	DIN/IEC 68-2-6 DIN/IEC 68-2-27
Connection	Plug connector [3]
Cable length coiled	3,775 m [4]
	Handwheel
Detent positions per revolution Handwheel	100 [5]

Electrical connection ratings

EMC protection requirements Acc. to CE	EN 61000-6-2, EN 61000-6-4
Connecting cable	23x0.14mm ² [6]
	Handwheel
Type of output Handwheel	RS422
Operating voltage DC Handwheel	5 V DC -5% ... 5%
Switching voltage Pushbuttons Pushbuttons Selector switch	max.DC 50 V [7] max.AC 32 V [8] max.15 V
Switching current Pushbuttons Selector switch	max.100 mA 0,1 ... 20 mA
Utilization category according to EN 60947-5-1 DC-13	24V DC / 3A
Breaking capacity (VA) Selector switch	max.0,2 VA
Pulses per revolution Handwheel	2x100

Controls and indicators

Control/indicator	1
-------------------	---

Version	Emergency stop
Switching element	2 positively driven contacts
Special features	-
Color	Red-yellow
Item	See data sheets
Control/indicator	2
Version	Push button
Switching element	1 NO contact each
Special features	-
Color	Black
Item	See data sheets
Control/indicator	1
Version	Selector switch
Switching element	5-stage, Gray coded, detent angle 22.5°
Special features	-
Color	Black knob with marking
Item	See data sheets
Control/indicator	1
Version	Selector switch
Switching element	5-stage, Gray coded, detent angle 22.5°
Special features	-
Color	Black knob with marking
Item	See data sheets
Control/indicator	1
Version	Handwheel
Switching element	-
Special features	-
Color	Black plastic adjusting wheel
Item	See data sheets

Miscellaneous

Color	
Housing	Gray RAL 7040
For the approval according to UL the following applies	Operation only with UL class 2 power supply, or equivalent measures

[1, 2] On the front

[3] 23-pin, metal version

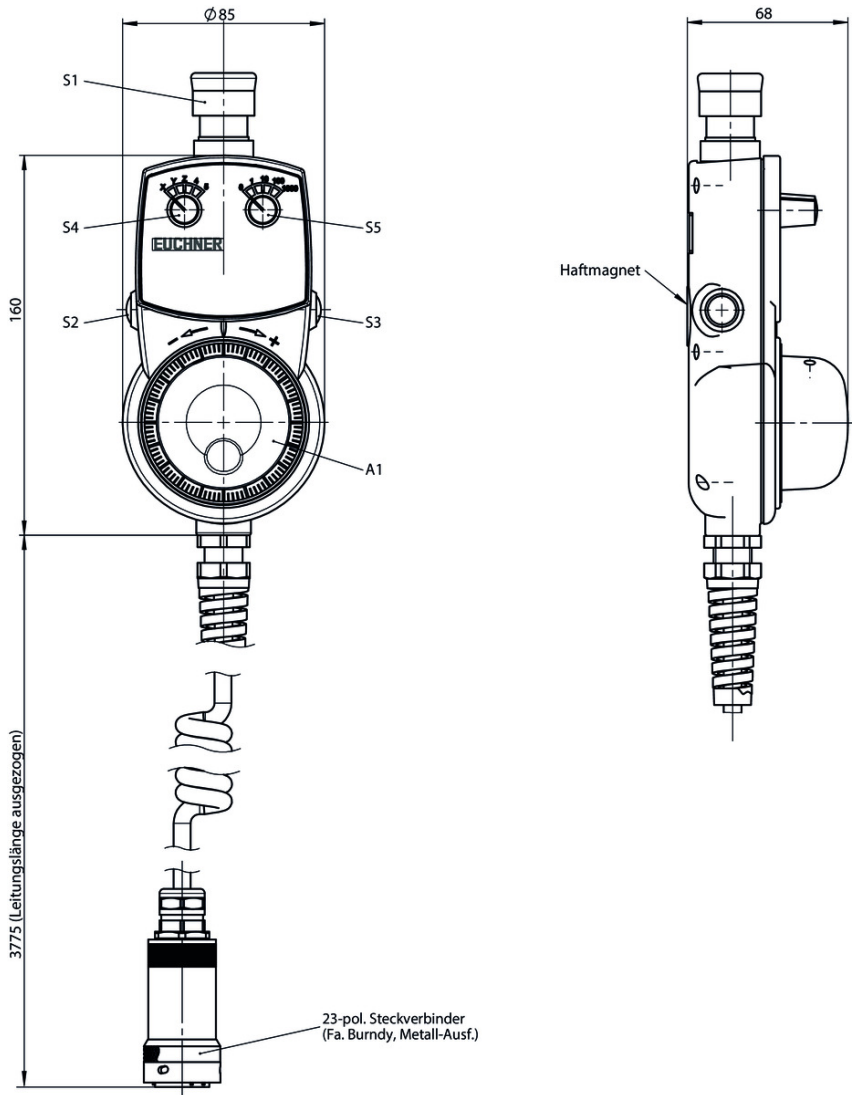
[4] Extended

[5] Magnetic detent mechanism





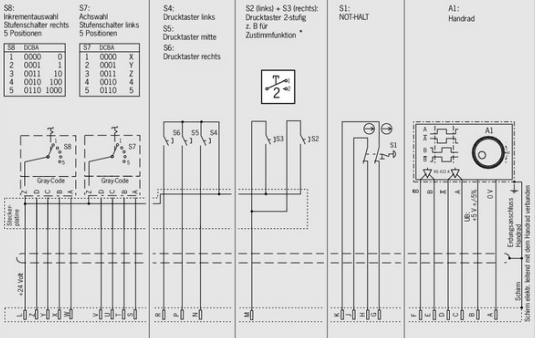
[6] Screened

[7, 8] ohmic load

Dimension drawing



Circuit plan

Ausführung/Artikel	Merkmale					Best. Nr.																												
	2 Stufenschalter je 5 Positionen S7, S8	3 Folien-drucktaster je 1 Schließer S4, S5, S6	2 Drucktaster 2-stufig S2, S3	NOT-HALT-Einrichtung S1	Handrad 100 Impulse A1																													
HBA - 079 828 			•		•	079 828																												
HBA - 079 826 	•		•	•	•	079 826																												
HBA - 072 936 		•	•	•	•	072 936																												
HBA - 079 827 	•	•	•	•	•	079 827																												
Verdrahtungsplan	<p>S8: Niveaustauswahl Stufenschalter rechts 5 Positionen</p> <table border="1"> <thead> <tr> <th>Gray Code</th> <th>0</th> <th>1</th> <th>2</th> <th>3</th> <th>4</th> <th>5</th> </tr> </thead> <tbody> <tr> <td>1</td> <td>0000</td> <td>0001</td> <td>0011</td> <td>0010</td> <td>0010</td> <td>0010</td> </tr> </tbody> </table> <p>S7: Aktivwahl Stufenschalter links 5 Positionen</p> <table border="1"> <thead> <tr> <th>Gray Code</th> <th>0</th> <th>1</th> <th>2</th> <th>3</th> <th>4</th> <th>5</th> </tr> </thead> <tbody> <tr> <td>1</td> <td>0000</td> <td>0001</td> <td>0011</td> <td>0010</td> <td>0010</td> <td>0010</td> </tr> </tbody> </table> <p>S4: Drucktaster links S5: Drucktaster mitte S6: Drucktaster rechts</p> <p>S2 links + S3 rechts: Drucktaster 2-stufig + S1 für Zurückfunktion *</p> <p>S1: NOT-HALT</p> <p>A1: Handrad</p>  <p>* Schaltwegdiagramm siehe Seite 6</p>					Gray Code	0	1	2	3	4	5	1	0000	0001	0011	0010	0010	0010	Gray Code	0	1	2	3	4	5	1	0000	0001	0011	0010	0010	0010	
Gray Code	0	1	2	3	4	5																												
1	0000	0001	0011	0010	0010	0010																												
Gray Code	0	1	2	3	4	5																												
1	0000	0001	0011	0010	0010	0010																												

Mounting accessories

Holder for HBA



072935 HALTER HBA M

Features

- › Plastic holder
- › gray
- › Handwheel can be operated in the holder



109979 HALTER HBA-109979

Features

- › Plastic holder
- › Black
- › Handwheel can be operated in the holder



072828 HALTER HBA072828

Features

- › Plastic holder

› gray



100221 HALTER HBA-100221

▼ Features

- › Plastic holder
- › Black

Function expansion

▼ 23-pin short-circuit plug

083457 23POL/METALLAUSFUEHRUNG-083457

▼ Extension cable 23-core, straight



091466 23POL/5M/METALLAUSFUEHRUNG-091466

▼ Features

- › Extension cable
- › Flange plug connector with socket contacts, 23-pin
- › Plug connector with male contacts, 23-pin
- › Bayonet plug lock
- › PUR cable
- › Cable length 5 m, straight



091467 23POL/10M/METALLAUSFUEHRUNG

▼ Features

- › Extension cable
- › Flange plug connector with socket contacts, 23-pin
- › Plug connector with male contacts, 23-pin
- › Bayonet plug lock
- › PUR cable
- › Cable length 10 m, straight

▼ Flange connector, 23-pin

074384 23POL/METALLAUSFUEHRUNG-074384

Instructions

▼ Návod k použití ručních ovladačů HBA

Doc. no. **Version** **Language** **Download**







Betriebsanleitung Handbediengeräte HBA Mode d'emploi des pupitres portables HBA Istruzioni di impiego dispositivi di comando manuale HBA Operating instructions for hand-held pendant stations HBA	2072850	07-03/18	   	 0.8 MB
Manual de instrucciones de las botoneras HBA	2072850	07-03/18		 0.2 MB
Návod k použití ručních ovladačů HBA	2072850	07-03/18		 0.3 MB
Инструкция по эксплуатации ручных устройств управления HBA	2072850	07-03/18		 0.4 MB

Návod k použití – elektronické ruční kolečko HBA s magnetickou aretací

	Doc. no.	Version	Language	Download
Betriebsanleitung Elektronisches HBA-Handrad mit magnetischer Rastung Mode d'emploi de la manivelle électronique pour pupitre portable HBA avec crantage magnétique Istruzioni di impiego volante elettronico per HBA con autoritenuta magnetica Operating instructions for electronic HBA handwheel with magnetic detent	105823	02-04/09	   	 0.6 MB
Manual de instrucciones del volante HBA electrónico con parada magnética	105823	02-04/09		 0.2 MB
Návod k použití – elektronické ruční kolečko HBA s magnetickou aretací	105823	02-04/09		 0.2 MB
Инструкция по эксплуатации электронного маховичка HBA с магнитной фиксацией	105823	02-04/09		 0.3 MB







Catalogs

Handbediengeräte/Handräder Hand-Held Pendant Stations/Handwheels Pupitres portables/Manivelles

	Doc. no.	Version	Language	Download
Handbediengeräte/Handräder	098619	08-09/17		 3.0 MB
Pupitres portables/Manivelles	111529	08-09/17		 3.0 MB
Hand-Held Pendant Stations/Handwheels	099443	08-09/17		 3.0 MB

Declaration of conformity

EU-Konformitätserklärung

	Doc. no.	Version	Language	Download
EU-Konformitätserklärung Declaración UE de conformidad Déclaration UE de conformité Dichiarazione di conformità EU declaration of conformity	2109732	05-08/16	    	 0.2 MB

CAD data

CAD data for this item on TraceParts