

## ITEM 096692 HBA-096692

Description	Technical data	Accessories	Downloads
-------------	----------------	-------------	-----------



### Features

- › Membrane keypad can be labeled as required using slide-in strips
- › Tamper-proof EMERGENCY STOP device according to EN 13850, dual-channel
- › LEDs white, color customer-specific using colored keypad membrane
- › 2 pushbuttons 2-stage, 1 NO contact each, e.g. for enabling function
- › Coiled cable, expandable to 5 m, 35-pin plug connector

### Notes

- › For template for slide-in strips, see [www.euchner.com](http://www.euchner.com) (Service)

### Approvals



### Mechanical values and environment

Material	Polycarbonate
Weight	Net 1,5 kg
Ambient temperature	0 ... 50 °C
Atmospheric humidity (condensation not permissible)	max.80 % rH
Degree of protection	IEC529 IP65 <sup>[1]</sup> Acc. to Nema 205-12 <sup>[2]</sup>
Resilience to vibration	Vibrations (3 axes) DIN/IEC 68-2-6 Shock (3 axes) DIN/IEC 68-2-27
Connection	Plug connector <sup>[3]</sup>
Cable length	coiled 5,00 m <sup>[4]</sup>

### Electrical connection ratings

Utilization category according to EN 60947-5-1	DC-13	24V DC / 3A
Switching voltage	Pushbuttons	max.DC 50 V <sup>[5]</sup>
	Pushbuttons	max.AC 32 V <sup>[6]</sup>
	Membrane keypad	max.DC 42 V
	Membrane keypad	max.AC 25 V
Switching current	Pushbuttons	max.100 mA
	Membrane keypad	max.100 mA
EMC protection requirements	Acc. to CE	EN 61000-6-2, EN 61000-6-4
Connecting cable		35x0.14
Breaking capacity (VA)	Membrane keypad	max.1 VA
Power supply LED		-10% ... 24V V DC +10% V DC

### Controls and indicators

Control/indicator	1
Version	Emergency stop
Switching element	2 positively driven contacts
Special features	-
Color	Red-yellow
Item	See data sheets
Control/indicator	2
Version	Push button

Switching element	1 NO contact each
Special features	-
Color	-
Item	See data sheets
Control/indicator	14
Version	Membrane keys
Switching element	1 NO contact each
Special features	-
Color	-
Item	See data sheets
Control/indicator	14
Version	LED
Switching element	-
Special features	-
Color	white
Item	See data sheets

### Miscellaneous

Additional feature	
Exchangeable slide-in strips	
Color	
Housing	Gray RAL 7040
For the approval according to UL the following applies	Operation only with UL class 2 power supply, or equivalent measures

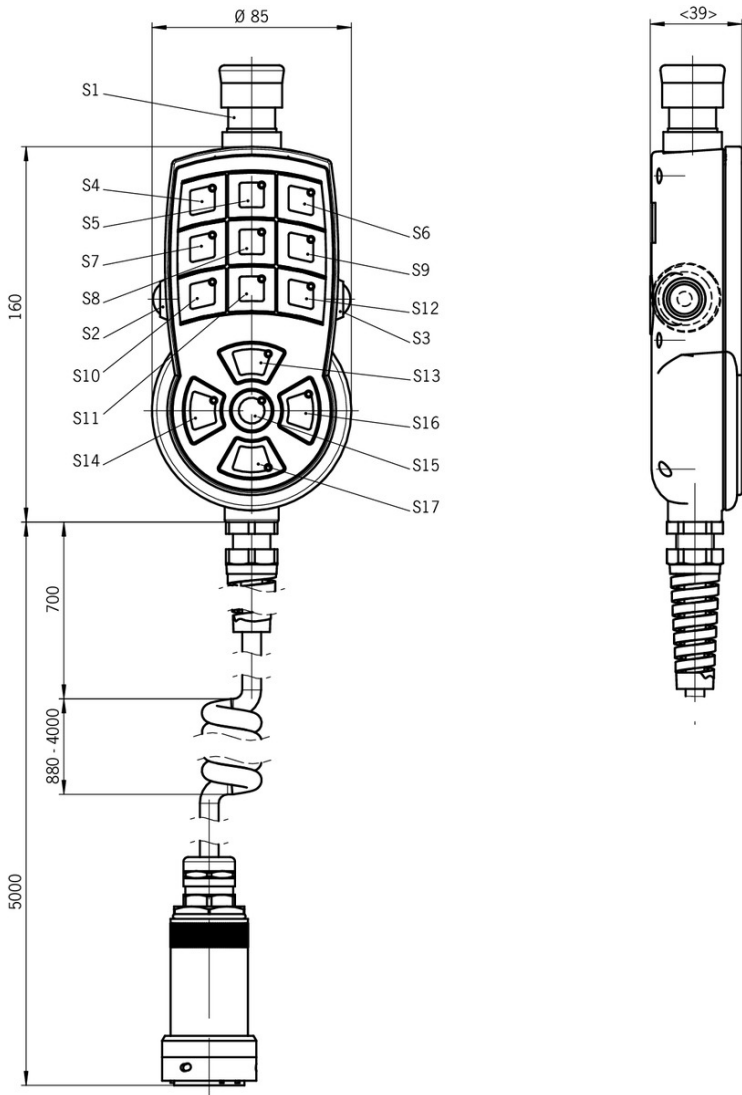
[1, 2] On the front

[3] 35-pin, metal version



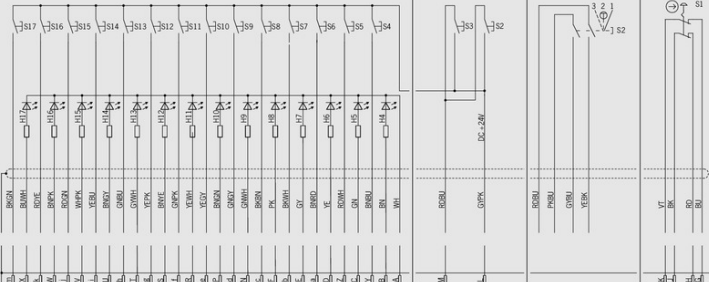
[4] Extended

[5, 6] ohmic load

# Dimension drawing



## Circuit plan

Ausführung/Artikel	Merkmale				Best. Nr.
	Folientastatur S4 - S17	Drucktaster 2-stufig S2, S3	Zustimmtaster ZXE, 3-stufig S2	NOT-HALT- Ein- richtung S1	
 HBA - 096 692	●	●		●	<b>096 692</b>
 HBA - 105 693	●		●	●	<b>105 693</b>
<b>Verdrahtungsplan</b>	<p>S4 - S17: Folientastatur</p> <p>S2 (links) + S3 (rechts): Drucktaster 2-stufig z. B. für Zustimmfunktion *</p> <p>S2: Zustimmtaster * ZXE 3-stufig links</p> <p>S1: NOT-HALT</p> 				

\* Schaltwegdiagramm  
siehe Seite 6

## Mounting accessories

### Holder for HBA



**072828** HALTER HBA072828

#### Features

- › Plastic holder
- › gray



**100221** HALTER HBA-100221

#### Features

- › Plastic holder
- › Black



**072935** HALTER HBA M

#### Features

- › Plastic holder
- › gray
- › Handwheel can be operated in the holder



### **109979** HALTER HBA-109979

#### ▼ Features

- › Plastic holder
- › Black
- › Handwheel can be operated in the holder

## Function expansion

### ▼ Flange connector, 35-pin

**074386** 35POL/METALLAUSFUEHRUNG-074386

### ▼ 35-pin short-circuit plug

**083459** 35POL/METALLAUSFUEHRUNG-083459

### ▼ Extension cable 35-core, straight



**092657** 35POL/15M/METALLAUSFUEHRUNG

#### ▼ Features

- › Extension cable
- › Flange plug connector with socket contacts, 35-pin
- › Plug connector with male contacts, 35-pin
- › Bayonet plug lock
- › PUR cable
- › Cable length 15 m, straight

## Connection material

### ▼ Connection cable for hand-held pendant stations HBA/HBM, straight



**115535** VERLAENGERUNGSLEITUNG 10M/35POL/MET

#### ▼ Features

- › Flange plug connector with socket contacts, 35-pin
- › Plug connector with male contacts, 35-pin
- › Bayonet plug lock
- › PUR cable
- › Cable length 10 m, straight







## Instructions

### ▼ Návod k použití ručních ovladačů HBA

	Doc. no.	Version	Language	Download
Betriebsanleitung Handbediengeräte HBA Mode d'emploi des pupitres portables HBA Istruzioni di impiego dispositivi di comando manuale HBA Operating instructions for hand-held pendant stations HBA	2072850	07-03/18	   	 0.8 MB
Manual de instrucciones de las botoneras HBA	2072850	07-03/18		 0.2 MB
Návod k použití ručních ovladačů HBA	2072850	07-03/18		 0.3 MB
Инструкция по эксплуатации ручных устройств управления HBA	2072850	07-03/18		 0.4 MB







## Catalogs

- Handbediengeräte/Handräder Hand-Held Pendant Stations/Handwheels Pupitres portables/Manivelles

	Doc. no.	Version	Language	Download
Handbediengeräte/Handräder	098619	08-09/17		 3.0 MB
Pupitres portables/Manivelles	111529	08-09/17		 3.0 MB
Hand-Held Pendant Stations/Handwheels	099443	08-09/17		 3.0 MB

## Declaration of conformity

- EU-Konformitätserklärung

	Doc. no.	Version	Language	Download
EU-Konformitätserklärung Declaración UE de conformidad Déclaration UE de conformité Dichiarazione di conformità EU declaration of conformity	2109732	05-08/16	    	 0.2 MB

## CAD data

CAD data for this item on TraceParts