

ITEM 120832 HBM-120832

Description	Technical data	Accessories	Downloads
-------------	----------------	-------------	-----------



Features

- › Handwheel 100 pulses, wear-free magnetic detent mechanism
- › 9 illuminated membrane pushbuttons, 1 NO contact each, can be labeled as required using slid-in strips
- › Tamper-proof EMERGENCY STOP device according to EN 13850, dual-channel
- › 2 selector switches, 6 positions and 5 positions (X, Y, Z, 4, 5, 6 and 0, 1, 10, 100, 1000)
- › 1 enabling switch, 3-stage, 2 NO contacts
- › Coiled cable, expandable to 3.5 m, 42-core, flying lead

Notes

- › For template for slide-in strips, see www.euchner.com (Service)

Approvals



Mechanical values and environment

Material	Pocan
Weight	
	Net 1,5 kg
Ambient temperature	0 ... 50 °C
Atmospheric humidity	
Condensation not permissible	max.80 % rH
Degree of protection	
	IEC529 IP65 [1]
	acc. to NEMA 250 250-12 [2]
Resilience to vibration	
	Vibrations (3 axes) DIN/IEC 68-2-6
	Shock (3 axes) DIN/IEC 68-2-27
Connection	Open end
Cable length	
	coiled 3,5 m [3]
Detent positions per revolution	
	Handwheel 100

Electrical connection ratings

Operating voltage DC	
	Handwheel 5 V DC -5% ... 5%
Utilization category according to EN 60947-5-2	
	DC-13 30V DC / 1A
Switching voltage	
	Enabling switch max.AC/DC 42 V
	Membrane keypad max.AC/DC 42 V
	Selector switch max.15 V
Switching current	
	Enabling switch max.100 mA
	Selector switch 0,1 ... 20 mA
EMC protection requirements	
	Acc. to CE EN 61000-6-2, EN 61000-6-4
Type of output	
	Handwheel RS422
Connecting cable	42x0.14mm ² [4]
Pulses per revolution	
	Handwheel 2x100
Breaking capacity (VA)	
	Enabling switch max.1 VA
	Membrane keypad max.1 VA [5]
	Selector switch max.0,2 VA
Power supply LED	max.24 V DC

Controls and indicators

Control/indicator	1
Version	Emergency stop
Switching element	2 positively driven contacts
Special features	-
Color	Red-yellow
Item	See data sheets
Control/indicator	1
Version	Enabling switches, 3-stage
Switching element	2 NO contacts
Special features	-
Color	-
Item	See data sheets
Control/indicator	9
Version	Membrane key
Switching element	1 NO contact each
Special features	Can be labeled using slide-in strips
Color	-
Item	See data sheets
Control/indicator	1
Version	Selector switch
Switching element	6-stage, Gray coded, detent angle 22.5°
Special features	-
Color	Black knob with marking
Item	See data sheets
Control/indicator	1
Version	Selector switch
Switching element	5-stage, Gray coded, detent angle 22.5°
Special features	-
Color	Black knob with marking
Item	See data sheets
Control/indicator	1
Version	Handwheel
Switching element	-
Special features	-
Color	Black plastic adjusting wheel
Item	See data sheets

Miscellaneous

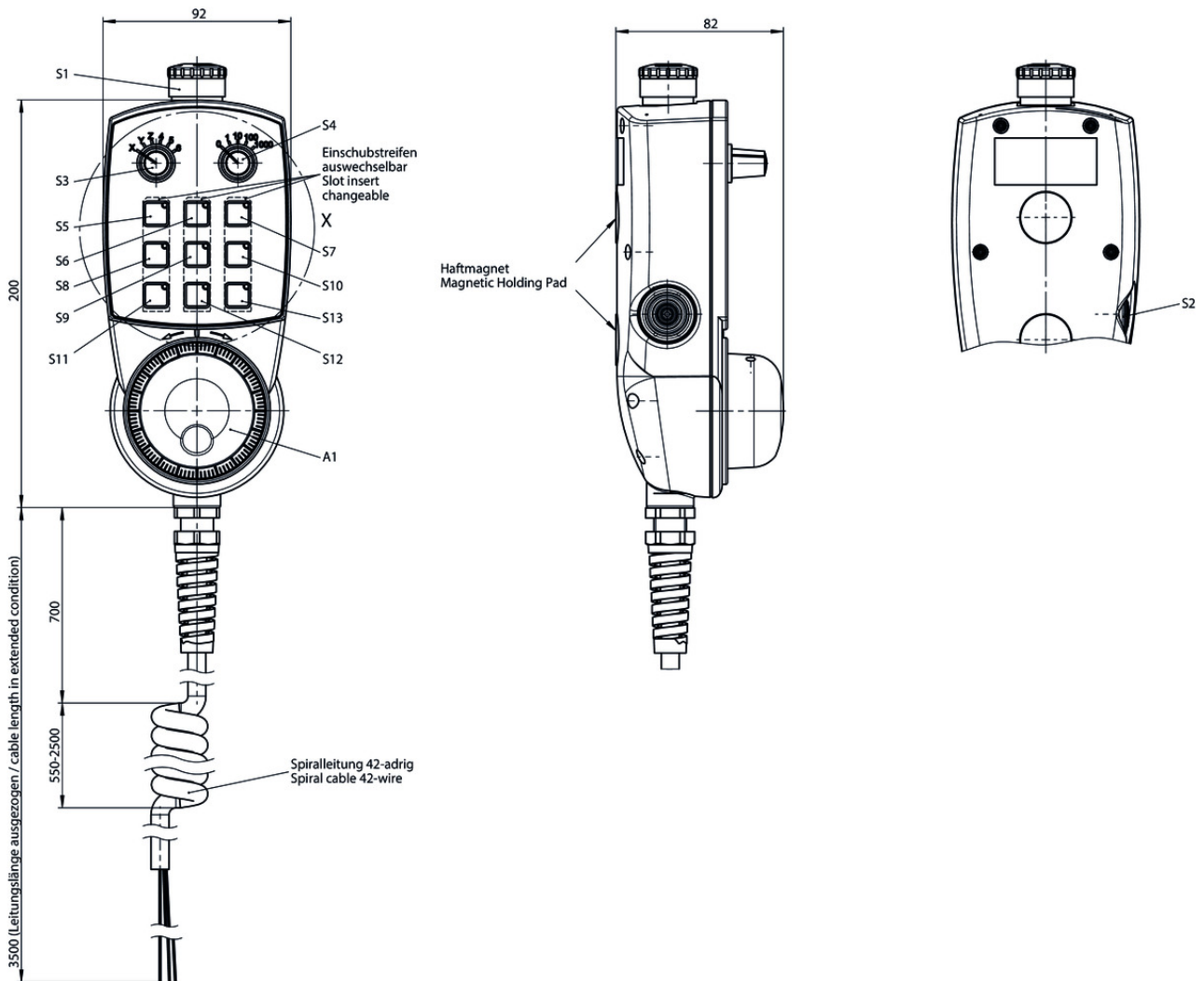
Additional feature	
Exchangeable slide-in strips	[6]
Color	
Housing	Anthracite

For the approval according to UL the following applies

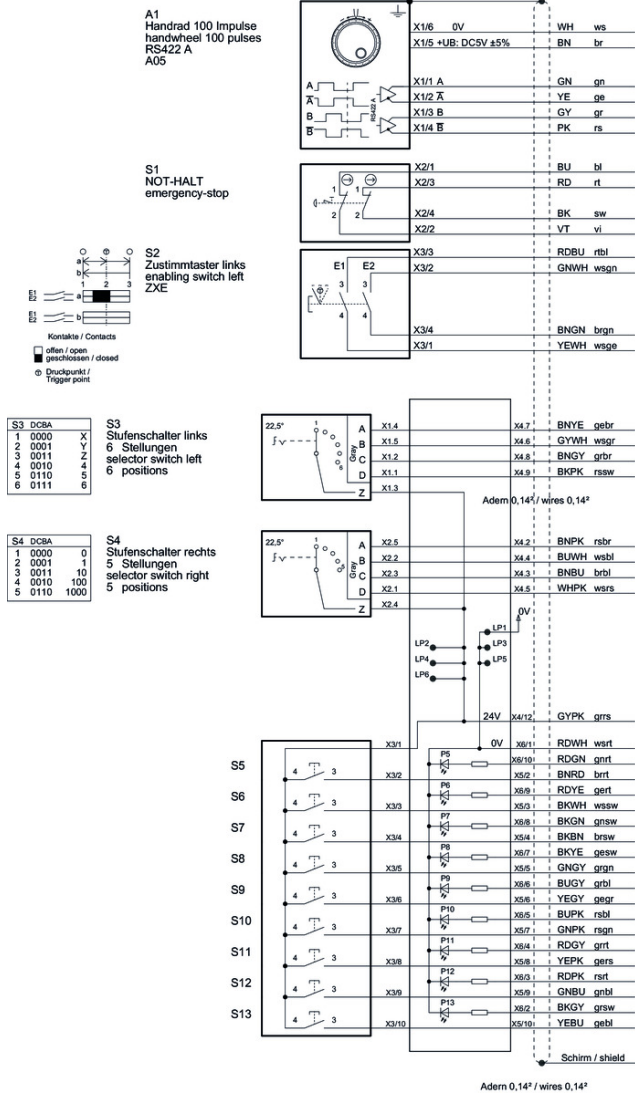
Operation only with UL class 2 power supply, or equivalent measures

- [1, 2] On the front
- [3] Extended
- [4] Screened
- [5] Common connection
- [6] Membrane keypad

Dimension drawing



Wiring diagram



Mounting accessories

Holder for HBM








112335 HALTER HBM 112335

Instructions

Betriebsanleitung Handbediengeräte HBM

Doc. no. Version Language Download







Betriebsanleitung Handbediengeräte HBM Mode d'emploi des pupitres portables HBM Istruzioni di impiego dispositivi di comando manuale HBM Operating instructions for hand-held pendant stations HBM	112272	01-02/11	   	 0.6 MB
---	--------	----------	---	---

Návod k použití – elektronické ruční kolečko HBA s magnetickou aretací






	Doc. no.	Version	Language	Download
Betriebsanleitung Elektronisches HBA-Handrad mit magnetischer Rastung Mode d'emploi de la manivelle électronique pour pupitre portable HBA avec crantage magnétique Istruzioni di impiego volante elettronico per HBA con autoritenuta magnetica Operating instructions for electronic HBA handwheel with magnetic detent	105823	02-04/09	   	 0.6 MB
Manual de instrucciones del volante HBA electrónico con parada magnética	105823	02-04/09		 0.2 MB
Návod k použití – elektronické ruční kolečko HBA s magnetickou aretací	105823	02-04/09		 0.2 MB
Инструкция по эксплуатации электронного маховичка HBA с магнитной фиксацией	105823	02-04/09		 0.3 MB

Declaration of conformity

EU-Konformitätserklärung

	Doc. no.	Version	Language	Download
EU-Konformitätserklärung Declaración UE de conformidad Déclaration UE de conformité Dichiarazione di conformità EU declaration of conformity	2109732	05-08/16	    	 0.2 MB

EU-Konformitätserklärung

	Doc. no.	Version	Language	Download
EU-Konformitätserklärung EU declaration of conformity Declaración UE de conformidad Déclaration UE de conformité Dichiarazione di conformità	2105755	08-03/17	    	 0.2 MB