


ITEM 104303 MGB-L2-ARA-AA1A1-M-104303

| Description | Technical data | Accessories | Downloads |
|-------------|----------------|-------------|-----------|
|-------------|----------------|-------------|-----------|



Features

- › Guard locking with guard lock monitoring
- › Can be connected in series with other AR devices (e.g. CES-AR and CET-AR)
- › With cable entry
- › Unicode

Guard locking type

MGB- The locking arm is kept in locked position by solenoid force and
L2... unlocked by spring force when the solenoid is switched off (open-circuit current principle, electrically locked).

Door hinge

A mechanical door stop is permanently integrated into the evaluation module of the MGB. A marking on the stop makes adjustment easier.

LED indicator

The LED indicator indicates all important system and status information.

Monitoring outputs

- OD** ON when the door is closed
- OT** Bolt tongue inserted in the evaluation module
- OL** Guard locking solenoid in locked position
- OI** Diagnostics; there is a fault

Approvals



Mechanical values and environment

| | |
|--|--|
| Housing material | Reinforced plastic; die-cast zinc nickel-plated, stainless steel |
| Weight | Net 0,75 kg |
| Ambient temperature | At $U_B = 24V DC$ -20 ... 55 °C |
| Degree of protection | IP65 |
| Mechanical life | |
| In case of use as door stop, and 1 Joule impact energy | 1×10^6 $0,1 \times 10^6$ |
| Installation position | Any |
| Switching frequency | 0,25 Hz |
| Connection | Cable entries M20x1.5 |
| Guard locking principle | Open-circuit current principle |
| Locking force F_{Zh} | 2000 N |

Electrical connection ratings

| | |
|--|-------------------------------|
| Utilization category according to EN 60947-5-2 | DC-13 24V 200mA [1] |
| Rated insulation voltage U_i | 30 V |
| Rated impulse withstand voltage U_{imp} | 1,5 kV |
| Degree of contamination (external, according to EN 60947-1) | 3 |
| Connection cross-section | |
| (Rigid/flexible) | 0,13 ... 1,5 mm ² |
| (Rigid/flexible) with cable end sleeve according to DIN 46 228/1 | 0,25 ... 1,5 mm ² |
| (Rigid/flexible) with cable end sleeve with collar according to DIN 46 228/1 | 0,25 ... 0,75 mm ² |
| Safety class | III |

| | | |
|---|-----------------|---|
| Discrepancy time | | |
| Between FO1A and FO1B | | max.10 ms |
| Risk time according to EN 60947-5-3 | | max.350 ms |
| Transponder coding | | Unicode |
| | | Power supply U_B |
| Operating voltage DC | U _B | 24 V DC -15% ... 10% [2] |
| Current consumption | I _{UB} | max.80 mA [3] |
| | | Power supply U_A |
| Operating voltage DC | U _A | 24 V DC -15% ... 10% [4] |
| Current consumption | I _{UA} | max.375 mA [5] |
| | | Safety outputs FO1A, FO1B |
| Test pulses | | max.1 ms |
| Test-pulse interval | | min.100 ms |
| Type of output | | Semiconductor outputs, p-switching, short circuit-proof |
| Output voltage | | |
| U _{FO1A} /U _{FO1B} HIGH | | U _B -2V ... U _B V DC [6] |
| U _{FO1A} /U _{FO1B} LOW | | 0 ... 1 V DC |
| Output current | | |
| Per safety output FO1A / FO1B | | 1 ... 200 mA |
| | | Monitoring outputs OD, OT, OL, OI |
| Type of output | | Semiconductor outputs, p-switching, short circuit-proof |
| Output voltage | | U _A -2V ... U _A V DC [7] |
| Output current | | max.50 mA |
| | | Solenoid control input IMP1, IMP2, IMM |
| Test pulses | | max.5 ms |
| Test-pulse interval | | min.100 ms |

Controls and indicators

| | |
|--------------------|----|
| Assignment diagram | L0 |
|--------------------|----|

Miscellaneous

| | |
|------------------------|--------|
| Product version number | V3.0.3 |
|------------------------|--------|

Reliability values acc. to EN ISO 13849-1

| | |
|-------------------|--|
| | Monitoring of guard locking and the safety guard position |
| Category | 4 |
| Performance Level | PL e |

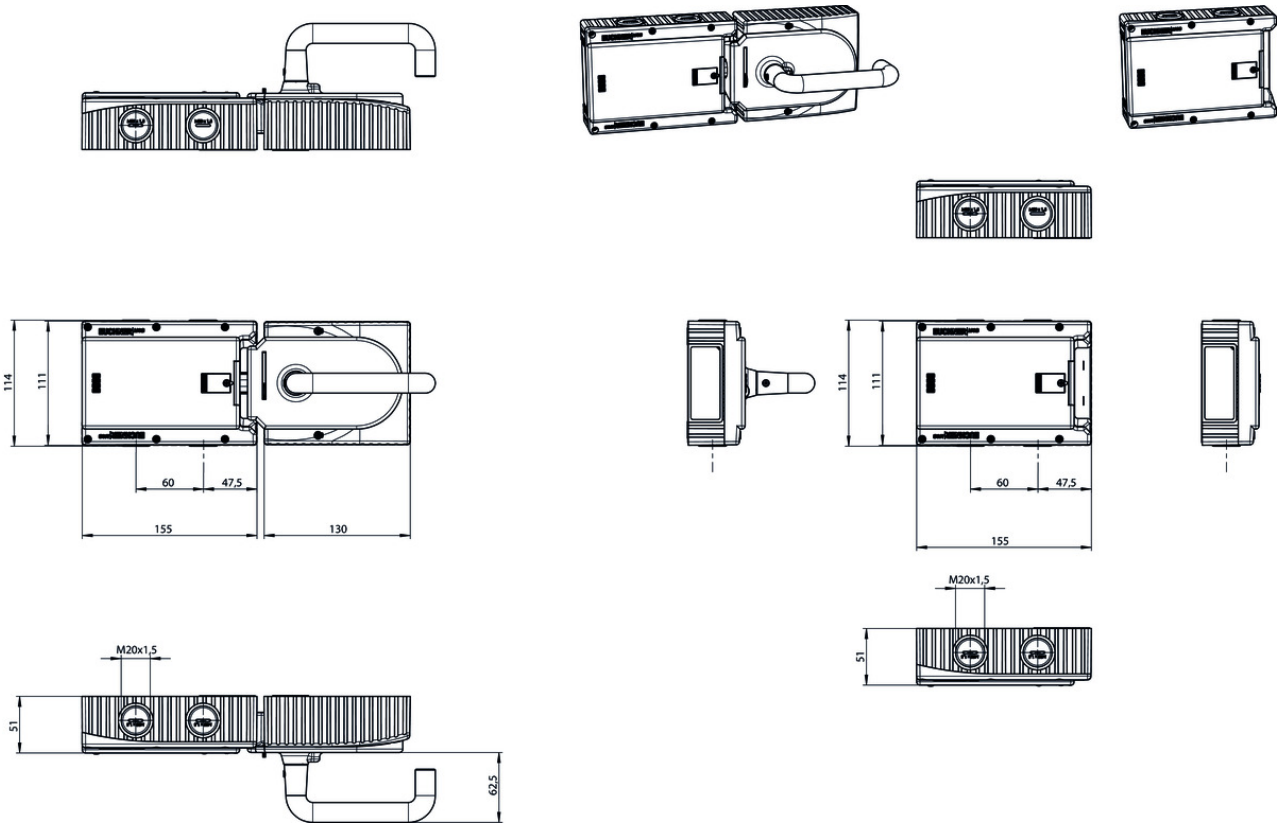
PFH_D 3.7×10^{-9}

Mission time

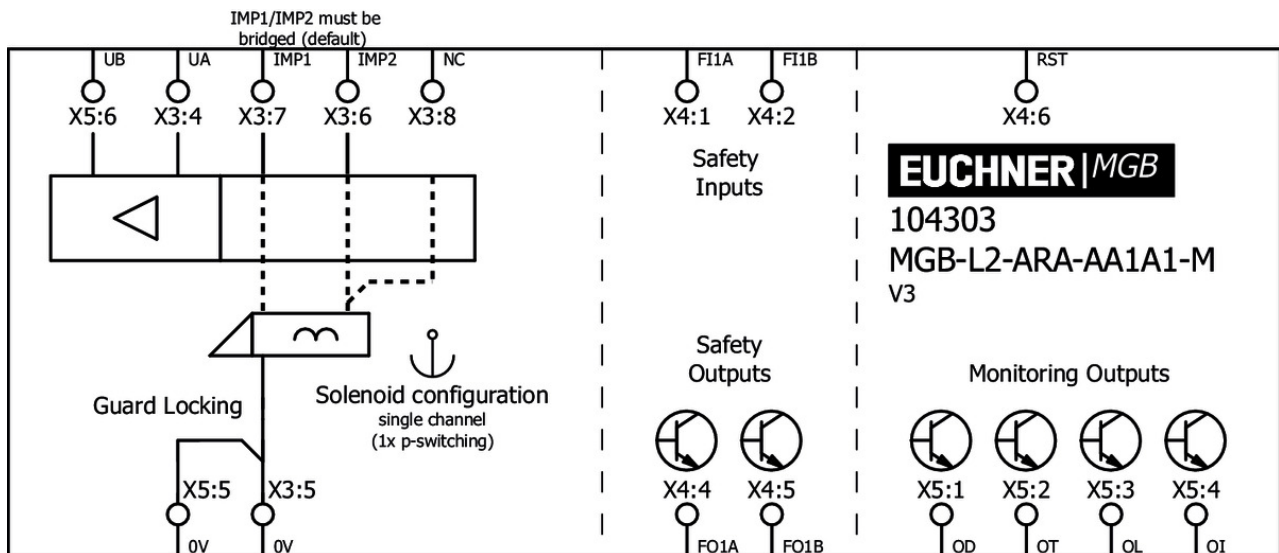
20 y

- [1] Caution: outputs must be protected with a free-wheeling diode in case of inductive loads.
- [2, 4] (Reverse polarity protected, regulated, residual ripple <5%, PELV)
- [3] (no load on outputs)
- [5] (With energized guard locking solenoid and unloaded outputs OD, OT, OL, OI, +20 °C, 24V)
- [6, 7] Value at a switching current of 50mA without taking into account the cable lengths

Dimension drawing



Cable entry



Connection material

- ✓ Built-in connector RC18

120403 MGB-A-PLUGCONNECTOR-RC18-120403

- ✓ Features

- › For all MGB with cable entry

- ✓ Cable glands M20x1.5



086233 EKPM20/06 086233

Mounting accessories

- ✓ Mounting plate for evaluation modules MGB-L.-AR.-... and MGB-L.-AP.-...



109490 MGB-A-MOUNTINGPLATE-L-109490

- ✓ Features

- › Easy and quick mounting (only two screws required)
- › Quick module replacement
- › Steel, powder-coated
- › Suitable for doors hinged on the right or left

Function expansion

- ✓ Emergency unlocking for safety system MGB



112989 MGB-A-EMERGENCYRELEASE-112989

- ✓ Features

- › Quick emergency unlocking
- › sealable

Miscellaneous accessories

▼ Lens set labeled



126158 AY-SET-LNS-SY03-126158



125359 AY-SET-LNS-SY02-125359



120377 AY-SET-LNS-SY01-120377

▼ Lens set 6 colors



120378 AY-SET-LNS-0002-120378

▼ Lens set 5 colors



120344 AY-SET-LNS-0001-120344

Instructions

















▼ Návod k použití - bezpečnostní systémy MGB-L1...AR.-... / MGB-L2...AR.-... a MGB-L1...AP.-... / MGB-L2...AP.-... od V3.0.0

| | Doc. no. | Version | Language | Download |
|--|----------|----------|----------|----------|
| Betriebsanleitung MGB-L1...AR.-... / MGB-L2...AR.-... und MGB-L1...AP.-... / MGB-L2...AP.-... ab V3.0.0 | 2119167 | 04-05/18 | | 3.7 MB |
| Mode d'emploi MGB-L1...AR.-... / MGB-L2...AR.-... et MGB-L1...AP.-... / MGB-L2...AP.-... à partir de V3.0.0 | 2119167 | 04-05/18 | | 3.7 MB |
| Manual de instrucciones MGB-L1...AR.-... / MGB-L2...AR.-... y MGB-L1...AP.-... / MGB-L2...AP.-... V3.0.0 o superior | 2119167 | 04-05/18 | | 3.7 MB |
| Návod k použití - bezpečnostní systémy MGB-L1...AR.-... / MGB-L2...AR.-... a MGB-L1...AP.-... / MGB-L2...AP.-... od V3.0.0 | 2119167 | 04-05/18 | | 4.0 MB |
| Operating Instructions MGB-L1...AR.-... / MGB-L2...AR.-... and MGB-L1...AP.-... / MGB-L2...AP.-... from V3.0.0 | 2119167 | 04-05/18 | | 3.7 MB |

| | | | | |
|---|---------|----------|--|--------|
| Istruzioni di impiego MGB-L1...AR.-... / MGB-L2...AR.-... und MGB-L1...AP.-... / MGB-L2...AP.-... da V3.0.0 | 2119167 | 04-05/18 | | 3.7 MB |
| Handleiding MGB-L1...AR.-... / MGB-L2...AR.-... en MGB-L1...AP.-... / MGB-L2...AP.-... vanaf V3.0.0 | 2119167 | 04-05/18 | | 3.7 MB |
| Instrukcja obsługi MGB-L1...AR.-... / MGB-L2...AR.-... i MGB-L1...AP.-... / MGB-L2...AP.-... od V3.0.0 | 2119167 | 04-05/18 | | 4.0 MB |
| Manual de instruções MGB-L1...AR.-... / MGB-L2...AR.-... e MGB-L1...AP.-... / MGB-L2...AP.-... a partir de V3.0.0 | 2119167 | 04-05/18 | | 3.7 MB |
| Инструкция по эксплуатации MGB-L1...AR.-... / MGB-L2...AR.-... и MGB-L1...AP.-... / MGB-L2...AP.-... с V3.0.0 | 2119167 | 04-05/18 | | 4.2 MB |
| Návod na prevádzku Bezpečnostné systémy MGB-L1...AR.-... / MGB-L2...AR.-... a MGB-L1...AP.-... / MGB-L2...AP.-... od V3.0.0 | 2119167 | 04-05/18 | | 4.0 MB |
| Instruktionsbok MGB-L1...AR.-... / MGB-L2...AR.-... och MGB-L1...AP.-... / MGB-L2...AP.-... fr. V3.0.0 | 2119167 | 04-05/18 | | 3.7 MB |
| İşletim kılavuzu MGB-L1...AR.-... / MGB-L2...AR.-... ve MGB-L1...AP.-... / MGB-L2...AP.-... itibaren V3.0.0 | 2119167 | 04-05/18 | | 4.1 MB |
| 操作指示書 安全システム MGB-L1...AR.-... / MGB-L2...AR.-... および MGB-L1...AP.-... / MGB-L2...AP.-... V3.0.0以降 | 2119167 | 04-05/18 | | 4.1 MB |
| 使用说明书 安全系统 MGB-L1...AR.-... / MGB-L2...AR.-... 和 MGB-L1...AP.-... / MGB-L2...AP.-... V3.0.0 以上 | 2119167 | 04-05/18 | | 4.1 MB |







Sicherheitsinformation (Teil der Betriebsanleitung Sicherheitssystem MGB-AR/MGB-AP) ab V3.0.0

| | Doc. no. | Version | Language | Download |
|---|----------|----------|----------------------|----------|
| Sicherheitsinformation (Teil der Betriebsanleitung Sicherheitssystem MGB-AR/MGB-AP) ab V3.0.0 Información de seguridad (parte del manual de instrucciones Sistema de seguridad MGB-AR/MGB-AP) V3.0.0 o superior Information de sécurité (partie du mode d'emploi Système de sécurité MGB-AR/MGB-AP) à partir de V3.0.0 Informazioni sulla sicurezza (Parte delle istruzioni di impiego Sistema di sicurezza MGB-AR/MGB-AP) da V3.0.0 Säkerhetsinformation (Del av instruktionsboken Säkerhetssystem MGB-AR/MGB-AP) från V3.0.0 Safety Information (Part of the Operating Instructions Safety System MGB-AR/MGB-AP) from V3.0.0 | 123151 | 01-02/15 | | 0.6 MB |
| Veiligheidsinformatie (Deel van de handleiding Beveiligingssysteem MGB-AR/MGB-AP) vanaf V3.0.0 | 123151 | 01-02/15 | | 0.2 MB |

| | | | | |
|---|--------|----------|---|--|
| Informação de segurança (Parte do manual de instruções Sistema de segurança MGB-AR/MGB-AP) a partir de V3.0.0 | 123151 | 01-02/15 |  |  0.2 MB |
| Bezpečnostní informace (součást návodu k použití „Bezpečnostní systém MGB-AR/MGB-AP“) od V3.0.0 | 123151 | 01-02/15 |  |  0.2 MB |
| Informacje o bezpieczeństwie (Część instrukcji obsługi System bezpieczeństwa MGB-AR/MGB-AP) od V3.0.0 | 123151 | 01-02/15 |  |  0.2 MB |
| Информация о безопасности (часть инструкции по эксплуатации Предохранительная система MGB-AR/MGB-AP) с V3.0.0 | 123151 | 01-02/15 |  |  0.3 MB |
| Bezpečnostná informácia (časť návodu na prevádzku Bezpečnostný systém MGB-AR/MGB-AP) od V3.0.0 | 123151 | 01-02/15 |  |  0.2 MB |
| Güvenlik bilgisi (İşletim kılavuzunun parçası emniyet sistemi MGB-AR/MGB-AP) V3.0.0 ve üstü | 123151 | 01-02/15 |  |  0.3 MB |
| 安全信息 (安全系统 MGB-AR/MGB-AP使用说明书的组成部分) V3.0.0以上 | 123151 | 01-02/15 |  |  0.3 MB |
| 安全情報 MGB-AR/MGB-AP | 123151 | 01-02/15 |  |  0.6 MB |

Declaration of conformity

EU-Konformitätserklärung

| | Doc. no. | Version | Language | Download |
|--|----------|----------|---|--|
| EU-Konformitätserklärung Declaración UE de conformidad Déclaration UE de conformité Dichiarazione di conformità EU declaration of conformity | 2123150 | 08-01/17 |      |  0.3 MB |

CAD data

CAD data for this item on TraceParts