


## ITEM 156861 MGB-L1HC-ARA-L-156861

Description	Technical data	Accessories	Downloads
-------------	----------------	-------------	-----------



### Features

- › Guard locking with guard lock monitoring
- › Can be connected in series with other AR devices (e.g. CES-AR and CET-AR)
- › With control module MGB-C
- › Emergency stop according to ISO 13850
- › 5 pushbuttons (illuminated)
- › Incl. adhesive labels
- › With plug connector RC26
- › Unicode

### Guard locking type

**MGB-** The locking arm is held in the locked position by spring force and is  
**L1...** unlocked by solenoid force (closed-circuit current principle, mechanically locked).

### Door hinge

A mechanical door stop is permanently integrated into the evaluation module of the MGB. A marking on the stop makes adjustment easier.

## LED indicator

The LED indicator indicates all important system and status information.

---

## Monitoring outputs

- OD** ON when the door is closed
  - OT** Bolt tongue inserted in the evaluation module
  - OL** Guard locking solenoid in locked position
  - OI** Diagnostics; there is a fault
- 

## Emergency stop device

- S1** 2 positively driven NC contacts, emergency stop with turn-to-reset, not illuminated
- 

## Pushbutton


- S10** 1 NO contact, illuminated
  - S11** 1 NO contact, illuminated
  - S12** 1 NO contact, illuminated
  - S14** 1 NO contact, illuminated
  - S15** 1 NO contact, illuminated
- 

## Adhesive labels


Devices with adhesive labels have pre-formed recesses. The adhesive labels enclosed (standard size 12.5 x 27 mm) can be affixed in these recesses.

## Components included in the set

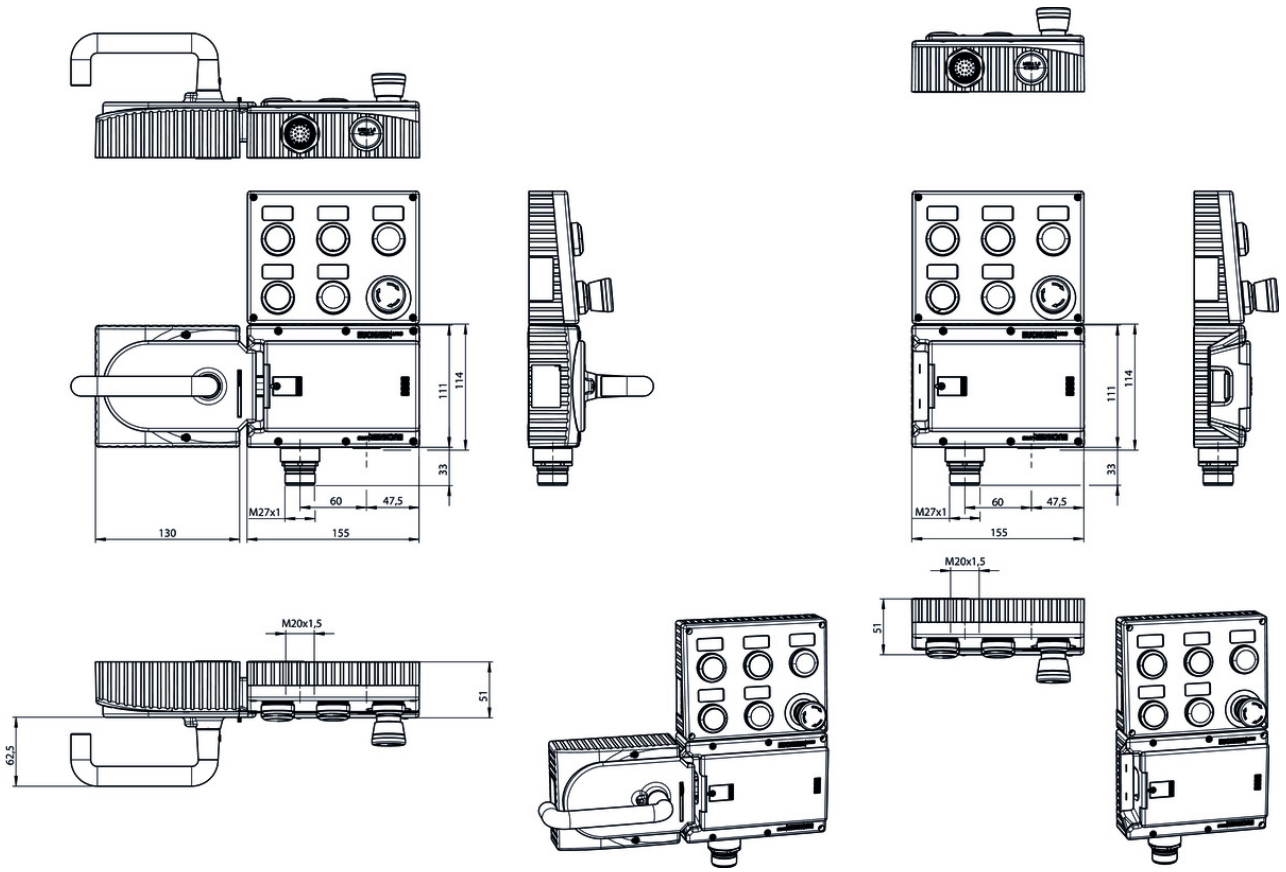


- 156859 Locking module MGB-L1C-ARA-L-156859
  -  Features
- 

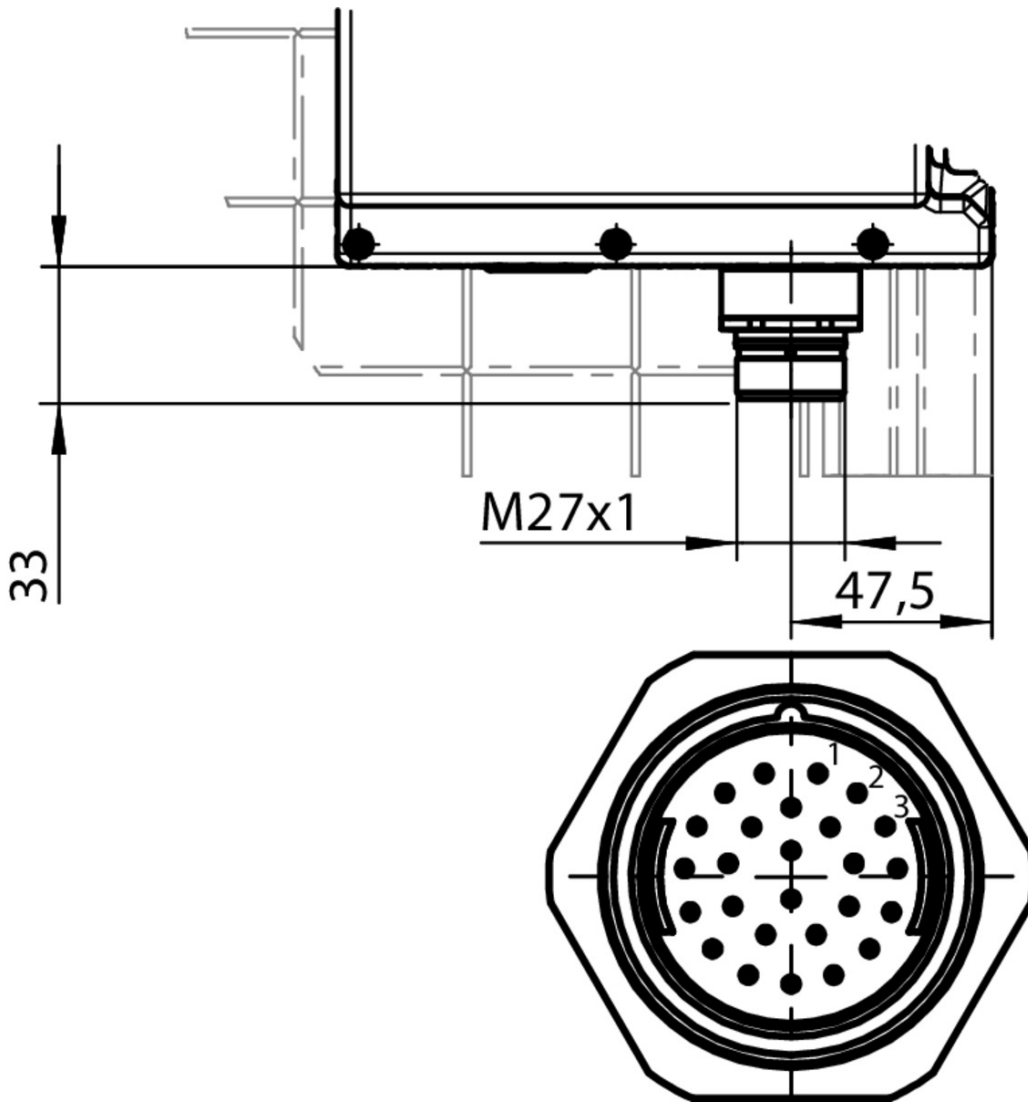


- 106619 Handle module MGB-H-AA1A1-L-106619
  -  Features
-

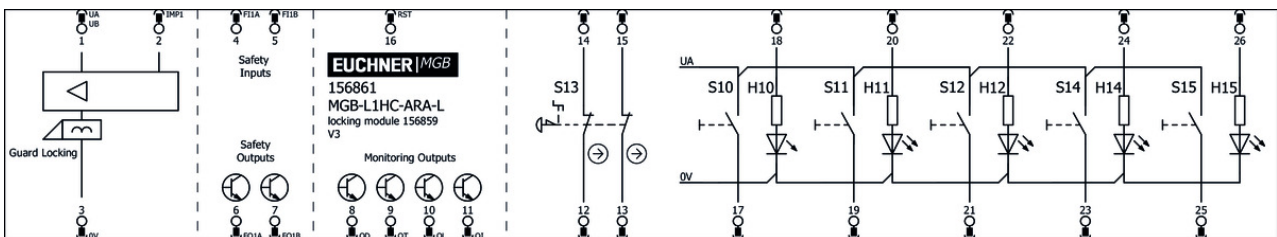
# Dimension drawing



## Dimension drawing



## Plug connector RC26



## Spare parts

- ✓ Locking module MGB-L1-ARA..., (guard locking by spring force) with 5 push buttons, emergency stop, incl. label carrier, RC26



**156859** MGB-L1C-ARA-L-156859

### ✓ Features

- › Guard locking with guard lock monitoring
- › Can be connected in series with other AR devices (e.g. CES-AR and CET-AR)

- › With control module MGB-C
  - › Emergency stop according to ISO 13850
  - › 5 pushbuttons (illuminated)
  - › Incl. adhesive labels
  - › With plug connector RC26
  - › Unicode
- 

#### ▼ Handle module MGB-H...



**106619** MGB-H-AA1A1-L-106619

##### ▼ Features

- › Intelligent bolt tongue
  - › Lockout bar
  - › Door handle
- 

### Function expansion

---

#### ▼ Door handle for MGB-H...



**110277** MGB-A-DOORHANDLE-S1-110277

##### ▼ Features

- › Aluminum silver anodized
  - › For mounting on all MGB handle modules MGB-H up to V2.0.0
- 



**123926** MGB-A-DOORHANDLE-S2-123926

##### ▼ Features

- › Aluminum silver anodized
  - › For mounting on all MGB handle modules MGB-H from V3.0.0
- 

#### ▼ Door knob for MGB-H...



**111460** MGB-A-DOORKNOB-S1-111460

##### ▼ Features

- › Aluminum, silver anodized
  - › For mounting on all MGB handle modules MGB-H... up to V2.0.0
  - › e.g. on sliding doors
- 



**124030** MGB-A-DOORKNOB-S2-124030

##### ▼ Features

- › Aluminum, silver anodized
  - › For mounting on all MGB handle modules MGB-H... from V3.0.0
  - › e.g. on sliding doors
- 

#### ▼ Escape release MGB-E-A...



**100465** MGB-E-A-100465

##### ▼ Features

- › Escape release from the danger zone
- › Door handle signal red
- › Extended actuation axis for thicker doors (available optionally)

---

▼ Emergency unlocking for safety system MGB



**112989** MGB-A-EMERGENCYRELEASE-112989

▼ Features

- › Quick emergency unlocking
  - › sealable
- 

## Connection material

---

▼ Connection cable with plug connector RC26, 26-pin, 5m



**111998** C-M27F26-PU05,0-MA-111998

▼ Features

- › M27 female plug (RC26), 26-pin
  - › Straight plug connector
  - › TPE-U cable
  - › Cable length 5 m
  - › With flying lead
  - › Cores numbered, black
- 

▼ Connection cable with plug connector RC26, 26-pin, 1.1m



**114976** C-M27F26-PU01,1-MA-114976

▼ Features

- › M27 female plug (RC26), 26-pin
  - › Straight plug connector
  - › TPE-U cable
  - › Cable length 1.1 m
  - › With flying lead
  - › Cores numbered, black
- 

▼ Connection cable with plug connector RC26, 26-pin, 2m



**111997** C-M27F26-PU02,0-MA-111997

▼ Features

- › M27 female plug (RC26), 26-pin
  - › Straight plug connector
  - › TPE-U cable
  - › Cable length 2 m
  - › With flying lead
  - › Cores numbered, black
- 

▼ Connection cable with plug connector RC26, 26-pin, 20m



**112912** C-M27F26-PU20,0-MA-112912

▼ Features

- › M27 female plug (RC26), 26-pin
- › Straight plug connector
- › TPE-U cable
- › Cable length 20 m

- › With flying lead
  - › Cores numbered, black
- 

- ▼ Connection cable with plug connector RC26, 26-pin, 10m



**111999** C-M27F26-PU10,0-MA-111999

▼ Features

- › M27 female plug (RC26), 26-pin
  - › Straight plug connector
  - › TPE-U cable
  - › Cable length 10 m
  - › With flying lead
  - › Cores numbered, black
- 

- ▼ Connection cable with plug connector RC26, 26-pin, 35m



**123829** C-M27F26-PU35,0-MA-123829

▼ Features

- › M27 female plug (RC26), 26-pin
  - › Straight plug connector
  - › TPE-U cable
  - › Cable length 35 m
  - › With flying lead
  - › Cores numbered, black
- 

- ▼ Connection cable with plug connector RC26, 26-pin, 50m



**123877** C-M27F26-PU50,0-MA-123877

▼ Features

- › M27 female plug (RC26), 26-pin
  - › Straight plug connector
  - › TPE-U cable
  - › Cable length 50 m
  - › With flying lead
  - › Cores numbered, black
- 

## Miscellaneous accessories

---

- ▼ Lens set labeled



**120377** AY-SET-LNS-SY01-120377



**125359** AY-SET-LNS-SY02-125359



**126158** AY-SET-LNS-SY03-126158

- ▼ Lens set 6 colors



**120378** AY-SET-LNS-0002-120378

---

▼ Lens set 5 colors



**120344** AY-SET-LNS-0001-120344

---

▼ Adhesive labels

**114529** MGB-A-PLATESET-NN01-114529

▼ Features

- › Adhesive labels suitable for MGB evaluation modules, bus modules and control modules
  - › silver, blank
  - › Packaging unit = 10 pcs.
- 

▼ Lens set, three colors



**158307** AY-SET-LNS-SY04-158307

---

## Mounting accessories

---

▼ Mounting plate for all MGB handle modules



**109491** MGB-A-MOUNTINGPLATE-H-109491

▼ Features

- › Easy and quick mounting (only two screws required)
  - › Quick module replacement
  - › Steel, powder-coated
  - › Suitable for doors hinged on the right or left
- 

▼ Mounting plate for evaluation module-control module combination



**110072** MGB-A-MOUNTINGPLATE-LC-110072

▼ Features

- › Easy and quick mounting (only two screws required)
  - › Quick module replacement
  - › Steel, powder-coated
  - › Suitable for doors hinged on the right or left
- 





















## Instructions

- ▼ Návod k použití – bezpečnostní systémy MGB-L1...AR.-... / MGB-L2...AR.-... a MGB-L1...AP.-... / MGB-L2...AP.-... od V3.0.0

	Doc. no.	Version	Language	Download
Betriebsanleitung MGB-L1...AR.-... / MGB-L2...AR.-... und MGB-L1...AP.-... / MGB-L2...AP.-... ab V3.0.0	2119167	04-05/18		 3.7 MB
Mode d'emploi MGB-L1...AR.-... / MGB-L2...AR.-... et MGB-L1...AP.-... / MGB-L2...AP.-... à partir de V3.0.0	2119167	04-05/18		 3.7 MB
Manual de instrucciones MGB-L1...AR.-... / MGB-L2...AR.-... y MGB-L1...AP.-... / MGB-L2...AP.-... V3.0.0 o superior	2119167	04-05/18		 3.7 MB
Návod k použití – bezpečnostní systémy MGB-L1...AR.-... / MGB-L2...AR.-... a MGB-L1...AP.-... / MGB-L2...AP.-... od V3.0.0	2119167	04-05/18		 4.0 MB
Operating Instructions MGB-L1...AR.-... / MGB-L2...AR.-... and MGB-L1...AP.-... / MGB-L2...AP.-... from V3.0.0	2119167	04-05/18		 3.7 MB
Istruzioni di impiego MGB-L1...AR.-... / MGB-L2...AR.-... und MGB-L1...AP.-... / MGB-L2...AP.-... da V3.0.0	2119167	04-05/18		 3.7 MB
Handleiding MGB-L1...AR.-... / MGB-L2...AR.-... en MGB-L1...AP.-... / MGB-L2...AP.-... vanaf V3.0.0	2119167	04-05/18		 3.7 MB
Instrukcja obsługi MGB-L1...AR.-... / MGB-L2...AR.-... i MGB-L1...AP.-... / MGB-L2...AP.-... od V3.0.0	2119167	04-05/18		 4.0 MB
Manual de instruções MGB-L1...AR.-... / MGB-L2...AR.-... e MGB-L1...AP.-... / MGB-L2...AP.-... a partir de V3.0.0	2119167	04-05/18		 3.7 MB
Инструкция по эксплуатации MGB-L1...AR.-... / MGB-L2...AR.-... и MGB-L1...AP.-... / MGB-L2...AP.-... с V3.0.0	2119167	04-05/18		 4.2 MB
Návod na prevádzku Bezpečnostné systémy MGB-L1...AR.-... / MGB-L2...AR.-... a MGB-L1...AP.-... / MGB-L2...AP.-... od V3.0.0	2119167	04-05/18		 4.0 MB
Instruktionsbok MGB-L1...AR.-... / MGB-L2...AR.-... och MGB-L1...AP.-... / MGB-L2...AP.-... fr. V3.0.0	2119167	04-05/18		 3.7 MB
İşletim kılavuzu MGB-L1...AR.-... / MGB-L2...AR.-... ve MGB-L1...AP.-... / MGB-L2...AP.-... itibaren V3.0.0	2119167	04-05/18		 4.1 MB
操作指示書 安全システム MGB-L1...AR.-... / MGB-L2...AR.-... および MGB-L1...AP.-... / MGB-L2...AP.-... V3.0.0以降	2119167	04-05/18		 4.1 MB
使用说明书 安全系统 MGB-L1...AR.-... / MGB-L2...AR.-... 和 MGB-L1...AP.-... / MGB-L2...AP.-... V3.0.0 以上	2119167	04-05/18		 4.1 MB



 Sicherheitsinformation (Teil der Betriebsanleitung Sicherheitssystem MGB-AR/MGB-AP) ab V3.0.0

**Doc. no.    Version    Language    Download**

Sicherheitsinformation (Teil der Betriebsanleitung Sicherheitssystem MGB-AR/MGB-AP) ab V3.0.0 Safety Information (Part of the Operating Instructions Safety System MGB-AR/MGB-AP) from V3.0.0 Información de seguridad (parte del manual de instrucciones Sistema de seguridad MGB-AR/MGB-AP) V3.0.0 o superior Information de sécurité (partie du mode d'emploi Système de sécurité MGB-AR/MGB-AP) à partir de V3.0.0 Informazioni sulla sicurezza (Parte delle istruzioni di impiego Sistema di sicurezza MGB-AR/MGB-AP) da V3.0.0 Säkerhetsinformation (Del av instruktionsboken Säkerhetssystem MGB-AR/MGB-AP) från V3.0.0	123151	01-02/15		 0.6 MB
Veiligheidsinformatie (Deel van de handleiding Beveiligingssysteem MGB-AR/MGB-AP) vanaf V3.0.0	123151	01-02/15		 0.2 MB
Informação de segurança (Parte do manual de instruções Sistema de segurança MGB-AR/MGB-AP) a partir de V3.0.0	123151	01-02/15		 0.2 MB
Bezpečnostní informace (součást návodu k použití „Bezpečnostní systém MGB-AR/MGB-AP“) od V3.0.0	123151	01-02/15		 0.2 MB
Informacje o bezpieczeństwie (Część instrukcji obsługi System bezpieczeństwa MGB-AR/MGB-AP) od V3.0.0	123151	01-02/15		 0.2 MB
Информация о безопасности (часть инструкции по эксплуатации Предохранительная система MGB-AR/MGB-AP) с V3.0.0	123151	01-02/15		 0.3 MB
Bezpečnostná informácia (časť návodu na prevádzku Bezpečnostný systém MGB-AR/MGB-AP) od V3.0.0	123151	01-02/15		 0.2 MB
Güvenlik bilgisi (İşletim kılavuzunun parçası emniyet sistemi MGB-AR/MGB-AP) V3.0.0 ve üstü	123151	01-02/15		 0.3 MB
安全信息 (安全系统 MGB-AR/MGB-AP使用说明书的组成部分) V3.0.0以上	123151	01-02/15		 0.3 MB
安全情報 MGB-AR/MGB-AP	123151	01-02/15		 0.6 MB

## Declaration of conformity

### EU-Konformitätserklärung

	Doc. no.	Version	Language	Download
EU-Konformitätserklärung EU declaration of conformity Declaración UE de conformidad Déclaration UE de conformité Dichiarazione di conformità	2123150	08-01/17		 0.3 MB