

## ITEM 113614 MGB-L0B-PNA-R-113614

Description	Technical data	Accessories	Downloads
-------------	----------------	-------------	-----------



### Features

- › Locking (without guard locking)
- › With key-operated switch (form V, 90°)
- › 2 white pushbuttons illuminated with symbol
- › Operating mode selector switch
- › Connection via 7/8" and M12 plug
- › Pre-assembled on mounting plates
- › Integrated Profinet RT switch
- › Unicode

### Profinet connection

7/8" plugs according to ANSI/B93.55M-1981 and M12 plugs (d-coded) according to IEC 61076-2-101

### Profinet RT switch

Point-to-point topology network structure due to integrated RT switch.

## Approvals



## Mechanical values and environment

Housing material	Reinforced plastic, die-cast zinc nickel-plated, stainless steel
Weight	Net 3,1 kg
Ambient temperature	
At $U_B = 24V$ DC	-20 ... 55 °C
Degree of protection	IP42
Resilience to vibration	In accordance with EN 60947-5-3
Mechanical life	
	$1 \times 10^6$
In case of use as door stop, and 1 Joule impact energy	$0,1 \times 10^6$
Installation position	Door hinge DIN right
Reaction time	
Operating mode selector switch	Switch-off timemax.220 ms <b>[1]</b>
Door position	Switch-off timemax.550 ms <b>[2]</b>
Bolt position	Switch-off timemax.550 ms <b>[3]</b>
Switching frequency	0,25 Hz
Connection	
	7/8" Power <b>[4]</b>
	7/8" Power <b>[5]</b>
Acc. to IEC 61076-2-101, Profinet I/O cable, at least cat. 5e	M12 D-coded, screened <b>[6]</b>
Acc. to IEC 61076-2-101, Profinet I/O cable, at least cat. 5e	M12 D-coded, screened <b>[7]</b>

## Electrical connection ratings

Current consumption	max.500 mA
Rated insulation voltage $U_i$	75 V
Rated impulse withstand voltage $U_{imp}$	0,5 kV
Maximum feed-in current in the connection block	
X1, X2	max.4000 mA
EMC protection requirements	In accordance with EN 61000-4 and EN 61326-3-1
Degree of contamination (external, according to EN 60947-1)	3
Connecting cable	
Ethernet	Profinet I/O cable, at least cat. 5e

Safety class	III
Transponder coding	Unicode
<b>Power supply X1</b>	
Operating voltage DC	L1 24 V DC -15% ... 10% <b>[8]</b>
Auxiliary voltage DC	L2 24 V DC -15% ... +10% <b>[9]</b>
Fusing	external Slow blow min.1 A
<b>Power supply X2</b>	
Operating voltage DC	L1 24 V DC -15% ... 10% <b>[10]</b>
Auxiliary voltage DC	L2 24 V DC -15% ... +10% <b>[11]</b>

## Interface, bus

Data interface	Ethernet
Data protocol	Bus protocol Profinet (IEC 61158 type 10) Safety protocol Profisafe (IEC 61784-3-3)

## Operating distance

Assured switch-off distance $S_{ar}$	Door position max.65 mm
--------------------------------------	-------------------------

## Controls and indicators

Assignment diagram	L1
Assignment diagram	B4
Control/indicator	
<b>Position 1</b>	
Version	Key-operated switch
Special features	
Color	
Switching element	1NO
Slide-in label	
Control/indicator	
<b>Position 90</b>	
Version	Illuminated push buttons
Special features	Printed
Color	white
Switching element	1NO

Slide-in label	
Control/indicator	
	<b>Position 91</b>
Version	Operating mode selector switch
Special features	
Color	
Switching element	Code 2 of 3
Slide-in label	O ; I
Control/indicator	
	<b>Position 92</b>
Version	Illuminated push buttons
Special features	Printed
Color	white
Switching element	1NO
Slide-in label	

### Miscellaneous

Product version number	V3.30.10
------------------------	----------

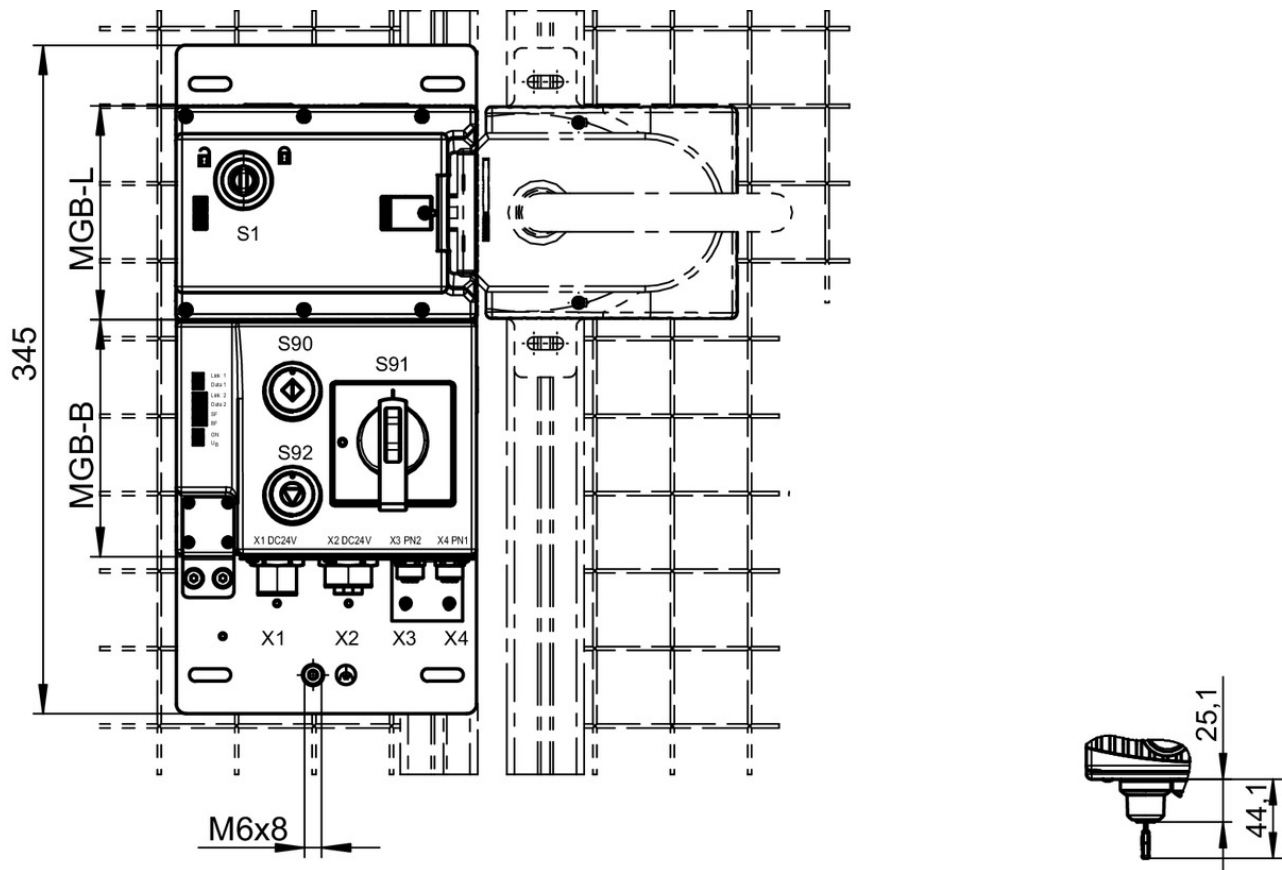
### Reliability values acc. to EN ISO 13849-1

	<b>Monitoring of the position of the safety guard</b>
Category	4
Performance Level	PL e
PFH <sub>D</sub>	$4.07 \times 10^{-8}$ [12]
Diagnostic Coverage (DC)	99
Safety Integrity Level	SIL 3 (EN 62061:2005)
	<b>Selector switch evaluation</b>
Category	4
Performance Level	PL e
PFH <sub>D</sub>	$4.1 \times 10^{-8}$

Mission time	20
--------------	----

- [1, 2, 3] The reaction time is the max. time between the change in the input status and the deletion of the corresponding bit in the bus protocol.
- [4] X1 (The document PROFINET "Cabling and Interconnection Technology" from the PNO aids in the correct selection of wiring.)
- [5] X2 (The document PROFINET "Cabling and Interconnection Technology" from the PNO aids in the correct selection of wiring.)
- [6] X3 (The document PROFINET "Cabling and Interconnection Technology" from the PNO aids in the correct selection of wiring.)
- [7] X4 (The document PROFINET "Cabling and Interconnection Technology" from the PNO aids in the correct selection of wiring.)
- [8] (Reverse polarity protected, regulated, residual ripple <5%, PELV)
- [9] The auxiliary voltage is not required for the MGB system
- [10, 11] For looping through for connected devices
- [12] Fixed failure rate without consideration of faults in wearing parts.

**Dimension drawing**



Miscellaneous accessories

- ✓ Lens set 6 colors



**120378** AY-SET-LNS-0002-120378

- ✓ Lens set 5 colors



**120344** AY-SET-LNS-0001-120344

▼ Lens set labeled



**120377** AY-SET-LNS-SY01-120377



**125359** AY-SET-LNS-SY02-125359



**126158** AY-SET-LNS-SY03-126158

▼ Adhesive labels

**114529** MGB-A-PLATESET-NN01-114529

▼ Features

- › Adhesive labels suitable for MGB evaluation modules, bus modules and control modules
- › silver, blank
- › Packaging unit = 10 pcs.

▼ Lens set, three colors



**158307** AY-SET-LNS-SY04-158307




## Instructions

▼ Betriebsanleitung Sicherheitssysteme MGB-L..B-PN.-... (PROFINET) mit Datenstruktur Typ A ab V3.30.0

	Doc. no.	Version	Language	Download
Betriebsanleitung Sicherheitssysteme MGB-L..B-PN.-... (PROFINET) mit Datenstruktur Typ A ab V3.30.0	114575	04-03/15		2.7 MB
Operating Instructions Safety Systems MGB-L..B-PN.-... (PROFINET) with Data Structure Type A from V3.30.0	114575	04-03/15		2.8 MB







▼ Sicherheitsinformation (Teil der Betriebsanleitung Sicherheitssystem MGB-L.B-PN.-... (PROFINET)) ab V3.30.0

Doc. no.	Version	Language	Download
----------	---------	----------	----------

Sicherheitsinformation (Teil der Betriebsanleitung Sicherheitssystem MGB-L.B-PN.-... (PROFINET)) ab V3.30.0 Safety Information (Part of the Operating Instructions Safety System MGB-L.B-PN.-... (PROFINET)) from V3.30.0	123621	02-03/15	 	 0.2 MB
--	--------	----------	---	---

## Declaration of conformity

### EU-Konformitätserklärung

	Doc. no.	Version	Language	Download
EU-Konformitätserklärung Declaración UE de conformidad Déclaration UE de conformité Dichiarazione di conformità EU declaration of conformity	2123624	06-01/17	    	 0.3 MB