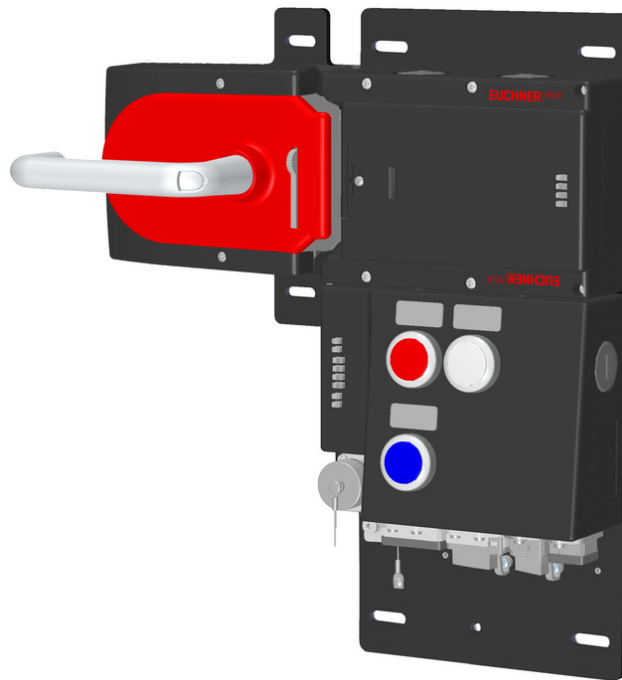


ITEM 114397 MGB-L2HB-PNC-L-114397

Description	Technical data	Accessories	Downloads
-------------	----------------	-------------	-----------



Features

- › Guard locking with guard lock monitoring
- › 3 illuminated pushbuttons
- › Including adhesive labels
- › Push-pull plug
- › Including terminal plug for enabling switch (RC12, 12-pin)
- › Pre-assembled on mounting plates
- › Integrated Profinet RT switch
- › Multicode

Profinet connection

Connection via push-pull plugs according to IEC 61076-3-117

Profinet RT switch

Point-to-point topology network structure due to integrated RT switch.

Flexible usage as interlocking or guard locking

By means of the corresponding evaluation of the safe device data by the control system, usage can be either as interlocking or guard locking (with or without monitoring).

Components included in the set

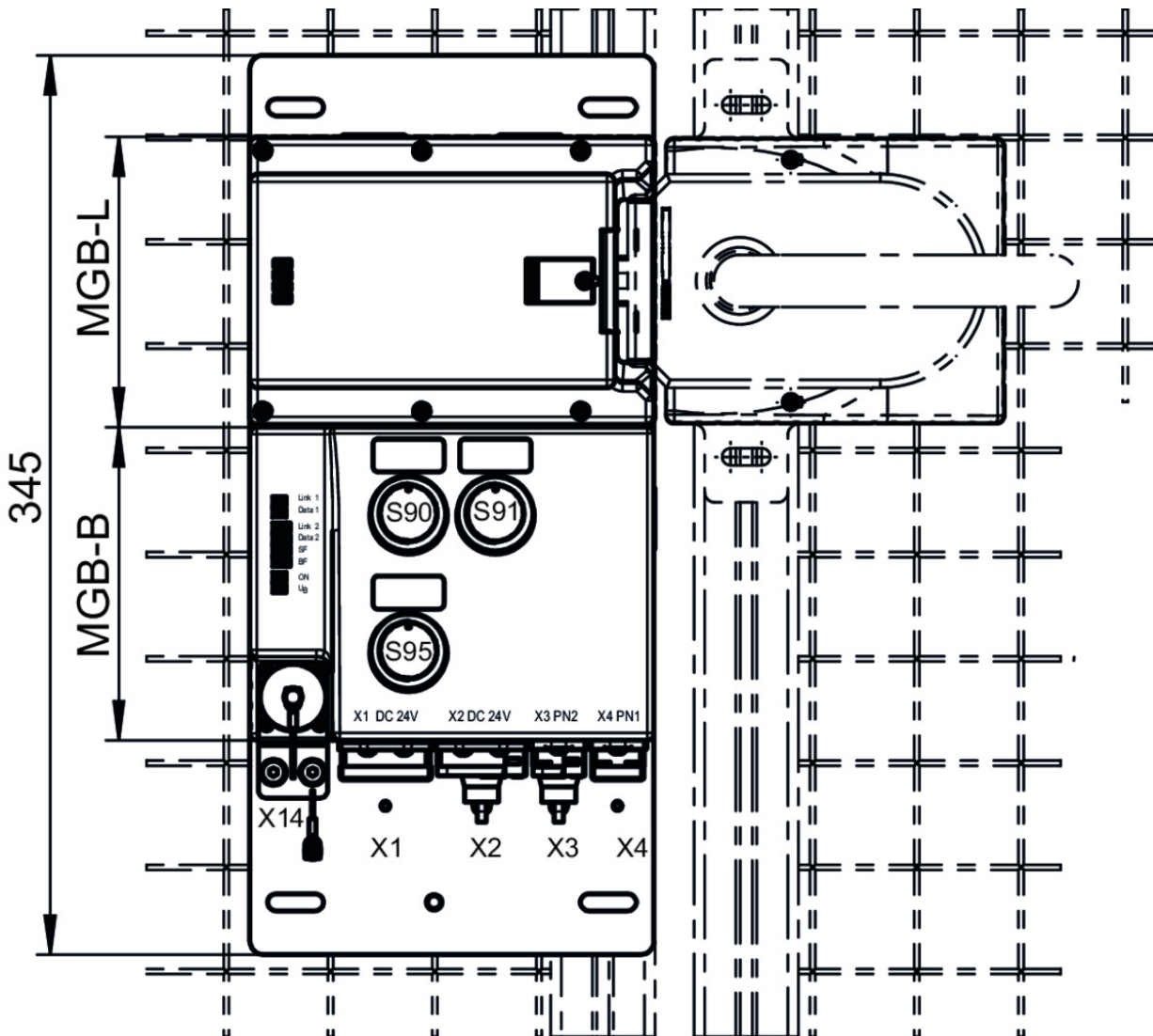


114399 Locking module MGB-L2B-PNC-L-114399
Features



106221 Handle module MGB-H-AA1A2-L-106221
Features

Dimension drawing



Function expansion

▼ Door knob for MGB-H...



111460 MGB-A-DOORKNOB-S1-111460

▼ Features

- › Aluminum, silver anodized
 - › For mounting on all MGB handle modules MGB-H... up to V2.0.0
 - › e.g. on sliding doors
-

▼ Emergency unlocking for safety system MGB



112989 MGB-A-EMERGENCYRELEASE-112989

▼ Features

- › Quick emergency unlocking
 - › sealable
-

▼ Escape release module MGB-E... pre-assembled on mounting plate



106051 MGB-E-A2-106051

▼ Features

- › Escape release out of the danger area
 - › Mounted on mounting plate
 - › With red handle
 - › 118 mm long
-

Spare parts

▼ Handle module MGB-H...



106221 MGB-H-AA1A2-L-106221

▼ Features

- › Intelligent bolt tongue
 - › Lockout bar
 - › Door handle
 - › Mounting plate
-

▼ Handle module MGB-H... with automatically extending lockout mechanism



111839 MGB-H-AA1A6-L-111839

▼ Features

- › Intelligent bolt tongue
 - › Fold-out lockout mechanism
 - › Second automatically extending lockout mechanism
 - › Door handle
 - › Mounting plate
-

▼ Evaluation module and bus module MGB-L2...-PN... (guard locking by solenoid force) with 3 controls, push-pull plug, RC12



114399 MGB-L2B-PNC-L-114399

▼ Features

- › › Guard locking with guard lock monitoring
- › 3 illuminated pushbuttons
- › Including adhesive labels
- › Push-pull plug
- › Including terminal plug for enabling switch (RC12, 12-pin)
- › Pre-assembled on mounting plates
- › Integrated Profinet RT switch
- › Multicode

Miscellaneous accessories

▼ Lens set 5 colors



120344 AY-SET-LNS-0001-120344

▼ Lens set 6 colors



120378 AY-SET-LNS-0002-120378

▼ Lens set labeled



120377 AY-SET-LNS-SY01-120377



125359 AY-SET-LNS-SY02-125359



126158 AY-SET-LNS-SY03-126158

▼ Adhesive labels

114529 MGB-A-PLATESET-NN01-114529

▼ Features

- › Adhesive labels suitable for MGB evaluation modules, bus modules and control modules
- › silver, blank
- › Packaging unit = 10 pcs.





▼ Lens set, three colors






158307 AY-SET-LNS-SY04-158307

Instructions

- Operating Instructions Safety Systems MGB-L..B-PN.-... (PROFINET) with Data Structure Type B from V3.30.0




	Doc. no.	Version	Language	Download
Betriebsanleitung Sicherheitssysteme MGB-L..B-PN.-... (PROFINET) mit Datenstruktur Typ B ab V3.30.0	115174	07-02/15		 3.2 MB
Operating Instructions Safety Systems MGB-L..B-PN.-... (PROFINET) with Data Structure Type B from V3.30.0	115174	07-02/15		 3.2 MB

- Sicherheitsinformation (Teil der Betriebsanleitung Sicherheitssystem MGB-L.B-PN.-... (PROFINET)) ab V3.30.0





	Doc. no.	Version	Language	Download
Sicherheitsinformation (Teil der Betriebsanleitung Sicherheitssystem MGB-L.B-PN.-... (PROFINET)) ab V3.30.0 Safety Information (Part of the Operating Instructions Safety System MGB-L.B-PN.-... (PROFINET)) from V3.30.0	123621	02-03/15	 	 0.2 MB

Application example

- Anschluss MGB-L1B-PN... an Siemens S7 315F (TIA Portal V13)







	Doc. no.	Version	Language	Download
Anschluss MGB-L1B-PN... an Siemens S7 315F (TIA Portal V13)	AP000226	01-02/17		 1.5 MB
Connecting MGB-L1B-PN... to Siemens S7 315F (TIA Portal V13)	AP000226	01-02/17		 1.7 MB

- Anschluss MGB-L2B-PN... an Siemens S7 315F

	Doc. no.	Version	Language	Download
Anschluss MGB-L2B-PN... an Siemens S7 315F	AP000222	02-09/16		 2.0 MB
Connection of MGB-L2B-PN... to Siemens S7 315F	AP000222	02-09/16		 1.6 MB

Declaration of conformity

- EU-Konformitätserklärung

	Doc. no.	Version	Language	Download
EU-Konformitätserklärung Declaración UE de conformidad Déclaration UE de conformité Dichiarazione di conformità EU declaration of conformity	2123624	06-01/17	    	 0.3 MB

CAD data

CAD data for this item on TraceParts