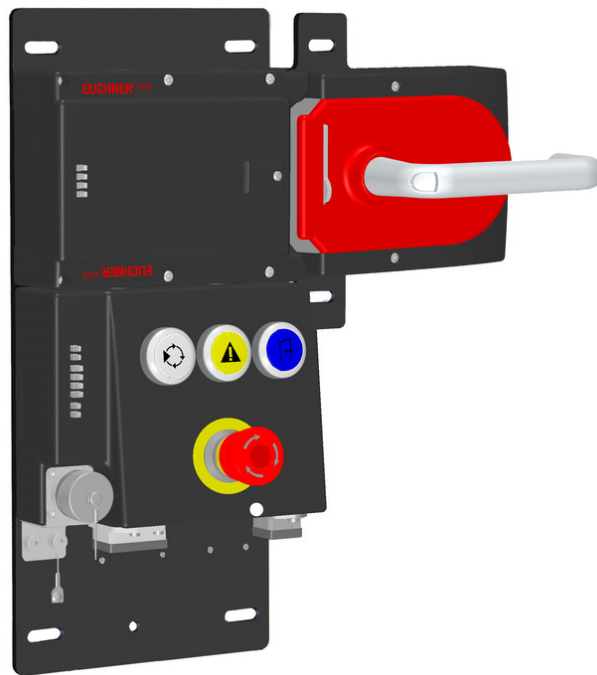


## ITEM 117025 MGB-L2HB-PNC-R-117025

Description	Technical data	Accessories	Downloads
-------------	----------------	-------------	-----------



### Features

- › Guard locking with guard lock monitoring
- › Emergency stop according to ISO 13850, illuminated
- › 3 pushbuttons illuminated with symbol
- › Push-pull plug
- › Including terminal plug for enabling switch (RC12, 12-pin)
- › Pre-assembled on mounting plates
- › Multicode

### Profinet connection

Connection via push-pull plugs according to IEC 61076-3-117

### Flexible usage as interlocking or guard locking

By means of the corresponding evaluation of the safe device data by the control system, usage can be either as interlocking or guard locking (with or without monitoring).

### Illuminated emergency stop

Emergency stop with illumination that can be controlled as required.

## Components included in the set

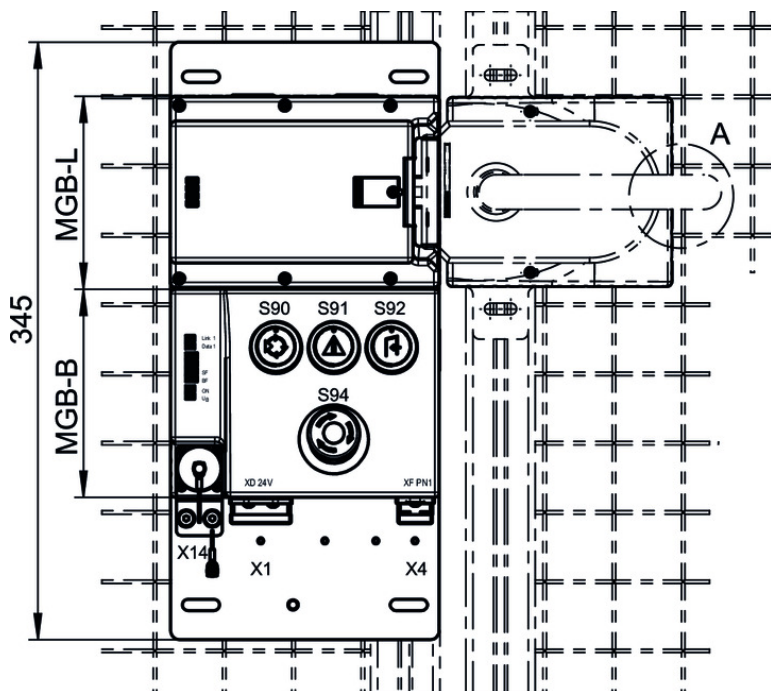


117024 Locking module MGB-L2B-PNC-R-117024  
✓ Features

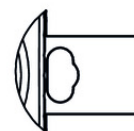


111838 Handle module MGB-H-AA1A6-R-111838  
✓ Features

## Dimension drawing



Detail A  
Sperrverriegelung im  
ausgefahrenen Zustand



## Spare parts

✓ Handle module MGB-H... with automatically extending lockout mechanism



**111838** MGB-H-AA1A6-R-111838

✓ Features

- › Intelligent bolt tongue
- › Fold-out lockout mechanism
- › Second automatically extending lockout mechanism
- › Door handle
- › Mounting plate

✓ Evaluation module and bus module MGB-L2...-PN... (guard locking by solenoid force) with 4 controls, push-pull plug, RC12



### **117024** MGB-L2B-PNC-R-117024

#### ▼ Features

- › Guard locking with guard lock monitoring
- › Emergency stop according to ISO 13850, illuminated
- › 3 pushbuttons illuminated with symbol
- › Push-pull plug
- › Including terminal plug for enabling switch (RC12, 12-pin)
- › Pre-assembled on mounting plates
- › Multicode

---

## Miscellaneous accessories

### ▼ Lens set 5 colors



### **120344** AY-SET-LNS-0001-120344

### ▼ Lens set 6 colors



### **120378** AY-SET-LNS-0002-120378

### ▼ Lens set labeled



### **120377** AY-SET-LNS-SY01-120377



### **125359** AY-SET-LNS-SY02-125359



### **126158** AY-SET-LNS-SY03-126158

### ▼ Lens set, three colors



### **158307** AY-SET-LNS-SY04-158307

---

## Function expansion

### ▼ Door handle for MGB-H...



### **110277** MGB-A-DOORHANDLE-S1-110277

#### ▼ Features

- › Aluminum silver anodized
- › For mounting on all MGB handle modules MGB-H up to V2.0.0

---

### ▼ Escape release module MGB-E... pre-assembled on mounting plate



### 106051 MGB-E-A2-106051

#### Features

- › Escape release out of the danger area
- › Mounted on mounting plate
- › With red handle
- › 118 mm long

#### Door knob for MGB-H...



### 111460 MGB-A-DOORKNOB-S1-111460

#### Features

- › Aluminum, silver anodized
- › For mounting on all MGB handle modules MGB-H... up to V2.0.0
- › e.g. on sliding doors

#### Emergency unlocking for safety system MGB



### 112989 MGB-A-EMERGENCYRELEASE-112989

#### Features

- › Quick emergency unlocking
- › sealable

## Enabling switch

#### ZSB, housing G3, 3-stage, +/- pushbuttons, cable with plug connector RC12



### 077029 ZSB077029

#### Features




- › 3-stage function
- › Housing G3
- › Straight connection cable, 5 m
- › Plug connector
- › Two illuminated buttons
- › Including holder

## Instructions

#### Betriebsanleitung Sicherheitssysteme MGB-L..B-PN.-... (PROFINET) mit Datenstruktur Typ B ab V3.30.0





	Doc. no.	Version	Language	Download
Betriebsanleitung Sicherheitssysteme MGB-L..B-PN.-... (PROFINET) mit Datenstruktur Typ B ab V3.30.0	115174	07-02/15		3.2 MB
Operating Instructions Safety Systems MGB-L..B-PN.-... (PROFINET) with Data Structure Type B from V3.30.0	115174	07-02/15		3.2 MB

▼ Sicherheitsinformation (Teil der Betriebsanleitung Sicherheitssystem MGB-L.B-PN-... (PROFINET)) ab V3.30.0





	Doc. no.	Version	Language	Download
Sicherheitsinformation (Teil der Betriebsanleitung Sicherheitssystem MGB-L.B-PN-... (PROFINET)) ab V3.30.0 Safety Information (Part of the Operating Instructions Safety System MGB-L.B-PN-... (PROFINET)) from V3.30.0	123621	02-03/15	 	 0.2 MB

### Application example

▼ Anschluss MGB-L1B-PN... an Siemens S7 315F (TIA Portal V13)







	Doc. no.	Version	Language	Download
Anschluss MGB-L1B-PN... an Siemens S7 315F (TIA Portal V13)	AP000226	01-02/17		 1.5 MB
Connecting MGB-L1B-PN... to Siemens S7 315F (TIA Portal V13)	AP000226	01-02/17		 1.7 MB

▼ Anschluss MGB-L2B-PN... an Siemens S7 315F

	Doc. no.	Version	Language	Download
Anschluss MGB-L2B-PN... an Siemens S7 315F	AP000222	02-09/16		 2.0 MB
Connection of MGB-L2B-PN... to Siemens S7 315F	AP000222	02-09/16		 1.6 MB

### Declaration of conformity

▼ EU-Konformitätserklärung

	Doc. no.	Version	Language	Download
EU-Konformitätserklärung Declaración UE de conformidad Déclaration UE de conformité Dichiarazione di conformità EU declaration of conformity	2123624	06-01/17	    	 0.3 MB