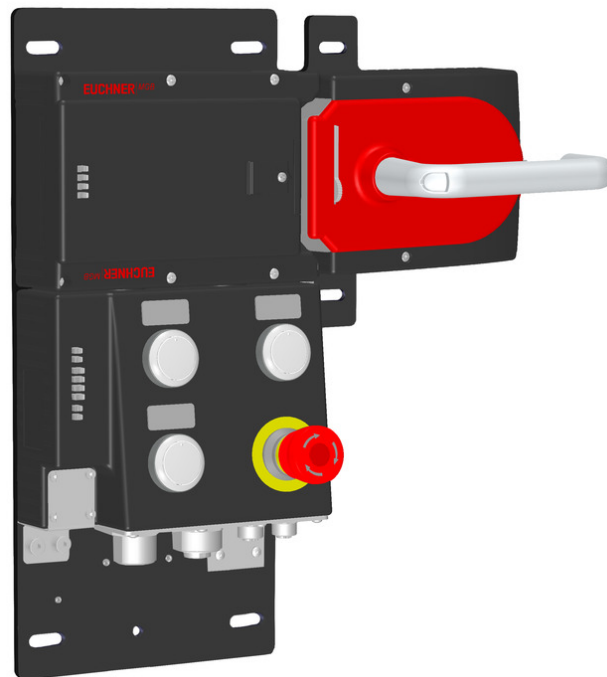


ITEM 122902 MGB-L2HB-PNC-R-122902

Description	Technical data	Accessories	Downloads
-------------	----------------	-------------	-----------



Features

- › Guard locking with guard lock monitoring
- › Emergency stop according to ISO 13850, illuminated
- › 3 illuminated pushbuttons
- › Including adhesive labels
- › Connection via 7/8" and M12 plug
- › Pre-assembled on mounting plates
- › Integrated Profinet RT switch
- › Multicode

Profinet connection

7/8" plugs according to ANSI/B93.55M-1981 and M12 plugs (d-coded) according to IEC 61076-2-101

Profinet RT switch

Point-to-point topology network structure due to integrated RT switch.

Flexible usage as interlocking or guard locking

By means of the corresponding evaluation of the safe device data by the control system, usage can be either as interlocking or guard locking (with or without

monitoring).

Illuminated emergency stop

Emergency stop with illumination that can be controlled as required.

Components included in the set

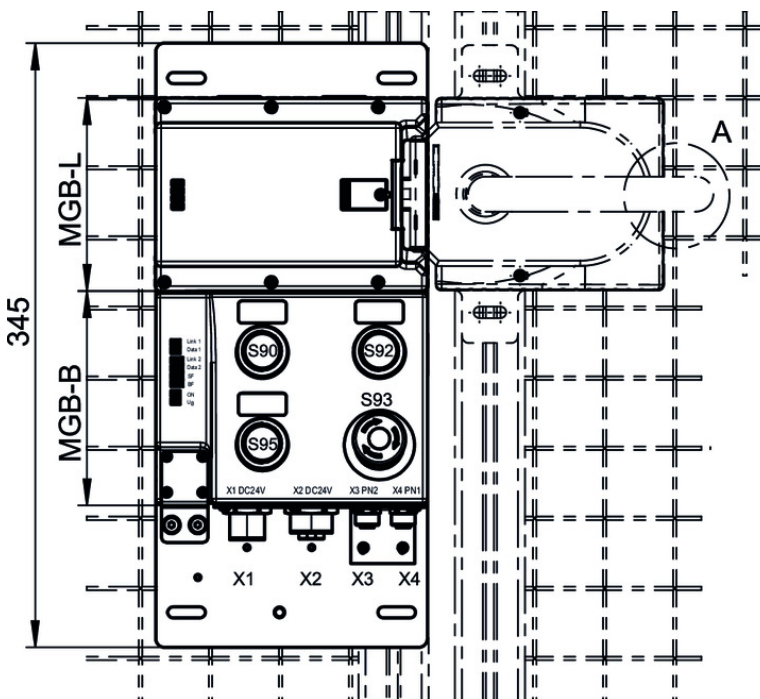


122901 Locking module MGB-L2B-PNC-R-122901
✓ Features

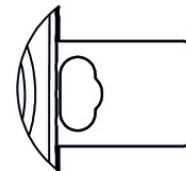


111838 Handle module MGB-H-AA1A6-R-111838
✓ Features

Dimension drawing



Detail A
Sperrverriegelung im
ausgefahrenen Zustand



Spare parts

✓ Handle module MGB-H... with automatically extending lockout mechanism



111838 MGB-H-AA1A6-R-111838
✓ Features

- › Intelligent bolt tongue
- › Fold-out lockout mechanism
- › Second automatically extending lockout mechanism

- › Door handle
- › Mounting plate

-
- ▼ Evaluation module and bus module MGB-L2...-PN... (guard locking by solenoid force) with 4 controls, 7/8" and M12 plug



122901 MGB-L2B-PNC-R-122901

▼ Features

- › Guard locking with guard lock monitoring
- › Emergency stop according to ISO 13850, illuminated
- › 3 illuminated pushbuttons
- › Including adhesive labels
- › Connection via 7/8" and M12 plug
- › Pre-assembled on mounting plates
- › Integrated Profinet RT switch
- › Multicode

Miscellaneous accessories

- ▼ Lens set 5 colors



120344 AY-SET-LNS-0001-120344

- ▼ Lens set 6 colors



120378 AY-SET-LNS-0002-120378

- ▼ Lens set labeled



120377 AY-SET-LNS-SY01-120377



126158 AY-SET-LNS-SY03-126158



125359 AY-SET-LNS-SY02-125359

- ▼ Adhesive labels

114529 MGB-A-PLATESET-NN01-114529

▼ Features

- › Adhesive labels suitable for MGB evaluation modules, bus modules and control modules
- › silver, blank
- › Packaging unit = 10 pcs.

- ✓ Lens set, three colors



158307 AY-SET-LNS-SY04-158307

Function expansion

- ✓ Door handle for MGB-H...



110277 MGB-A-DOORHANDLE-S1-110277

- ✓ Features

- › Aluminum silver anodized
- › For mounting on all MGB handle modules MGB-H up to V2.0.0

- ✓ Escape release module MGB-E... pre-assembled on mounting plate



106051 MGB-E-A2-106051

- ✓ Features

- › Escape release out of the danger area
- › Mounted on mounting plate
- › With red handle
- › 118 mm long

- ✓ Door knob for MGB-H...



111460 MGB-A-DOORKNOB-S1-111460

- ✓ Features

- › Aluminum, silver anodized
- › For mounting on all MGB handle modules MGB-H... up to V2.0.0
- › e.g. on sliding doors

- ✓ Emergency unlocking for safety system MGB



112989 MGB-A-EMERGENCYRELEASE-112989



- ✓ Features

- › Quick emergency unlocking
- › sealable




Instructions

- ✓ Betriebsanleitung Sicherheitssysteme MGB-L..B-PN.-... (PROFINET) mit Datenstruktur Typ B ab V3.30.0

	Doc. no.	Version	Language	Download
Betriebsanleitung Sicherheitssysteme MGB-L..B-PN.-... (PROFINET) mit Datenstruktur Typ B ab V3.30.0	115174	07-02/15		3.2 MB





Operating Instructions Safety Systems MGB-L..B-PN.-... (PROFINET) with Data Structure Type B from V3.30.0	115174	07-02/15		 3.2 MB
---	--------	----------	---	--

▼ Sicherheitsinformation (Teil der Betriebsanleitung Sicherheitssystem MGB-L.B-PN.-... (PROFINET)) ab V3.30.0





	Doc. no.	Version	Language	Download
Sicherheitsinformation (Teil der Betriebsanleitung Sicherheitssystem MGB-L.B-PN.-... (PROFINET)) ab V3.30.0 Safety Information (Part of the Operating Instructions Safety System MGB-L.B-PN.-... (PROFINET)) from V3.30.0	123621	02-03/15	 	 0.2 MB

Application example

▼ Anschluss MGB-L1B-PN... an Siemens S7 315F (TIA Portal V13)

	Doc. no.	Version	Language	Download
Anschluss MGB-L1B-PN... an Siemens S7 315F (TIA Portal V13)	AP000226	01-02/17		 1.5 MB
Connecting MGB-L1B-PN... to Siemens S7 315F (TIA Portal V13)	AP000226	01-02/17		 1.7 MB

▼ Anschluss MGB-L2B-PN... an Siemens S7 315F

	Doc. no.	Version	Language	Download
Anschluss MGB-L2B-PN... an Siemens S7 315F	AP000222	02-09/16		 2.0 MB
Connection of MGB-L2B-PN... to Siemens S7 315F	AP000222	02-09/16		 1.6 MB

Declaration of conformity

▼ EU-Konformitätserklärung

	Doc. no.	Version	Language	Download
EU-Konformitätserklärung Declaración UE de conformidad Déclaration UE de conformité Dichiarazione di conformità EU declaration of conformity	2123624	06-01/17	    	 0.3 MB