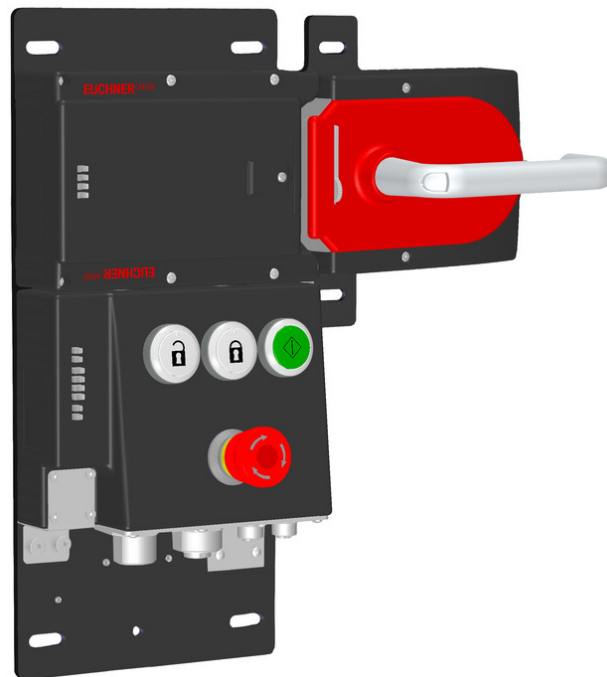


## ITEM 122734 MGB-L1HB-PNA-R-122734

Description	Technical data	Accessories	Downloads
-------------	----------------	-------------	-----------



### Features

- › Guard locking with guard lock monitoring
- › Emergency stop according to ISO 13850, illuminated
- › 3 pushbuttons illuminated with symbol
- › Connection via 7/8" and M12 plug
- › Pre-assembled on mounting plates
- › Integrated Profinet RT switch
- › Unicode

### Profinet connection

7/8" plugs according to ANSI/B93.55M-1981 and M12 plugs (d-coded) according to IEC 61076-2-101

### Profinet RT switch

Point-to-point topology network structure due to integrated RT switch.

### Flexible usage as interlocking or guard locking

By means of the corresponding evaluation of the safe device data by the control system, usage can be either as interlocking or guard locking (with or without monitoring).

## Illuminated emergency stop

Emergency stop with illumination that can be controlled as required.

### Components included in the set



122733 Locking module MGB-L1B-PNA-R-122733

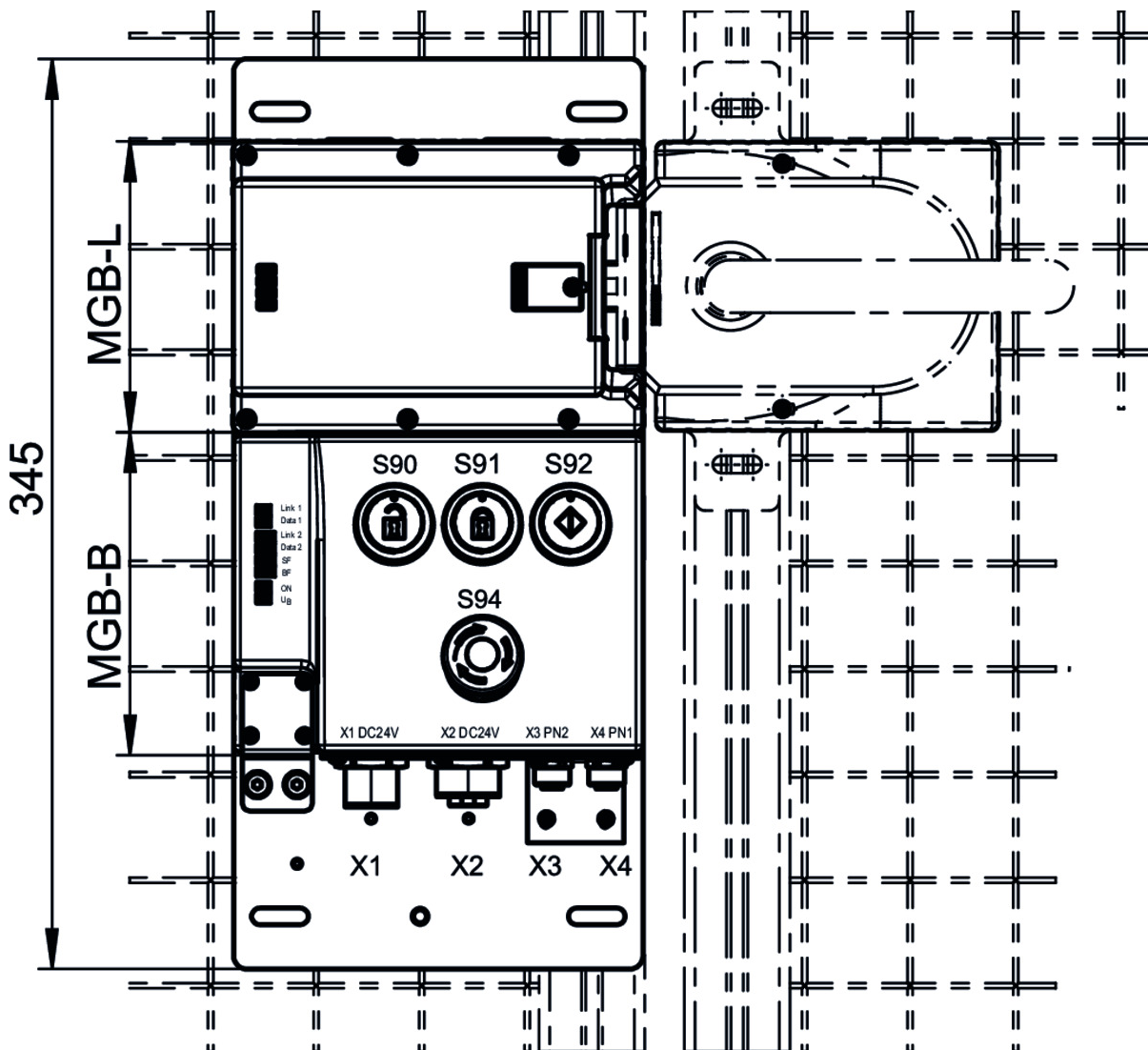
✓ Features



106049 Handle module MGB-H-AA1A2-R-106049

✓ Features

### Dimension drawing



## Spare parts

---

### ▼ Handle module MGB-H...



**106049** MGB-H-AA1A2-R-106049

#### ▼ Features

- › Intelligent bolt tongue
  - › Lockout bar
  - › Door handle
  - › Mounting plate
- 

### ▼ Evaluation module and bus module MGB-L1...-PN... (guard locking by spring force) with 4 controls, 7/8" and M12 plug



**122733** MGB-L1B-PNA-R-122733

#### ▼ Features

- › Guard locking with guard lock monitoring
  - › Emergency stop according to ISO 13850, illuminated
  - › 3 pushbuttons illuminated with symbol
  - › Connection via 7/8" and M12 plug
  - › Pre-assembled on mounting plates
  - › Integrated Profinet RT switch
  - › Unicode
- 

## Miscellaneous accessories

---

### ▼ Lens set 5 colors



**120344** AY-SET-LNS-0001-120344

---

### ▼ Lens set 6 colors



**120378** AY-SET-LNS-0002-120378

---

### ▼ Adhesive labels

**114529** MGB-A-PLATESET-NN01-114529

#### ▼ Features

- › Adhesive labels suitable for MGB evaluation modules, bus modules and control modules
  - › silver, blank
  - › Packaging unit = 10 pcs.
- 

### ▼ Lens set labeled



**120377** AY-SET-LNS-SY01-120377

---



**125359** AY-SET-LNS-SY02-125359



**126158** AY-SET-LNS-SY03-126158

▼ Lens set, three colors



**158307** AY-SET-LNS-SY04-158307

## Function expansion

▼ Door handle for MGB-H...



**110277** MGB-A-DOORHANDLE-S1-110277

▼ Features

- › Aluminum silver anodized
- › For mounting on all MGB handle modules MGB-H up to V2.0.0

▼ Escape release module MGB-E... pre-assembled on mounting plate



**106051** MGB-E-A2-106051

▼ Features

- › Escape release out of the danger area
- › Mounted on mounting plate
- › With red handle
- › 118 mm long

▼ Door knob for MGB-H...



**111460** MGB-A-DOORKNOB-S1-111460

▼ Features

- › Aluminum, silver anodized
- › For mounting on all MGB handle modules MGB-H... up to V2.0.0
- › e.g. on sliding doors

▼ Emergency unlocking for safety system MGB



**112989** MGB-A-EMERGENCYRELEASE-112989





▼ Features

- › Quick emergency unlocking
- › sealable




## Instructions

▼ Betriebsanleitung Sicherheitssysteme MGB-L..B-PN.-... (PROFINET) mit Datenstruktur Typ B ab

## V3.30.0





	Doc. no.	Version	Language	Download
Betriebsanleitung Sicherheitssysteme MGB-L..B-PN.-... (PROFINET) mit Datenstruktur Typ B ab V3.30.0	115174	07-02/15		 3.2 MB
Operating Instructions Safety Systems MGB-L..B-PN.-... (PROFINET) with Data Structure Type B from V3.30.0	115174	07-02/15		 3.2 MB

### ▼ Sicherheitsinformation (Teil der Betriebsanleitung Sicherheitssystem MGB-L.B-PN.-... (PROFINET)) ab V3.30.0





	Doc. no.	Version	Language	Download
Sicherheitsinformation (Teil der Betriebsanleitung Sicherheitssystem MGB-L.B-PN.-... (PROFINET)) ab V3.30.0 Safety Information (Part of the Operating Instructions Safety System MGB-L.B-PN.-... (PROFINET)) from V3.30.0	123621	02-03/15	 	 0.2 MB

## Application example

### ▼ Anschluss MGB-L1B-PN... an Siemens S7 315F (TIA Portal V13)







	Doc. no.	Version	Language	Download
Anschluss MGB-L1B-PN... an Siemens S7 315F (TIA Portal V13)	AP000226	01-02/17		 1.5 MB
Connecting MGB-L1B-PN... to Siemens S7 315F (TIA Portal V13)	AP000226	01-02/17		 1.7 MB

### ▼ Anschluss MGB-L2B-PN... an Siemens S7 315F

	Doc. no.	Version	Language	Download
Anschluss MGB-L2B-PN... an Siemens S7 315F	AP000222	02-09/16		 2.0 MB
Connection of MGB-L2B-PN... to Siemens S7 315F	AP000222	02-09/16		 1.6 MB

## Declaration of conformity

### ▼ EU-Konformitätserklärung

	Doc. no.	Version	Language	Download
EU-Konformitätserklärung Declaración UE de conformidad Déclaration UE de conformité Dichiarazione di conformità EU declaration of conformity	2123624	06-01/17	    	 0.3 MB