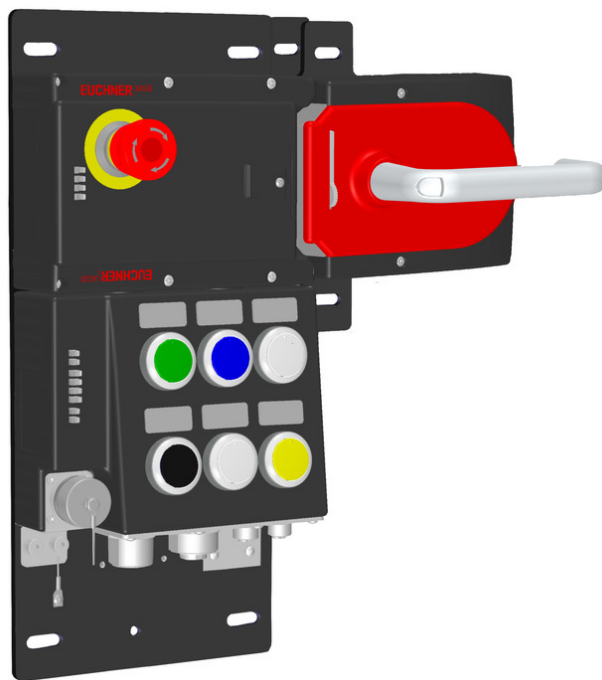


## ITEM 124573 MGB-L1HEB-PNA-R-124573

Description	Technical data	Accessories	Downloads
-------------	----------------	-------------	-----------



### Features

- › Guard locking with guard lock monitoring
- › Emergency stop according to ISO 13850, illuminated
- › 5 pushbuttons illuminated, 1 pushbutton not illuminated
- › Including adhesive labels
- › Connection via 7/8" and M12 plug
- › Including terminal plug for enabling switch (RC12, 12-pin)
- › Pre-assembled on mounting plates
- › Integrated Profinet RT switch
- › With escape release
- › Unicode

### Profinet connection

7/8" plugs according to ANSI/B93.55M-1981 and M12 plugs (d-coded) according to IEC 61076-2-101

### Profinet RT switch

Point-to-point topology network structure due to integrated RT switch.

### Flexible usage as interlocking or guard locking

By means of the corresponding evaluation of the safe device data by the control system, usage can be either as interlocking or guard locking (with or without monitoring).

### Illuminated emergency stop

Emergency stop with illumination that can be controlled as required.

### Components included in the set



124572 Locking module MGB-L1B-PNA-R-124572  
✓ Features

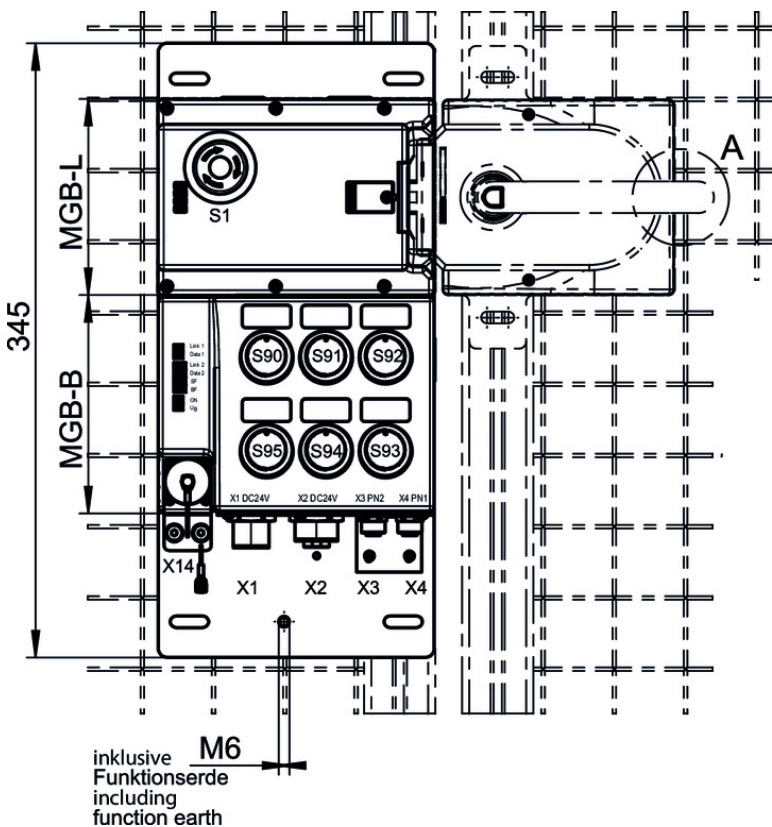


111838 Handle module MGB-H-AA1A6-R-111838  
✓ Features

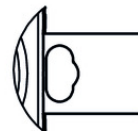


126320 Escape release MGB-E-A8-126320  
✓ Features

### Dimension drawing



Detail A  
Sperrverriegelung im  
ausgefahrenen Zustand  
Automatic lockoutbar in "open" position.



## Spare parts

---

- ▼ Evaluation module and bus module MGB-L1...-PN (guard locking by spring force) with 7 controls, 7/8" plug and M12 plug, RC12



**124572** MGB-L1B-PNA-R-124572

- ▼ Features

- › Guard locking with guard lock monitoring
  - › Emergency stop according to ISO 13850, illuminated
  - › 5 pushbuttons illuminated, 1 pushbutton not illuminated
  - › Including adhesive labels
  - › Connection via 7/8" and M12 plug
  - › Including terminal plug for enabling switch (RC12, 12-pin)
  - › Pre-assembled on mounting plates
  - › Integrated Profinet RT switch
  - › Unicode
- 

- ▼ Handle module MGB-H... with automatically extending lockout mechanism



**111838** MGB-H-AA1A6-R-111838

- ▼ Features

- › Intelligent bolt tongue
  - › Fold-out lockout mechanism
  - › Second automatically extending lockout mechanism
  - › Door handle
  - › Mounting plate
- 

## Miscellaneous accessories

---

- ▼ Lens set labeled



**120377** AY-SET-LNS-SY01-120377



**125359** AY-SET-LNS-SY02-125359



**126158** AY-SET-LNS-SY03-126158

- ▼ Lens set 5 colors



**120344** AY-SET-LNS-0001-120344

- ▼ Lens set 6 colors



**120378** AY-SET-LNS-0002-120378

- ▼ Adhesive labels

## **114529** MGB-A-PLATESET-NN01-114529

### ▼ Features

- › Adhesive labels suitable for MGB evaluation modules, bus modules and control modules
  - › silver, blank
  - › Packaging unit = 10 pcs.
- 

## Function expansion

---

### ▼ Door handle for MGB-H...



## **110277** MGB-A-DOORHANDLE-S1-110277

### ▼ Features

- › Aluminum silver anodized
  - › For mounting on all MGB handle modules MGB-H up to V2.0.0
- 

### ▼ Escape release module MGB-E... pre-assembled on mounting plate



## **126320** MGB-E-A8-126320

### ▼ Features

- › Escape release out of the danger area
  - › Mounted on mounting plate
  - › With red knob
  - › 118 mm long
- 

### ▼ Door knob for MGB-H...



## **111460** MGB-A-DOORKNOB-S1-111460

### ▼ Features

- › Aluminum, silver anodized
  - › For mounting on all MGB handle modules MGB-H... up to V2.0.0
  - › e.g. on sliding doors
- 

### ▼ Emergency unlocking for safety system MGB



## **112989** MGB-A-EMERGENCYRELEASE-112989

### ▼ Features

- › Quick emergency unlocking
  - › sealable
- 

### ▼ Extended actuation axis for MGB-E...



## **106761** AY-ERS-250-106761

---

## Enabling switch

---

### ▼ ZSB, housing G3, 3-stage, +/- pushbuttons, cable with plug connector RC12



**077029** ZSB077029

✓ Features

- › 3-stage function
  - › Housing G3
  - › Straight connection cable, 5 m
  - › Plug connector
  - › Two illuminated buttons
  - › Including holder
- 

✓ ZSA, 3-stage with cable and plug connector RC12



**097567** ZSA097567C2038

✓ Features

- › Housing G1
  - › 3-stage function
  - › Straight connection cable with plug connector, 10 m
  - › Direct connection to safety switch
- 



**092141** ZSA092141C2038

✓ Features

- › Housing G1
  - › 3-stage function
  - › Straight connection cable with plug connector, 5 m
  - › Direct connection to safety switch
- 



**100873** ZSA100873C2038

✓ Features

- › Housing G1
  - › 3-stage function
  - › Straight connection cable with plug connector, 25 m
  - › Direct connection to safety switch
- 



**099495** ZSA099495C2038

✓ Features

- › Housing G1
  - › 3-stage function
  - › Straight connection cable with plug connector, 15 m
  - › Direct connection to safety switch
- 

✓ ZSB, housing G3, 3-stage, +/- pushbuttons illuminated, cable with plug connector RC12



**085058** ZSB085058

✓ Features

- › 3-stage function
  - › Housing G3
  - › Straight connection cable, 12 m
  - › Plug connector
  - › Two illuminated buttons
  - › Including holder
- 

✓ ZSB, housing G1, 3-stage, +/- pushbuttons, cable with plug connector RC12



### 077040 ZSB077040

#### Features

- › Housing G1
- › 3-stage function
- › Straight connection cable, 5 m
- › Plug connector
- › 2 buttons

#### ZSM, + and - buttons, plug connector RC12



### 113290 ZSM2300-113290

#### Features

- › 3-stage function
- › + and - buttons
- › Plug connector
- › Straight connection cable, 13 m



### 099716 ZSM2300-099716

#### Features

- › 3-stage function
- › + and - buttons
- › Plug connector
- › Straight connection cable, 5 m

## Instructions

#### Betriebsanleitung Sicherheitssysteme MGB-L..B-PN.-... (PROFINET) mit Datenstruktur Typ B ab V3.30.0





	Doc. no.	Version	Language	Download
Betriebsanleitung Sicherheitssysteme MGB-L..B-PN.-... (PROFINET) mit Datenstruktur Typ B ab V3.30.0	115174	07-02/15		3.2 MB
Operating Instructions Safety Systems MGB-L..B-PN.-... (PROFINET) with Data Structure Type B from V3.30.0	115174	07-02/15		3.2 MB

#### Sicherheitsinformation (Teil der Betriebsanleitung Sicherheitssystem MGB-L.B-PN.-... (PROFINET)) ab V3.30.0





	Doc. no.	Version	Language	Download
Sicherheitsinformation (Teil der Betriebsanleitung Sicherheitssystem MGB-L.B-PN.-... (PROFINET)) ab V3.30.0 Safety Information (Part of the Operating Instructions Safety System MGB-L.B-PN.-... (PROFINET)) from V3.30.0	123621	02-03/15	 	0.2 MB

## Application example

▼ Anschluss MGB-L1B-PN... an Siemens S7 315F (TIA Portal V13)






	Doc. no.	Version	Language	Download
Anschluss MGB-L1B-PN... an Siemens S7 315F (TIA Portal V13)	AP000226	01-02/17		 1.5 MB
Connecting MGB-L1B-PN... to Siemens S7 315F (TIA Portal V13)	AP000226	01-02/17		 1.7 MB

▼ Anschluss MGB-L2B-PN... an Siemens S7 315F

	Doc. no.	Version	Language	Download
Anschluss MGB-L2B-PN... an Siemens S7 315F	AP000222	02-09/16		 2.0 MB
Connection of MGB-L2B-PN... to Siemens S7 315F	AP000222	02-09/16		 1.6 MB

## Declaration of conformity

▼ EU-Konformitätserklärung

	Doc. no.	Version	Language	Download
EU-Konformitätserklärung	2123624	06-01/17		 0.3 MB
Declaración UE de conformidad				
Déclaration UE de conformité				
Dichiarazione di conformità				
EU declaration of conformity			