

ITEM 126635 MGB-L1B-EIA-R-126635

Description	Technical data	Accessories	Downloads
-------------	----------------	-------------	-----------



Features

- › Guard locking with guard lock monitoring
- › Emergency stop according to ISO 13850, illuminated
- › 2 illuminated pushbuttons
- › Including adhesive labels
- › Connection via M12 plug
- › Pre-assembled on mounting plates
- › Unicode

Approvals



Mechanical values and environment

Housing material	Reinforced plastic, die-cast zinc nickel-plated, stainless steel
------------------	--

Weight		
	Net	3,1 kg
Ambient temperature		
	At $U_B = 24V$ DC	-20 ... 55 °C
Degree of protection		IP54
Resilience to vibration		In accordance with EN 60947-5-3
Mechanical life		
		1×10^6
In case of use as door stop, and 1 Joule impact energy		$0,1 \times 10^6$
Installation position		Door hinge DIN right
Reaction time		
	Emergency stop / machine stop	Switch-off timemax.100 ms [1]
	Door position	Switch-off timemax.250 ms [2]
	Bolt position	Switch-off timemax.250 ms [3]
	Guard locking	Switch-off timemax.250 ms [4]
Switching frequency		0,25 Hz
Connection		
		M12 Power, A-coded [5]
		M12 Power, A-coded [6]
	Ethernet/IP cable, Cat. 5e min.	M12 D-coded, screened [7]
	Ethernet/IP cable, Cat. 5e min.	M12 D-coded, screened [8]
Guard locking principle		Closed-circuit current principle
Locking force F_{Zh}		2000 N

Electrical connection ratings

Current consumption		max.500 mA
Rated insulation voltage U_i		75 V
Rated impulse withstand voltage U_{imp}		0,5 kV
Maximum feed-in current in the connection block		
	X1, X2	max.4000 mA
EMC protection requirements		In accordance with EN 61000-4 and EN 61326-3-1
Degree of contamination (external, according to EN 60947-1)		3
Connecting cable		
	Ethernet	Ethernet/IP cable, Cat. 5e min.
Safety class		III
Transponder coding		Unicode
		Power supply X1
Operating voltage DC		
	L1	24 V DC -15% ... 10% [9]
Auxiliary voltage DC		
	L2	24 V DC -15% ... +10% [10]
Fusing		
	external	Slow blowmin.1 A

		Power supply X2
Operating voltage DC	L1	24 V DC -15% ... 10% [11]
Auxiliary voltage DC	L2	24 V DC -15% ... +10% [12]

Interface, bus

Data interface	Ethernet	
Data protocol	Bus protocol	Ethernet/IP
	Safety protocol	CIP Safety

Operating distance

Assured switch-off distance S_{ar}		
	Door position	max.65 mm

Controls and indicators

Assignment diagram	B0
Assignment diagram	L1
Control/indicator	
	Position 1
Version	Emergency stop illuminated
Special features	With adhesive ring
Color	
Switching element	2 pos. driven NC
Slide-in label	
Control/indicator	
	Position 2
Version	Illuminated push buttons
Special features	
Color	
Switching element	1NO
Slide-in label	
Control/indicator	
	Position 3
Version	Illuminated push buttons
Special features	
Color	
Switching element	1NO
Slide-in label	

Miscellaneous

Additional feature	Incl. cover set ID. No. 120344
Product version number	V1.2
Slide-in label	2 pcs. without marking

Reliability values acc. to EN ISO 13849-1

Monitoring of guard locking and the safety guard position	
Category	4
Performance Level	PL e
PFH _D	3.37×10^{-9} [13]
Diagnostic Coverage (DC)	99
Control of the guard locking	
Category	4
Performance Level	PL e
PFH _D	4.91×10^{-9} [14]
Emergency stop	
B10 _D	0.1 x 10 ⁶
Emergency stop	
Emergency-stop evaluation	
Category	4
Performance Level	PL e
PFH _D	3.05×10^{-9} [15]

Safety Integrity Level	SIL 3 (EN 62061:2005)
Mission time	20

[1, 2, 3, 4] The reaction time is the max. time between the change in the input status and the deletion of the corresponding bit in the bus protocol.

[5] X1

[6] X2

[7] X3

[8] X4

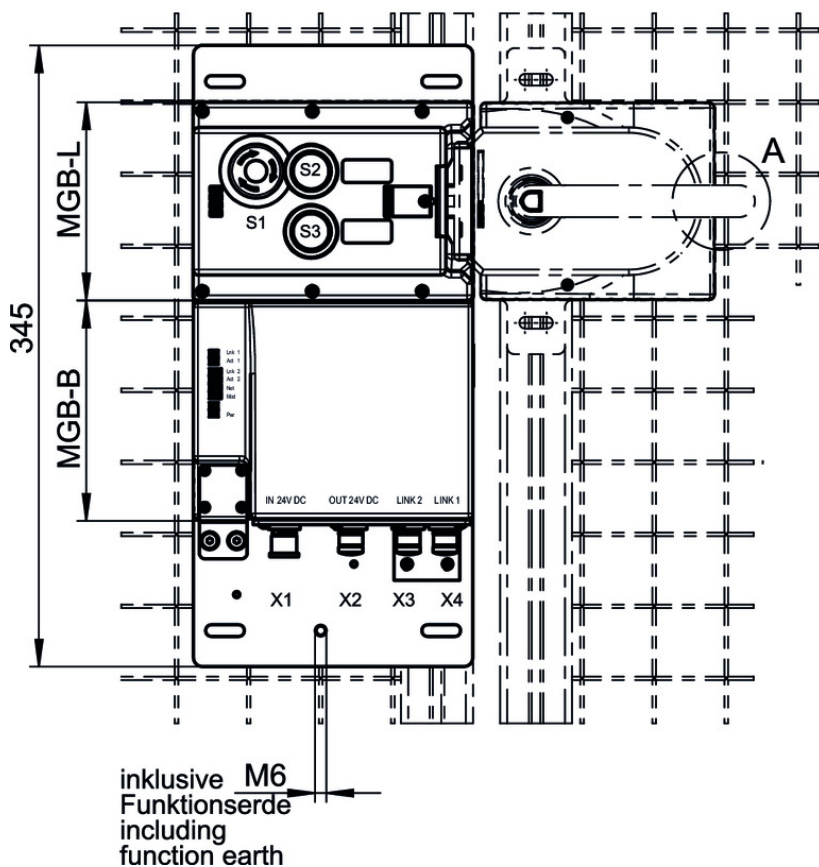
[9] (Reverse polarity protected, regulated, residual ripple <5%, PELV)

[10] The auxiliary voltage is not required for the MGB system

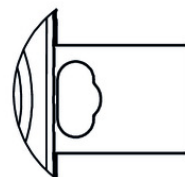
[11, 12] For looping through for connected devices

[13, 14, 15] Fixed failure rate without consideration of faults in wearing parts.

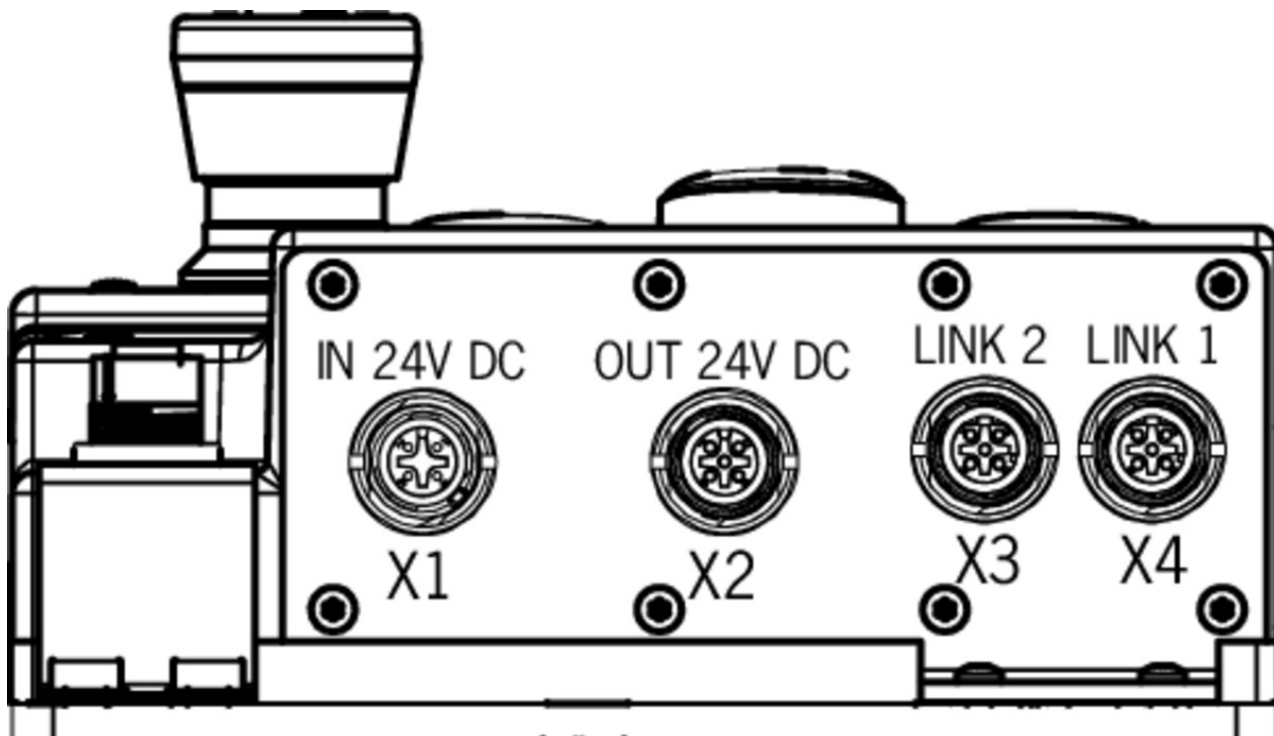
Dimension drawing



Detail A
Sperrverriegelung im
ausgefahrenen Zustand
Automatic lockoutbar in "open" position.



Wiring diagram



Miscellaneous accessories

- ✓ Lens set 5 colors



120344 AY-SET-LNS-0001-120344

▼ Lens set 6 colors



120378 AY-SET-LNS-0002-120378

▼ Lens set labeled



120377 AY-SET-LNS-SY01-120377



125359 AY-SET-LNS-SY02-125359



126158 AY-SET-LNS-SY03-126158

▼ Adhesive labels

114529 MGB-A-PLATESET-NN01-114529

▼ Features

- › Adhesive labels suitable for MGB evaluation modules, bus modules and control modules
- › silver, blank
- › Packaging unit = 10 pcs.

Function expansion

▼ Emergency unlocking for safety system MGB



112989 MGB-A-EMERGENCYRELEASE-112989







▼ Features

- › Quick emergency unlocking
- › sealable


Instructions

▼ Betriebsanleitung Sicherheitssysteme MGB-L..B-EI-... (Ethernet/IP) mit Datenstruktur Typ A

	Doc. no.	Version	Language	Download
Betriebsanleitung Sicherheitssysteme MGB-L..B-EI-... (Ethernet/IP) mit Datenstruktur Typ A	2126330	07-08/17		2.8 MB





Manual de instrucciones Sistemas de seguridad MGB-L..B-EI-... (Ethernet/IP) y con estructura de datos de tipo A	2126330	07-08/17		 2.8 MB
Instrucțiuni de utilizare Sisteme de siguranță MGB-L..B-EI-... (Ethernet/IP) și cu structură de date tip A	2126330	07-08/17		 3.0 MB
Operating Instructions Safety Systems MGB-L..B-EI-... (Ethernet/IP) With Data Structure Type A	2126330	07-08/17		 2.8 MB


 **Informații privind siguranța și întreținerea MGB-L.B-EI-... (Ethernet/IP)**





	Doc. no.	Version	Language	Download
Sicherheitsinformation und Wartung Sicherheitssystem MGB-L.B-EI-... (Ethernet/IP) Safety Information and Maintenance Safety System MGB-L.B-EI-... (Ethernet/IP) Información de seguridad y mantenimiento Sistema de seguridad MGB-L.B-EI-... (Ethernet/IP)	126331	01-01/16	  	 0.3 MB
Informații privind siguranța și întreținerea MGB-L.B-EI-... (Ethernet/IP)	126331	01-01/16		 0.2 MB

Application example





 **AOI für MGB-L1B-EI... an Allen Bradley ControlLogix**

	Doc. no.	Version	Language	Download
AOI für MGB-L1B-EI... an Allen Bradley ControlLogix	AP000224	01-07/16		 0.8 MB
AOI for MGB-L1B-EI... on Allen Bradley ControlLogix	AP000224	01-07/16		 0.9 MB

 **Anschluss MGB-L1B-EI... an Allen Bradley ControlLogix**

	Doc. no.	Version	Language	Download
Anschluss MGB-L1B-EI... an Allen Bradley ControlLogix	AP000223	03-08/16		 0.7 MB
Connection of MGB-L1B-EI... to Allen Bradley ControlLogix	AP000223	03-08/16		 0.7 MB

 **MGB-L1B-EI... an Allen Bradley ControlLogix mit Gateway im Netz**

	Doc. no.	Version	Language	Download
MGB-L1B-EI... an Allen Bradley ControlLogix mit Gateway im Netz	AP000228	01-05/17		 0.6 MB
MGB-L1B-EI... on Allen Bradley ControlLogix with Gateway in Network	AP000228	01-05/17		 0.6 MB

Declaration of conformity

 **EU-Konformitätserklärung**

Doc. no.	Version	Language	Download
-----------------	----------------	-----------------	-----------------

EU-Konformitätserklärung
Declaración UE de conformidad
Déclaration UE de conformité
Dichiarazione di conformità
EU declaration of conformity

2123624 06-01/17



 0.3 MB