

ITEM 001733 EGT1-5000

Description	Technical data	Accessories	Downloads
-------------	----------------	-------------	-----------



Features

- › With snap-action switching element
- › Plunger material stainless steel
- › Any installation position

Switching element

Snap-action switching contact, 1 changeover contact

⚠ Single hole fixing limit switches must not be used as an end stop.

Approvals



Mechanical values and environment

Design	Thread M14 x 1
--------	----------------

Housing material		
	Sleeve	Brass, nickel-plated
	Threaded section	Brass, nickel-plated
Ambient temperature		
	Cable static	-25 ... 80 °C
Degree of protection		IP67
Mechanical life		1 x 10 ⁶
Contact material		Silver alloy, gold-plated
Switching principle		Snap-action switching contact
Repeat accuracy (absolute)		±0,01 mm [1]
Installation position		Any
Number of NC contacts		1 [2]
Number of NO contacts		1 [3]
Connection		PUR cable [4]
Cable length		5 m
Approach speed		0,01 ... 8 m/min
Actuating element		Ball plunger [5]
Actuating force		
	Approx.	20 N

Electrical connection ratings

Utilization category according to EN 60947-5-1		
	AC-15	0.5A 230V
	DC-13	0.6A 24V
Short circuit protection according to IEC 60269-1		2A gG
Rated insulation voltage U _i		250 V
Rated impulse withstand voltage U _{imp}		2,5 kV
Switching voltage		
	min.	12 V
Switching current		
	Min. at 24V	10 mA
Connection cross-section		0,5 mm ²

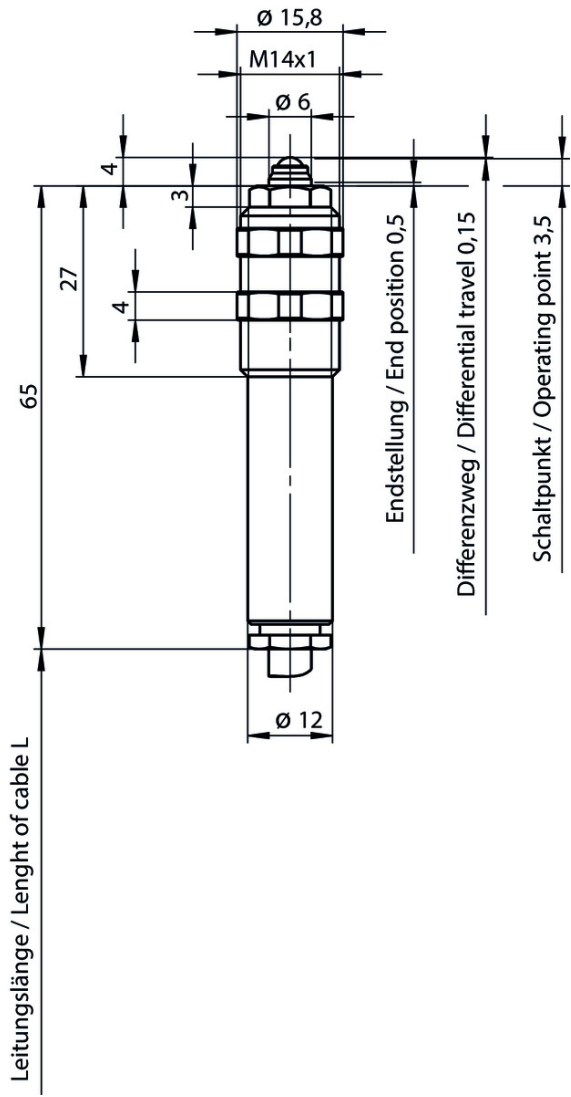
[1] On axial actuation in the retracted state after approx. 2000 operating cycles

[2, 3] Changeover contact

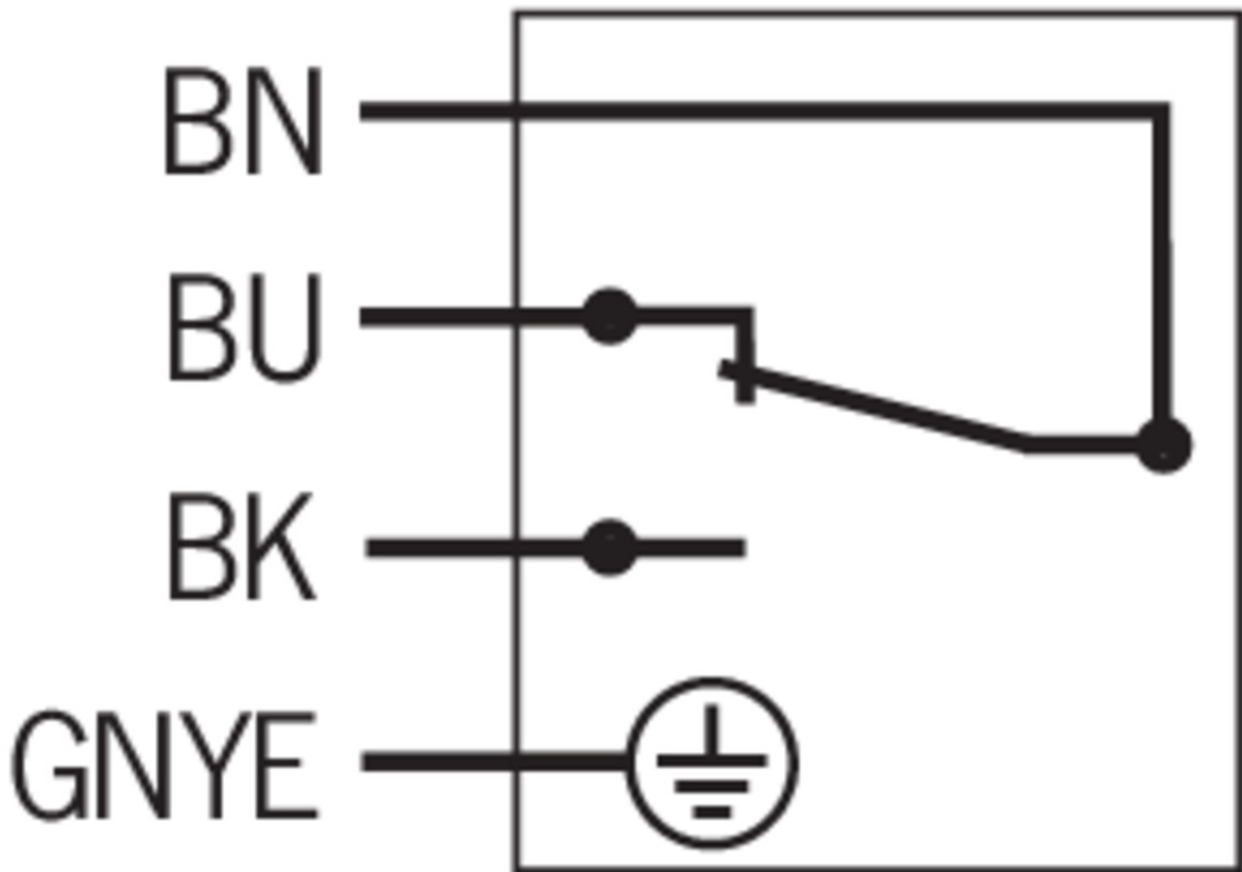
[4] Four-core

[5] Short

Dimension drawing



Wiring diagram



Catalogs












- Positionsschalter und Reihengrenztaster Position Switches and Multiple Limit Switches Interrupteurs de position et boîtiers multipistes

	Doc. no.	Version	Language	Download
Positionsschalter und Reihengrenztaster	157835	01-03/18		4.1 MB
Interrupteurs de position et boîtiers multipistes	157837	01-03/18		4.1 MB
Position Switches and Multiple Limit Switches	157836	01-03/18		4.1 MB

Declaration of conformity

- EU prohlášení o shodě

	Doc. no.	Version	Language	Download
EU-Konformitätserklärung Declaración UE de conformidad Déclaration UE de conformité Dichiarazione di conformità EU declaration of conformity	2077153	25-02/17	 	0.3 MB

EU prohlášení o shodě	2077153	25-02/17		 0.5 MB
EU-overensstemmelseserklæring				
Δήλωση συμμόρφωσης της ΕΕ				
EU-vaatimustenmukaisuusvakuutus				
EU-típusbizonyítvány				
EU-conformiteitsverklaring				
Deklaracja zgodności UE				
Declaração de Conformidade UE				
Declarația de conformitate UE				
EÚ vyhlásenie o zhode				

CAD data

CAD data for this item on TraceParts