

## ITEM 019727 EGT1SEM4

| Description | Technical data | Accessories | Downloads |
|-------------|----------------|-------------|-----------|
|-------------|----------------|-------------|-----------|



### Features

- › With snap-action switching element
- › Plunger material stainless steel
- › Any installation position

### Switching element

Snap-action switching contact, 1 changeover contact

⚠ Single hole fixing limit switches must not be used as an end stop.

### Approvals



### Mechanical values and environment

|        |                |
|--------|----------------|
| Design | Thread M14 x 1 |
|--------|----------------|

|                            |                               |                      |
|----------------------------|-------------------------------|----------------------|
| Housing material           | Sleeve                        | Brass, nickel-plated |
|                            | Threaded section              | Brass, nickel-plated |
| Ambient temperature        | -25 ... 80 °C                 |                      |
| Degree of protection       | IP67 <b>[1]</b>               |                      |
| Mechanical life            | 1 x 10 <sup>6</sup>           |                      |
| Contact material           | Silver alloy, gold-plated     |                      |
| Switching principle        | Snap-action switching contact |                      |
| Repeat accuracy (absolute) | ±0,01 mm <b>[2]</b>           |                      |
| Installation position      | Any                           |                      |
| Number of NC contacts      | 1 <b>[3]</b>                  |                      |
| Number of NO contacts      | 1 <b>[4]</b>                  |                      |
| Connection                 | Plug connector M12 <b>[5]</b> |                      |
| Approach speed             | 0,01 ... 8 m/min              |                      |
| Actuating element          | Ball plunger <b>[6]</b>       |                      |
| Actuating force            | Approx.                       | 20 N                 |

### Electrical connection ratings

|   |             |          |
|---|-------------|----------|
| Utilization category according to EN 60947-5-1    | DC-13       | 0.6A 24V |
|   | AC-12       | 0.5A 50V |
| Short circuit protection according to IEC 60269-1 | 2A gG       |          |
| Rated insulation voltage U <sub>i</sub>           | 50 V        |          |
| Rated impulse withstand voltage U <sub>imp</sub>  | 2,5 kV      |          |
| Switching voltage                                 | min.        | 12 V     |
| Switching current                                 | Min. at 24V | 10 mA    |

**[1]** Mating connector inserted and screwed tight.

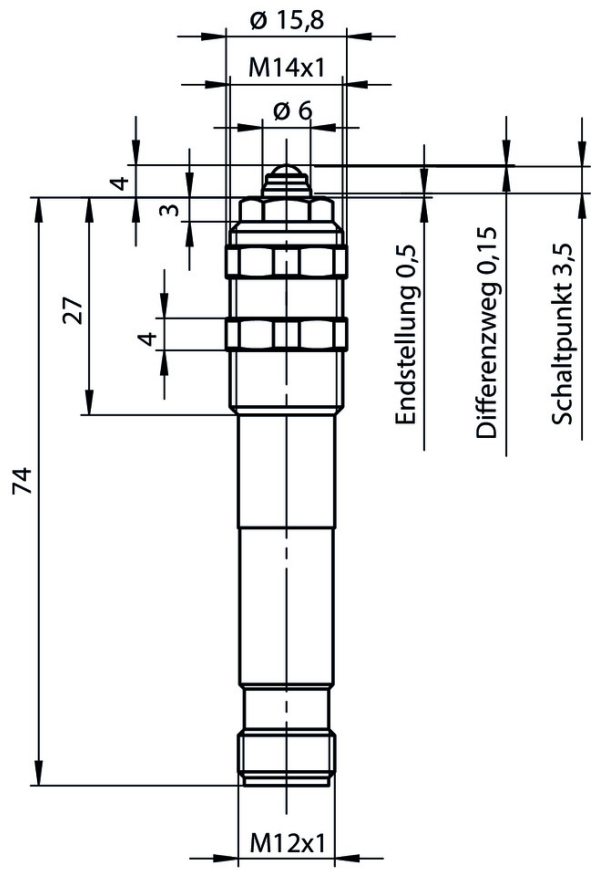
**[2]** On axial actuation in the retracted state after approx. 2000 operating cycles

**[3, 4]** Changeover contact

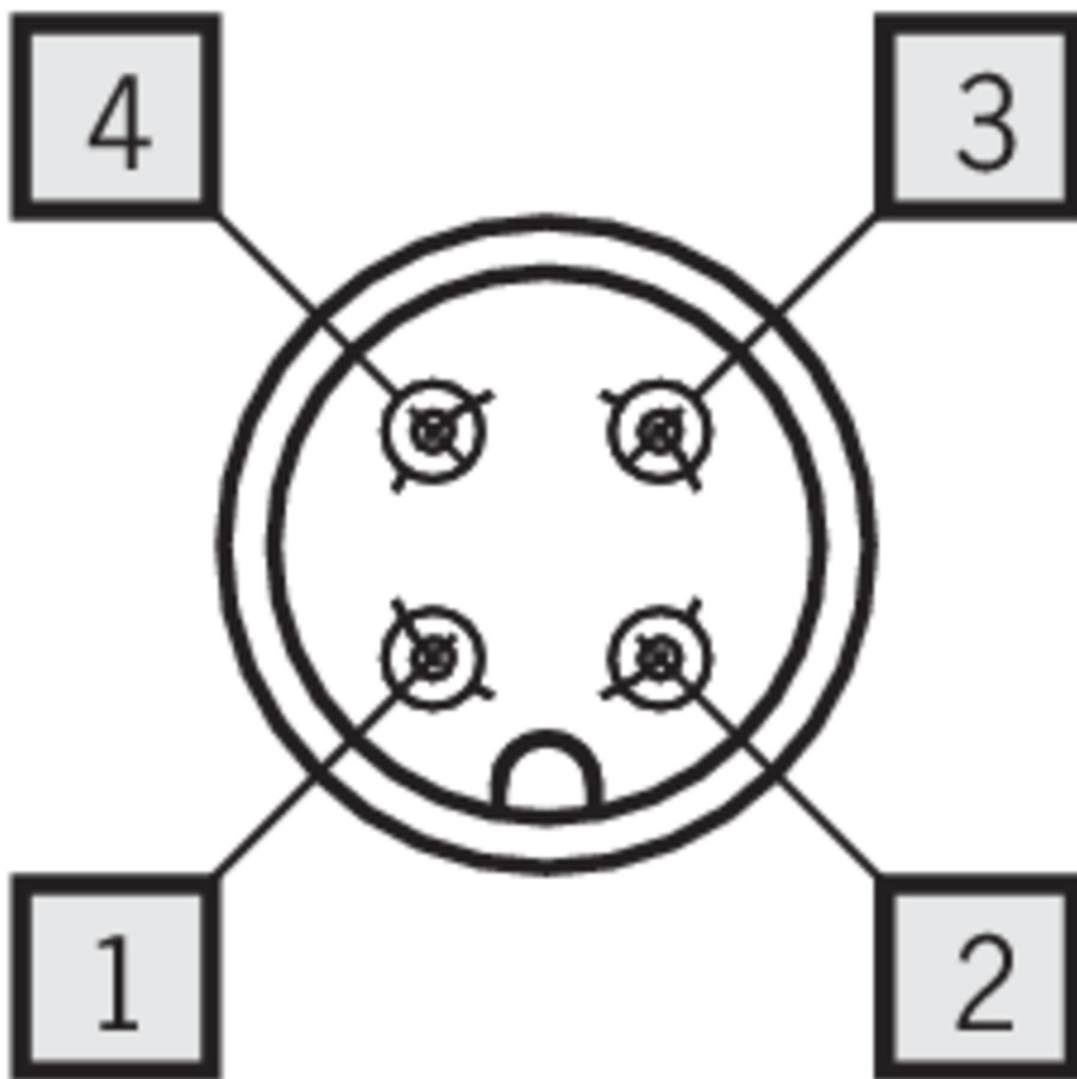
**[5]** 4-pin

**[6]** Short

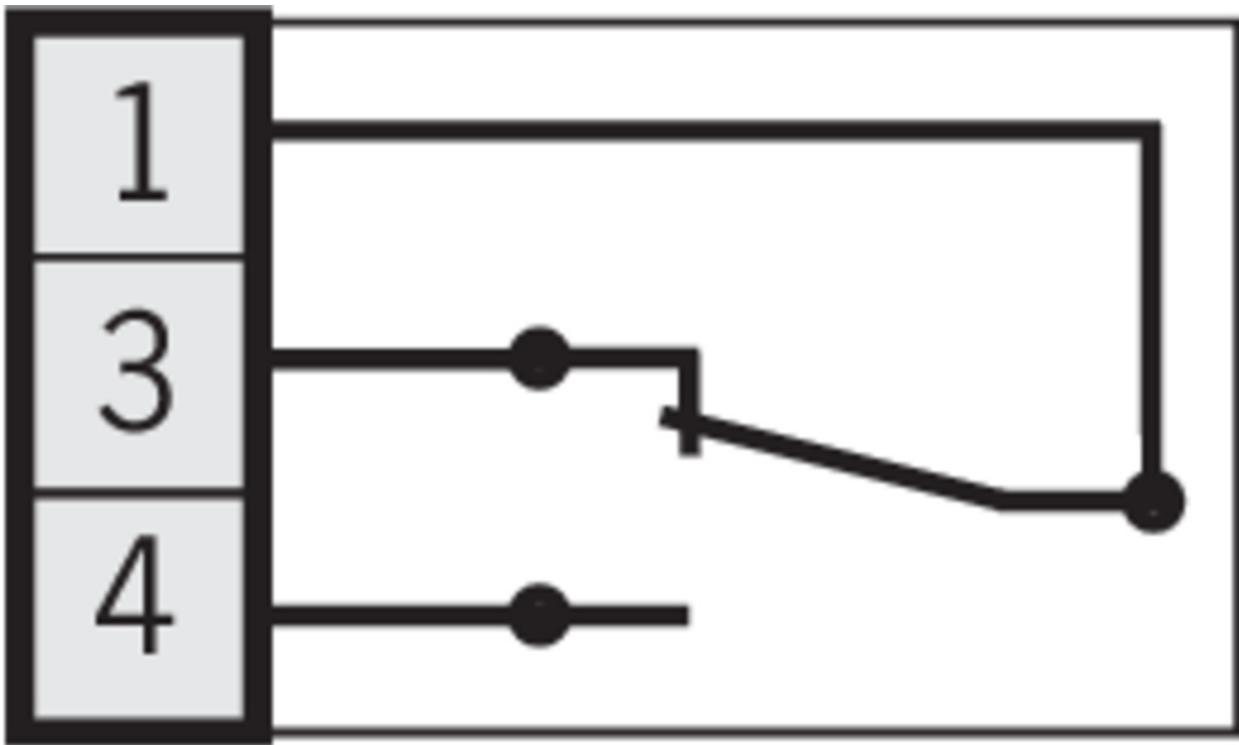
# Dimension drawing



Wiring diagram



## Wiring diagrams



## Catalogs












- Positionsschalter und Reihengrenztaster Position Switches and Multiple Limit Switches  
Interrupteurs de position et boîtiers multipistes

|   | Doc. no. | Version  | Language | Download |
|---|----------|----------|----------|----------|
| Positionsschalter und Reihengrenztaster           | 157835   | 01-03/18 |          | 4.1 MB   |
| Interrupteurs de position et boîtiers multipistes | 157837   | 01-03/18 |          | 4.1 MB   |
| Position Switches and Multiple Limit Switches     | 157836   | 01-03/18 |          | 4.1 MB   |

## Declaration of conformity

- EU prohlášení o shodě

|  | Doc. no. | Version  | Language         | Download |
|--|----------|----------|------------------|----------|
| EU-Konformitätserklärung<br>Declaración UE de conformidad<br>Déclaration UE de conformité<br>Dichiarazione di conformità<br>EU declaration of conformity | 2077153  | 25-02/17 | <br><br><br><br> | 0.3 MB   |

|                                 |         |          |   |   |
|---------------------------------|---------|----------|---|---|
| EU prohlášení o shodě           | 2077153 | 25-02/17 |   |  0.5 MB |
| EU-overensstemmelseserklæring   |         |          |  |   |
| Δήλωση συμμόρφωσης της ΕΕ       |         |          |  |   |
| EU-vaatimustenmukaisuusvakuutus |         |          |  |   |
| EU-típusbizonyítvány            |         |          |  |   |
| EU-conformiteitsverklaring      |         |          |  |   |
| Deklaracja zgodności UE         |         |          |  |   |
| Declaração de Conformidade UE   |         |          |  |   |
| Declarația de conformitate UE   |         |          |  |   |
| EÚ vyhlásenie o zhode           |         |          |  |   |

**CAD data**

CAD data for this item on TraceParts