

## ITEM 075644 EGT1/4ASEM4C1802

Description	Technical data	Accessories	Downloads
-------------	----------------	-------------	-----------



### Features

- › With reed contact
- › Plunger material stainless steel
- › Any installation position
- › For mating connector with LED display

### Switching element

Reed contact, 1 NO contact

⚠ Never switch incandescent lamps. Not even for test purposes. Single hole fixing limit switches must not be used as an end stop.

### Approvals



### Mechanical values and environment

Design	Thread M14 x 1
Housing material	
Sleeve	Brass, nickel-plated
Threaded section	Stainless steel
Ambient temperature	
Cable static	-25 ... 80 °C
Degree of protection	IP67 <b>[1]</b>
Mechanical life	30 x 10 <sup>6</sup>
Contact material	Rhodium
Switching principle	Reed contact
Repeat accuracy (absolute)	±0,01 mm <b>[2]</b>
Installation position	Any
Number of NO contacts	1
Connection	Plug connector M12 <b>[3]</b>
Approach speed	max.8 m/min
Actuating element	Ball plunger <b>[4]</b>
Actuating force	
Approx.	16 N

### Electrical connection ratings

Utilization category according to EN 60947-5-1	
DC-13	0.3A 24V
AC-12	0.3A 30V
Short circuit protection according to IEC 60269-1	0.4A gG
Rated insulation voltage U <sub>i</sub>	50 V
Switching voltage	
min.	1 V
Switching current	
Min. at 24V	1 mA

### Miscellaneous

C number	
C1802	Special wiring

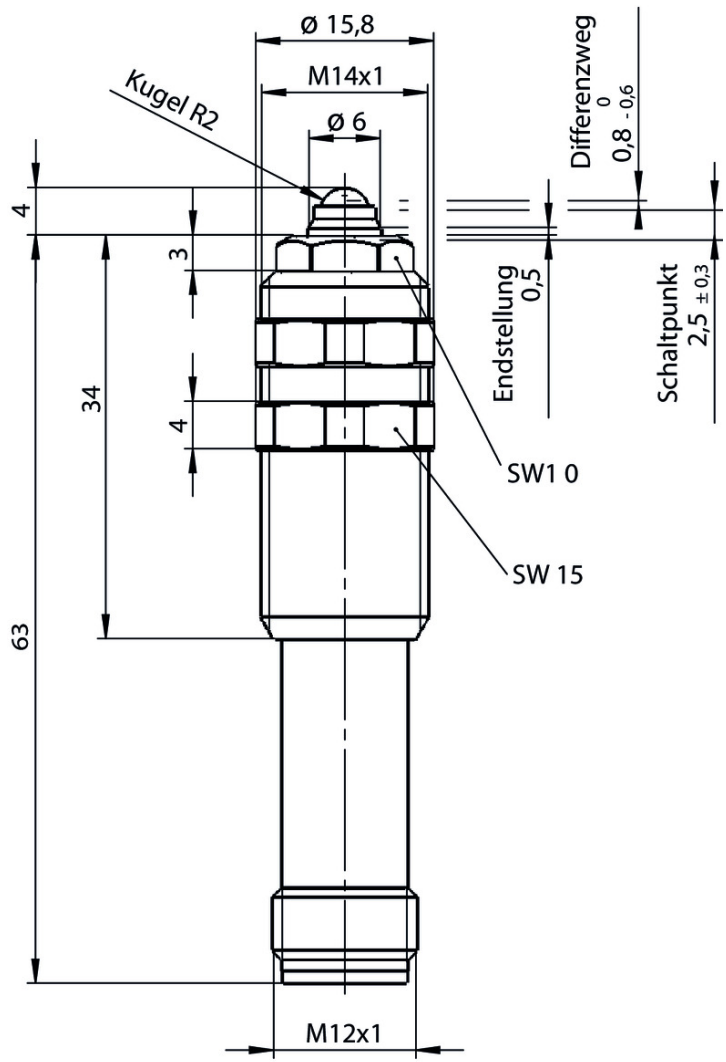
**[1]** Mating connector inserted and screwed tight.

**[2]** On axial actuation in the retracted state after approx. 2000 operating cycles

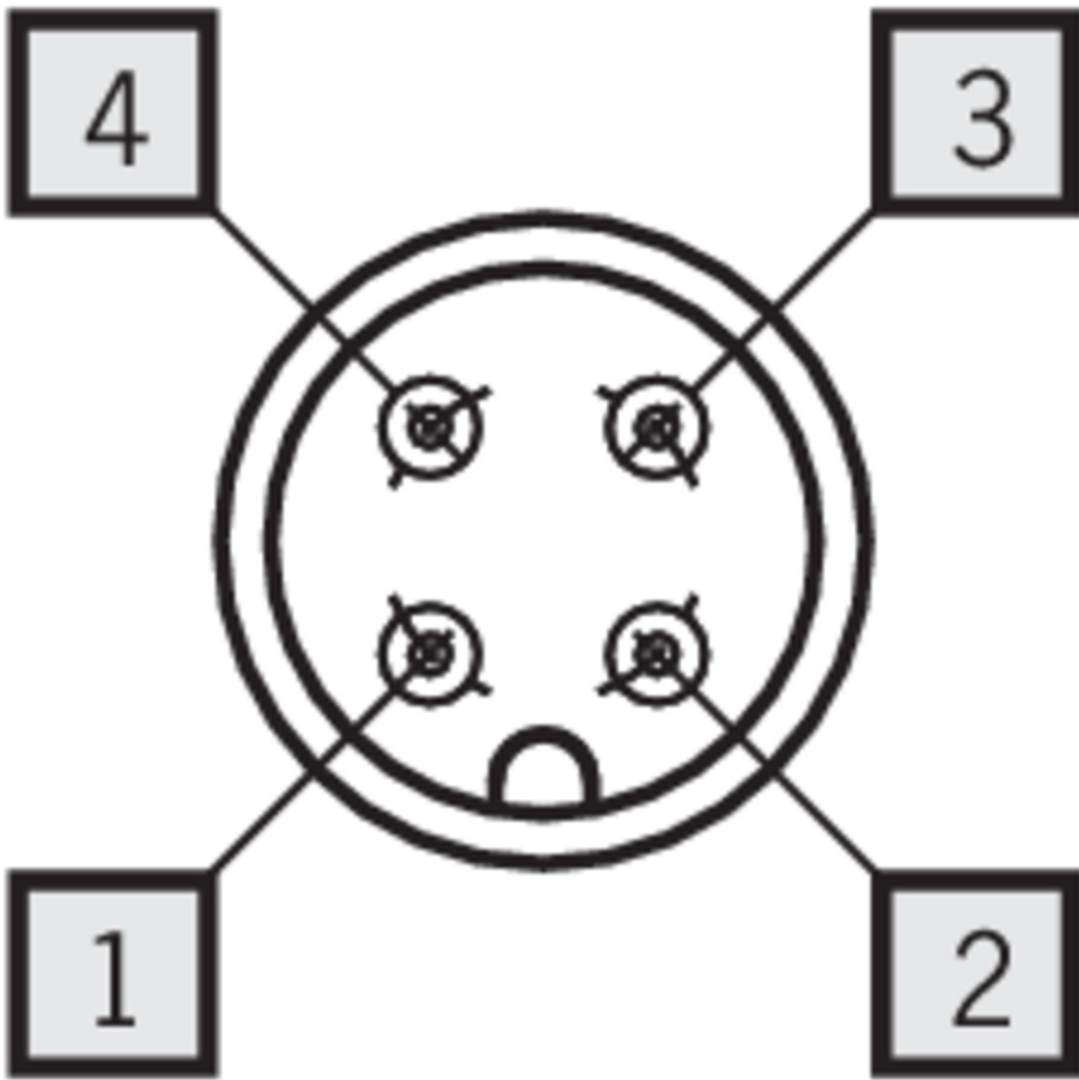
**[3]** 4-pin

**[4]** Short

**Dimension drawing**



Wiring diagram









Wiring diagram



## Catalogs

- Positionsschalter und Reihengrenztaster Position Switches and Multiple Limit Switches  
Interrupteurs de position et boîtiers multipistes

	Doc. no.	Version	Language	Download
Positionsschalter und Reihengrenztaster	157835	01-03/18		 4.1 MB
Interrupteurs de position et boîtiers multipistes	157837	01-03/18		 4.1 MB
Position Switches and Multiple Limit Switches	157836	01-03/18		 4.1 MB

## Declaration of conformity

- EU prohlášení o shodě

	Doc. no.	Version	Language	Download
EU-Konformitätserklärung Declaración UE de conformidad Déclaration UE de conformité Dichiarazione di conformità EU declaration of conformity	2077153	25-02/17	    	 0.3 MB
EU prohlášení o shodě EU-overensstemmelseserklæring Δήλωση συμμόρφωσης της ΕΕ EU-vaatimustenmukaisuusvakuutus EU-típusbizonyítvány EU-conformiteitsverklaring Deklaracja zgodności UE Declaração de Conformidade UE Declarația de conformitate UE EÚ vyhlásenie o zhode	2077153	25-02/17	        	 0.5 MB

## CAD data

CAD data for this item on TraceParts