

ITEM 076154 EGM12-4000C1791

Description	Technical data	Accessories	Downloads
-------------	----------------	-------------	-----------



Features

- › With snap-action switching element
- › Plunger material stainless steel
- › Any installation position

Switching element

Snap-action switching contact, 1 changeover contact

⚠ Single hole fixing limit switches must not be used as an end stop.

Approvals



Mechanical values and environment

Design	Thread M12 x 1
Housing material	Stainless steel

Ambient temperature	Cable static	-20 ... 80 °C
Degree of protection		IP65
Mechanical life		1 x 10 ⁶
Contact material		Silver alloy, gold-plated
Switching principle		Snap-action switching contact
Repeat accuracy (absolute)		±0,01 mm [1]
Installation position		Any
Number of NC contacts		1 [2]
Number of NO contacts		1 [3]
Connection		PUR cable [4]
Cable length		4 m
Approach speed		0,01 ... 8 m/min
Actuating element		Flat plunger [5]
Actuating force	Approx.	16 N

Electrical connection ratings

Utilization category according to EN 60947-5-1	AC-15	0.5A 230V
	DC-13	0.6A 24V
Short circuit protection according to IEC 60269-1		2A gG
Rated insulation voltage U _i		250 V
Rated impulse withstand voltage U _{imp}		2,5 kV
Switching voltage	min.	12 V
Switching current	Min. at 24V	10 mA
Connection cross-section		0,5 mm ²

Miscellaneous

C number	C1791	standard
----------	-------	----------

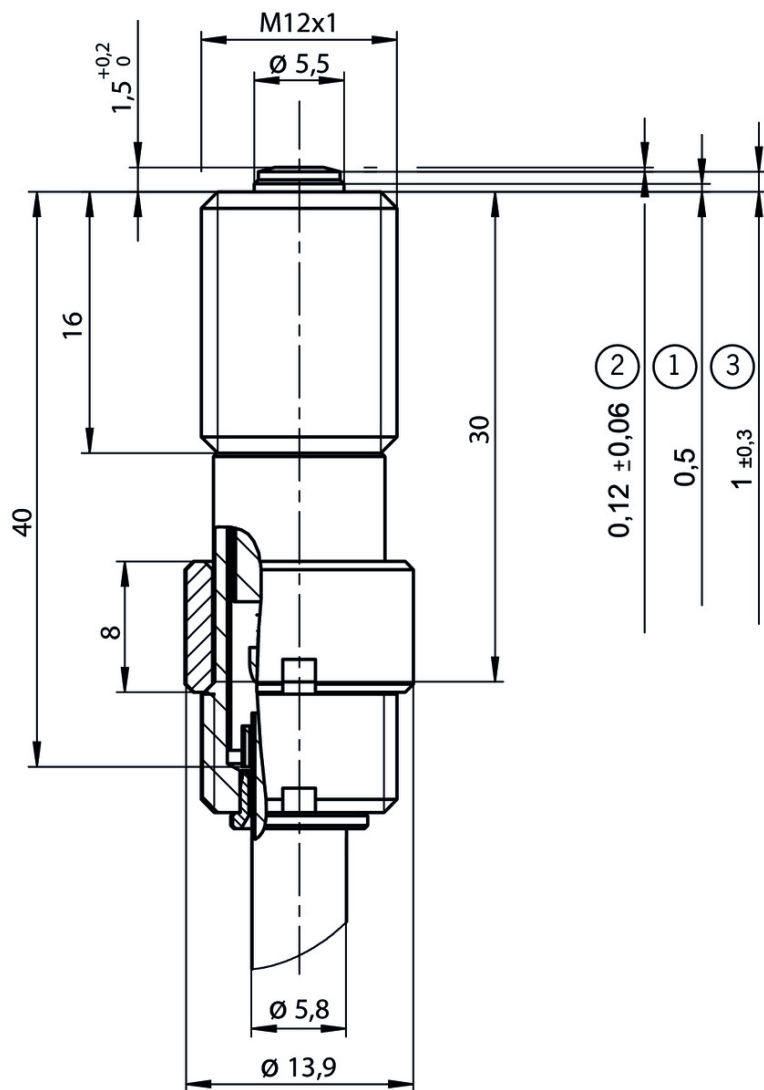
[1] On axial actuation in the retracted state after approx. 2000 operating cycles

[2, 3] Changeover contact

[4] Three-core

[5] Short

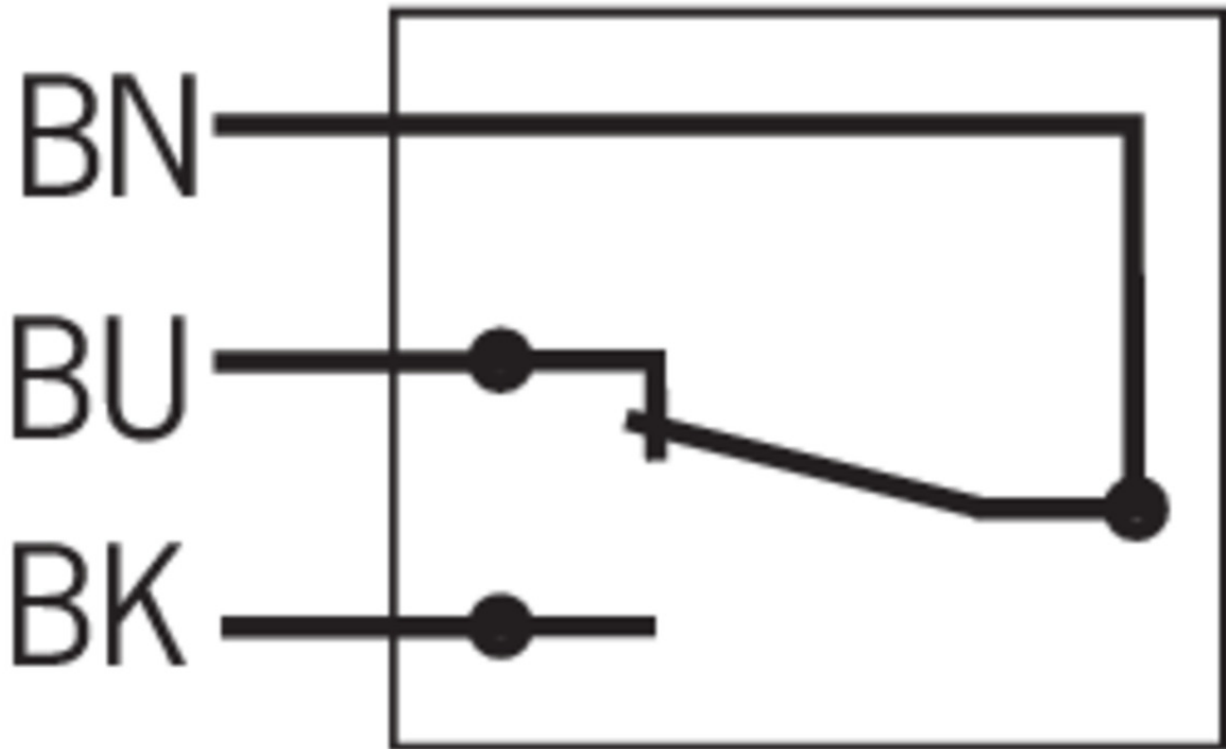
Dimension drawing



Legende

- 1 End position
- 2 Differential travel
- 3 Operating point

C1791



Catalogs












- Positionsschalter und Reihengrenztaster Position Switches and Multiple Limit Switches Interrupteurs de position et boîtiers multipistes

	Doc. no.	Version	Language	Download
Positionsschalter und Reihengrenztaster	157835	01-03/18		4.1 MB
Interrupteurs de position et boîtiers multipistes	157837	01-03/18		4.1 MB
Position Switches and Multiple Limit Switches	157836	01-03/18		4.1 MB

Declaration of conformity

- EU prohlášení o shodě

	Doc. no.	Version	Language	Download
EU-Konformitätserklärung Declaración UE de conformidad Déclaration UE de conformité Dichiarazione di conformità EU declaration of conformity	2077153	25-02/17	 	0.3 MB

EU prohlášení o shodě	2077153	25-02/17		 0.5 MB
EU-overensstemmelseserklæring				
Δήλωση συμμόρφωσης της ΕΕ				
EU-vaatimustenmukaisuusvakuutus				
EU-típusbizonyítvány				
EU-conformiteitsverklaring				
Deklaracja zgodności UE				
Declaração de Conformidade UE				
Declarația de conformitate UE				
EÚ vyhlásenie o zhode				

CAD data

CAD data for this item on TraceParts