

ITEM 077347 EGT1SEM4C1832

Description	Technical data	Accessories	Downloads
-------------	----------------	-------------	-----------



Features

- › Suitable for aggressive coolant, diaphragm made of Viton
- › With snap-action switching element
- › Plunger material stainless steel
- › Any installation position

Switching element

Snap-action switching contact, 1 changeover contact
⚠ Single hole fixing limit switches must not be used as an end stop.

Approvals



Mechanical values and environment

Design	Thread M14 x 1
Housing material	
Sleeve	Brass, nickel-plated
Threaded section	Brass, nickel-plated
Ambient temperature	-5 ... 80 °C
Degree of protection	IP67 [1]
Mechanical life	1 x 10 ⁶
Contact material	Silver alloy, gold-plated
Switching principle	Snap-action switching contact
Repeat accuracy (absolute)	±0,01 mm [2]
Installation position	Any
Number of NC contacts	1 [3]
Number of NO contacts	1 [4]
Connection	Plug connector M12 [5]
Approach speed	0,01 ... 8 m/min
Actuating element	Ball plunger [6]
Actuating force	
Approx.	16 N

Electrical connection ratings

Utilization category according to EN 60947-5-1	
DC-13	0.6A 24V
AC-12	0.5A 50V
Short circuit protection according to IEC 60269-1	2A gG
Rated insulation voltage U _i	50 V
Rated impulse withstand voltage U _{imp}	2,5 kV
Switching voltage	
min.	12 V
Switching current	
Min. at 24V	10 mA

Miscellaneous

C number	
C1832	diaphragm made out of Viton

[1] Mating connector inserted and screwed tight.

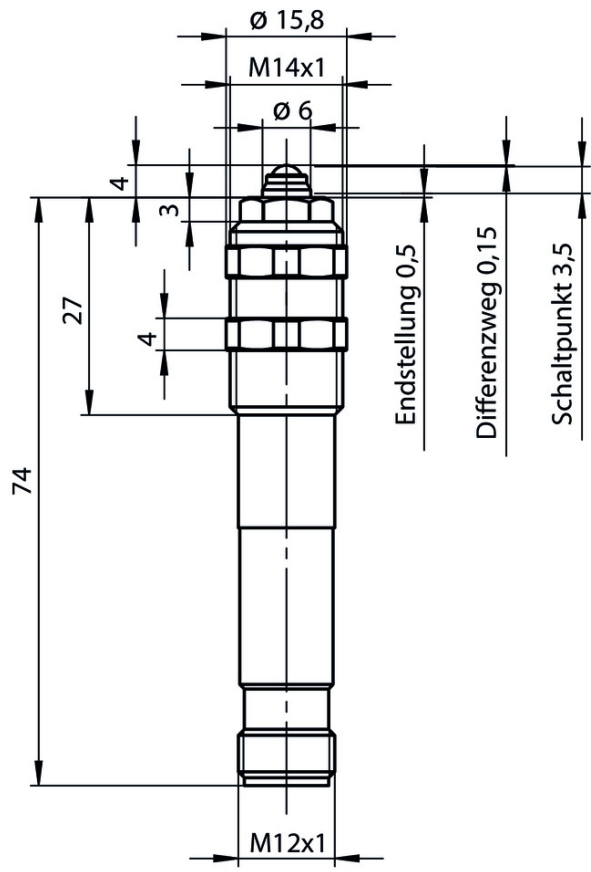
[2] On axial actuation in the retracted state after approx. 2000 operating cycles

[3, 4] Changeover contact

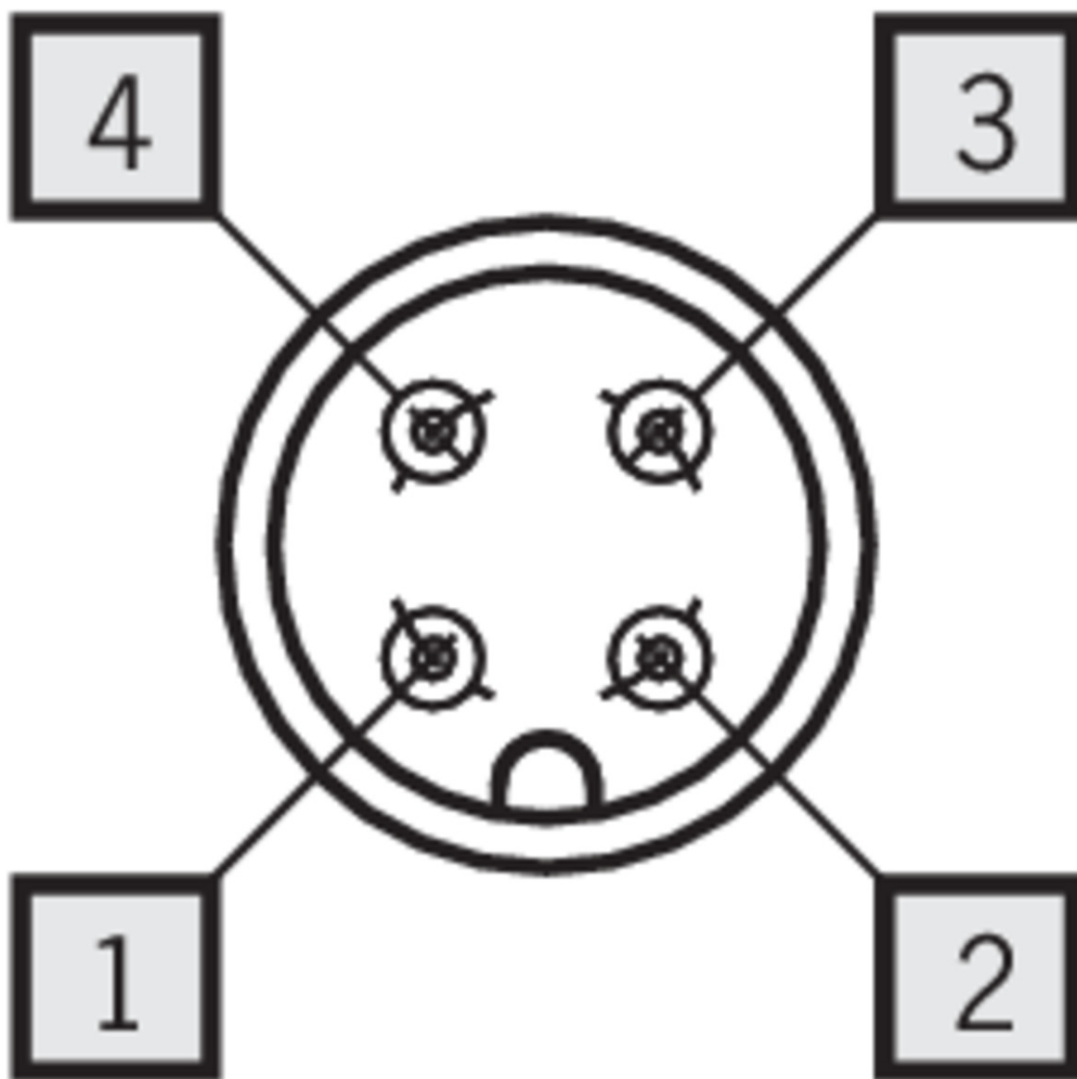
[5] 4-pin

[6] Short

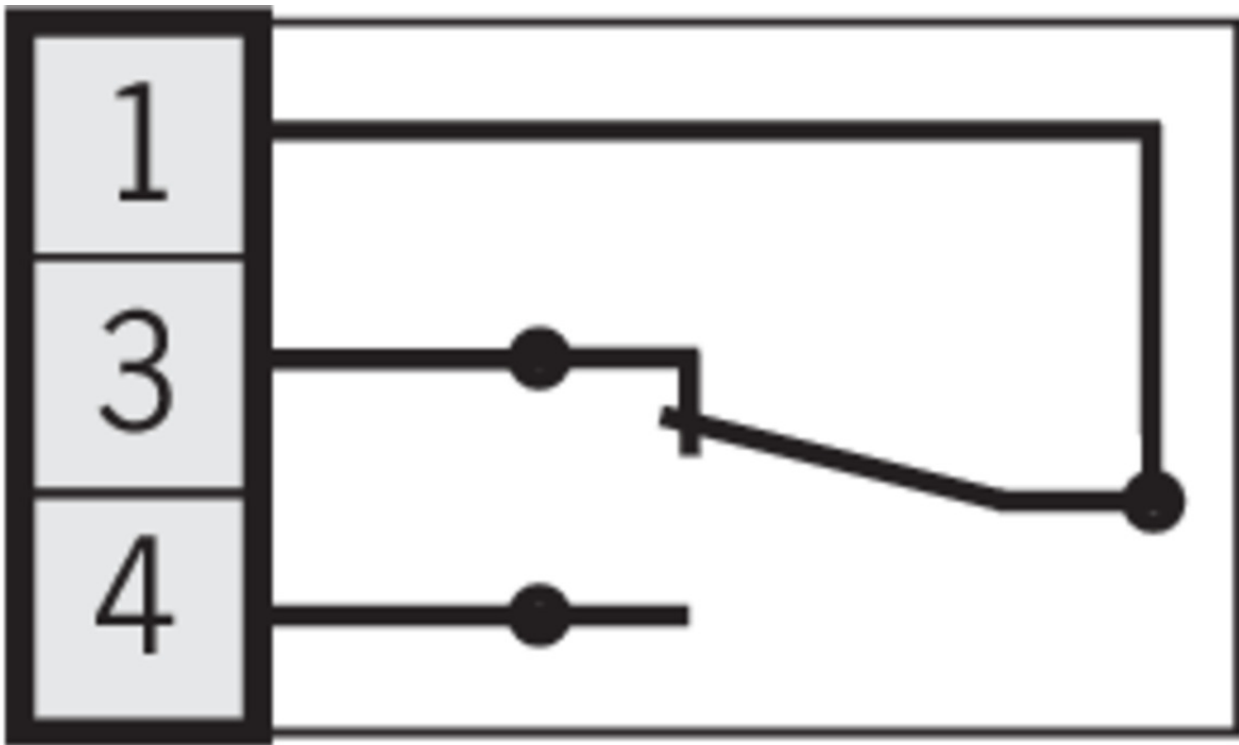
Dimension drawing



Wiring diagram



Wiring diagram



Catalogs










- Positionsschalter und Reihengrenztaster Position Switches and Multiple Limit Switches
Interrupteurs de position et boîtiers multipistes

	Doc. no.	Version	Language	Download
Positionsschalter und Reihengrenztaster	157835	01-03/18		4.1 MB
Interrupteurs de position et boîtiers multipistes	157837	01-03/18		4.1 MB
Position Switches and Multiple Limit Switches	157836	01-03/18		4.1 MB

Declaration of conformity

- EU prohlášení o shodě

	Doc. no.	Version	Language	Download
EU-Konformitätserklärung Declaración UE de conformidad Déclaration UE de conformité Dichiarazione di conformità EU declaration of conformity	2077153	25-02/17	 	0.3 MB

EU prohlášení o shodě	2077153	25-02/17		 0.5 MB
EU-overensstemmelseserklæring				
Δήλωση συμμόρφωσης της ΕΕ				
EU-vaatimustenmukaisuusvakuutus				
EU-típusbizonyítvány				
EU-conformiteitsverklaring				
Deklaracja zgodności UE				
Declaração de Conformidade UE				
Declarația de conformitate UE				
EÚ vyhlásenie o zhode				

CAD data

CAD data for this item on TraceParts