

ITEM 094339 EGT4-2000

Description	Technical data	Accessories	Downloads
-------------	----------------	-------------	-----------



Features

- › With four switching contacts
- › With snap-action switching element
- › Plunger material stainless steel
- › Any installation position

Switching element

Snap-action switching contact, 2 NC contact and 2 NO contact
⚠ Single hole fixing limit switches must not be used as an end stop.

Approvals



Mechanical values and environment

Design	Thread M18 x 1
Housing material	
Sleeve	Brass, nickel-plated
Threaded section	Brass, nickel-plated
Ambient temperature	
Cable static	-25 ... 70 °C
Degree of protection	IP67
Mechanical life	0,5 x 10 ⁶
Contact material	Fine silver gold-plated
Switching principle	Snap-action switching contact
Repeat accuracy (absolute)	±0,01 mm [1]
Installation position	Any
Number of NC contacts	2
Number of NO contacts	2
Connection	PUR cable [2]
Cable length	2 m
Approach speed	0,01 ... 10 m/min
Actuating element	Ball plunger [3]
Actuating force	
Approx.	15 N

Electrical connection ratings

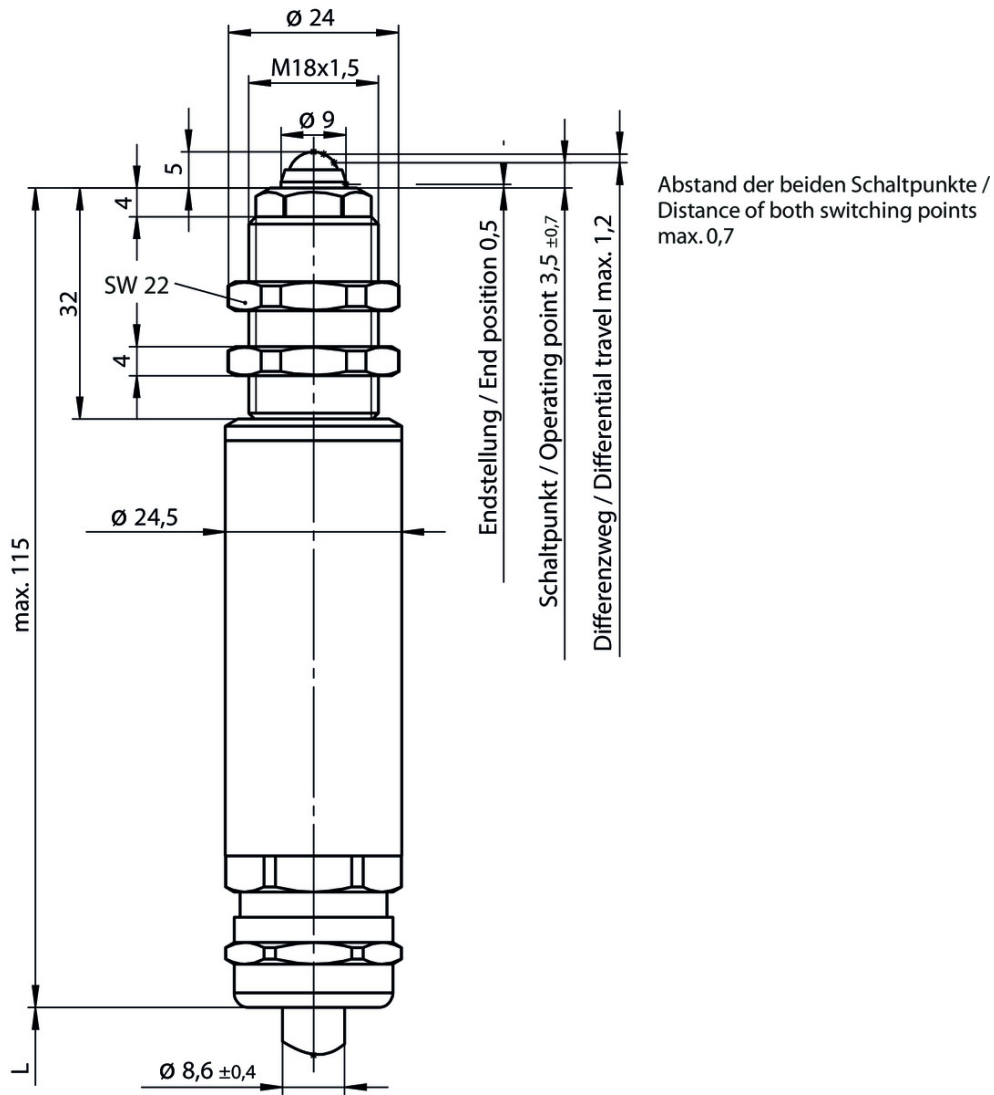
Utilization category according to EN 60947-5-1	
AC-15	2A 230V
DC-13	1A 24V
Short circuit protection according to IEC 60269-1	2A gG
Rated insulation voltage U _i	250 V
Rated impulse withstand voltage U _{imp}	2,5 kV
Switching voltage	
min.	12 V
Switching current	
Min. at 24V	10 mA
Connection cross-section	0,5 mm ²

[1] On axial actuation in the retracted state after approx. 2000 operating cycles

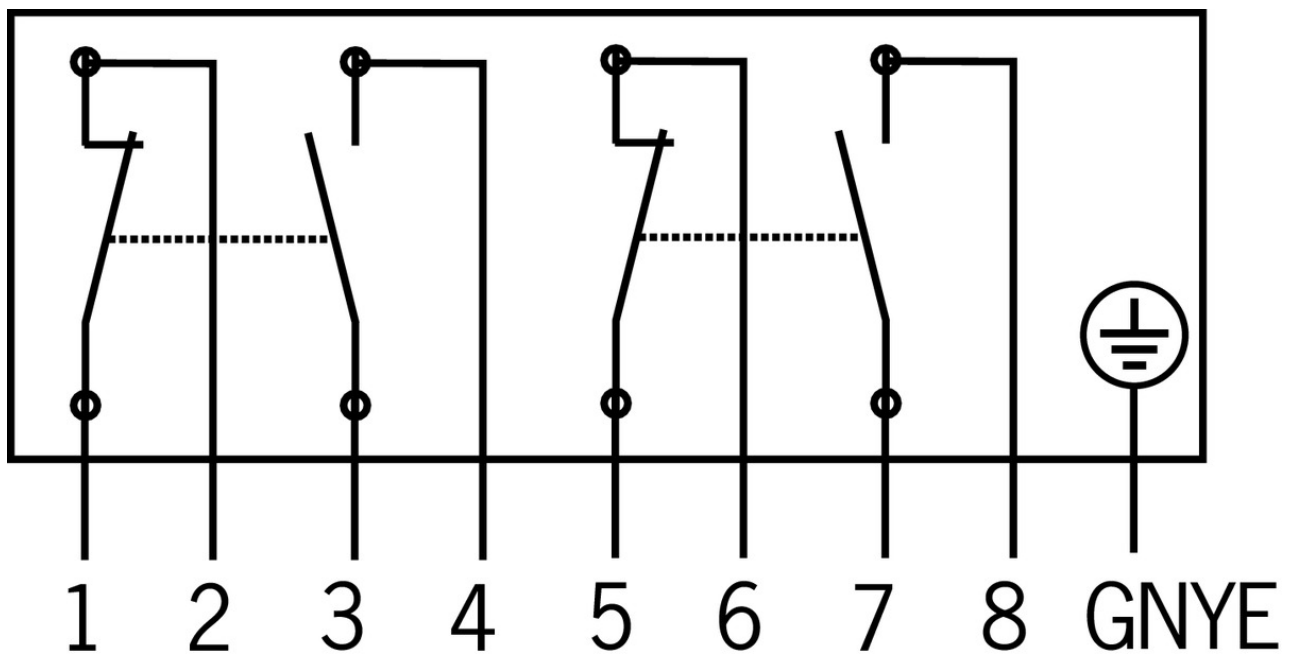
[2] Nine-core

[3] Short

Dimension drawing









Wiring diagram



Catalogs

- Positionsschalter und Reihengrenztaster Position Switches and Multiple Limit Switches
Interrupteurs de position et boîtiers multipistes

	Doc. no.	Version	Language	Download
Positionsschalter und Reihengrenztaster	157835	01-03/18		 4.1 MB
Interrupteurs de position et boîtiers multipistes	157837	01-03/18		 4.1 MB
Position Switches and Multiple Limit Switches	157836	01-03/18		 4.1 MB

CAD data

CAD data for this item on TraceParts