

ITEM 095278 EGT1/4ASEM4C2088

Description	Technical data	Accessories	Downloads
-------------	----------------	-------------	-----------



Features

- › With reed contact
- › Plunger material stainless steel
- › Any installation position
- › With scraper made of PU

Switching element

Reed contact, 1 NO contact

⚠ Never switch incandescent lamps. Not even for test purposes. Single hole fixing limit switches must not be used as an end stop.

Approvals



Mechanical values and environment

Design	Thread M14 x 1
Housing material	
Sleeve	Brass, nickel-plated
Threaded section	Stainless steel
Ambient temperature	-25 ... 80 °C
Degree of protection	IP67 ^[1]
Mechanical life	5 x 10 ⁶
Contact material	Rhodium
Switching principle	Reed contact
Repeat accuracy (absolute)	±0,01 mm ^[2]
Installation position	Any
Number of NO contacts	1
Connection	Plug connector M12 ^[3]
Approach speed	max.8 m/min
Actuating element	Ball plunger ^[4]
Actuating force	
Approx.	16 N

Electrical connection ratings

Utilization category according to EN 60947-5-1	
DC-13	0.3A 24V
AC-12	0.3A 30V
Short circuit protection according to IEC 60269-1	0.4A gG
Rated insulation voltage U _i	50 V
Switching voltage	
min.	1 V
Switching current	
Min. at 24V	1 mA

Miscellaneous

C number	
C2088	Extended plunger with scraper

^[1] Mating connector inserted and screwed tight.

^[2] On axial actuation in the retracted state after approx. 2000 operating cycles

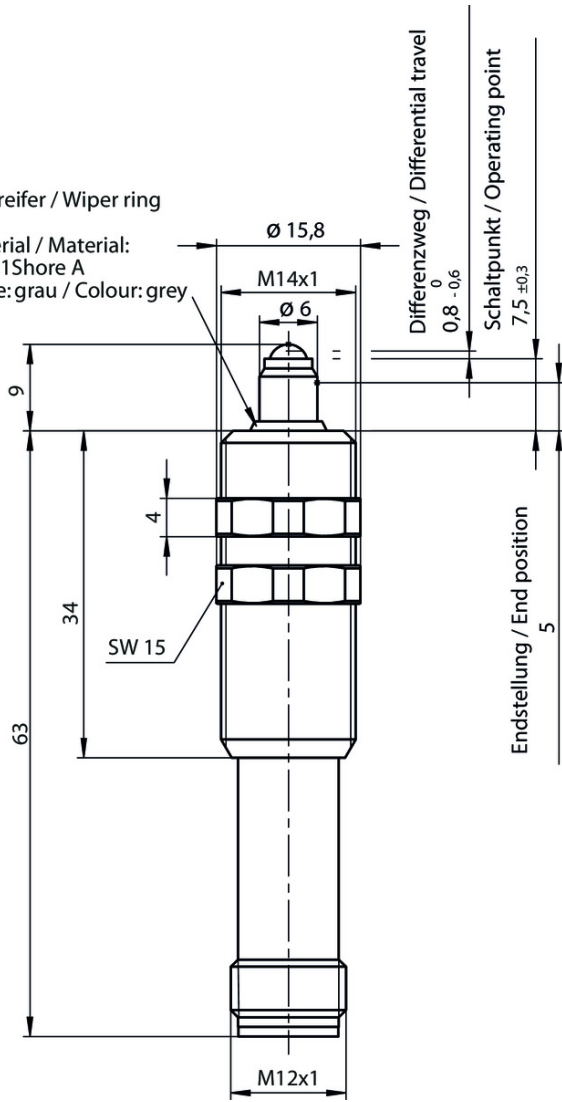
^[3] 4-pin

^[4] plunger

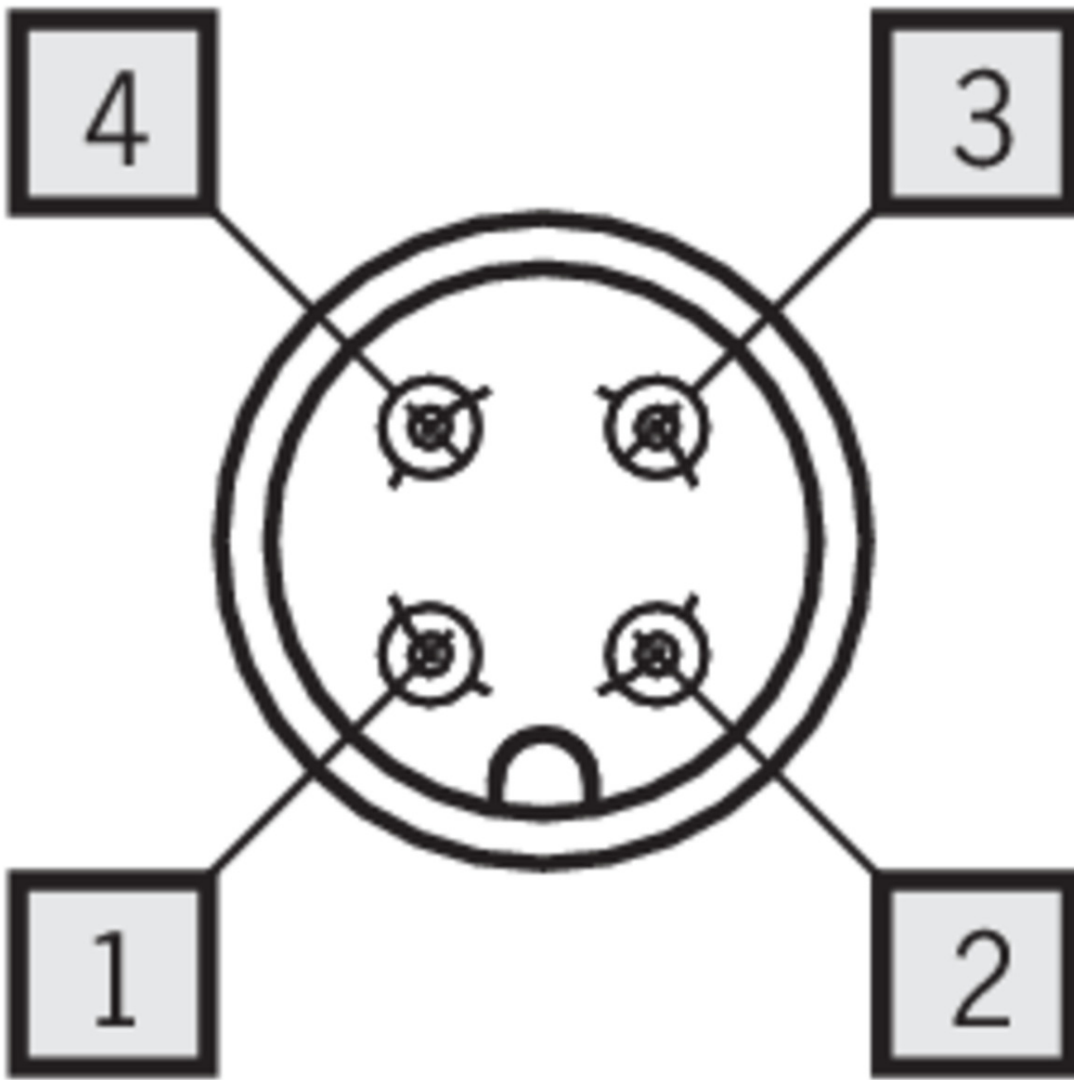
Dimension drawing

Abstreifer / Wiper ring

Material / Material:
PU, 91Shore A
Farbe: grau / Colour: grey



Wiring diagram









Wiring diagram



Catalogs

- ☑ Positionsschalter und Reihengrenztaster Position Switches and Multiple Limit Switches
Interrupteurs de position et boîtiers multipistes

	Doc. no.	Version	Language	Download
Positionsschalter und Reihengrenztaster	157835	01-03/18		 4.1 MB
Interrupteurs de position et boîtiers multipistes	157837	01-03/18		 4.1 MB
Position Switches and Multiple Limit Switches	157836	01-03/18		 4.1 MB

CAD data

CAD data for this item on TraceParts