

**ITEM 086539 SB04D08-552-M**

Description	Technical data	Accessories	Downloads
-------------	----------------	-------------	-----------



**Features**

- › plunger spacing 8 mm
- › Upright housing, without flange
- › With enlarged space for wiring
- › Degree of protection IP67 according to IEC 60529

**Switching element**

**ES** Snap-action switching contact 1 changeover contact standard  
**552** switching element

**Mechanical values and environment**

Design	Upright
Housing material	Die-cast aluminum, anodized
Weight	
	Net 0,17 kg
Ambient temperature	-5 ... 80 °C

Degree of protection	IP67
Mechanical life	$10 \times 10^6$
Contact material	Silver alloy, electro-gold-plated
Switching principle	Snap-action switching contact <b>[1]</b>
Plunger spacing	8 mm
Installation position	Any
Tightening torque	
Screw terminal switching element	Hexagon socket AF 1.3 mm max. 0,2 Nm
Number of switching elements	4
Number of changeover contacts	4
Connection	
	1 x M16 x 1.5
Approach speed	
	max. 0,01 ... 20 m/min <b>[2]</b>
Actuating element	Chisel plunger <b>[3]</b>
Actuating force	min. 15 N

### Electrical connection ratings

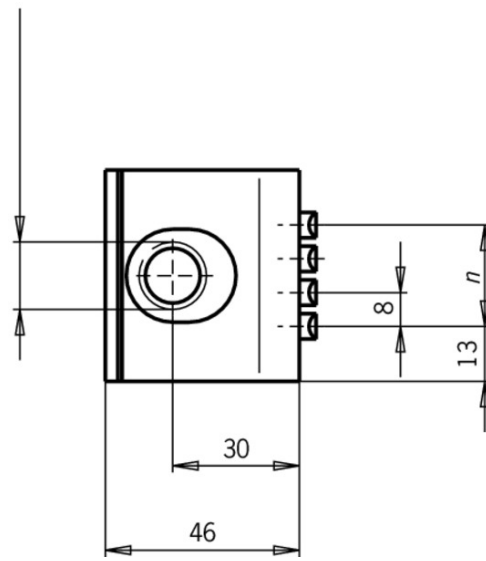
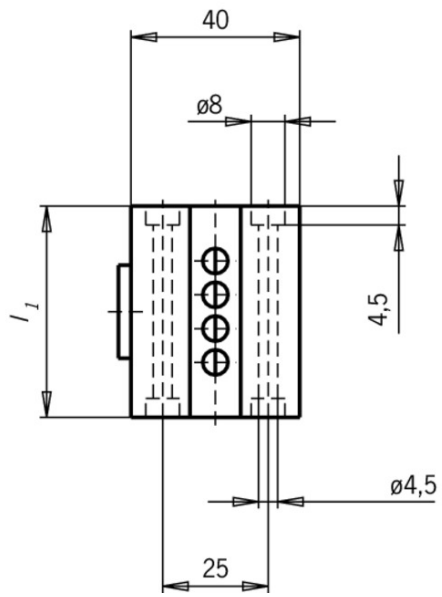
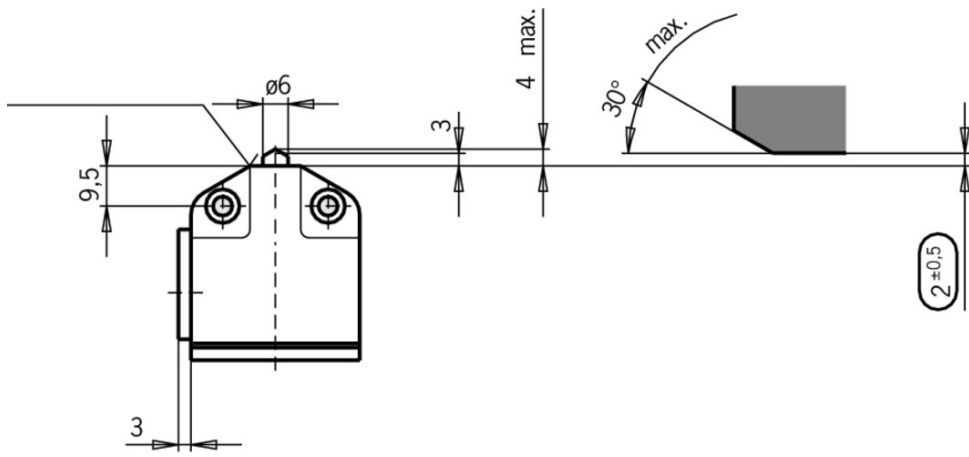
Rated thermal current $I_{th}$	6 A
Utilization category according to EN 60947-5-1	
	AC-15 2A 230V
	DC-13 2A 24V
Short circuit protection according to IEC 60269-1	
	(Fuse) 6A gG
Rated insulation voltage $U_i$	250 V
Rated impulse withstand voltage $U_{imp}$	2,5 kV
Switching current	
	Min. at DC 24V min. 10 mA
Connection cross-section	0,14 ... 1,0 mm <sup>2</sup>

**[1]** Contact bounce time  $\leq 2$  ms

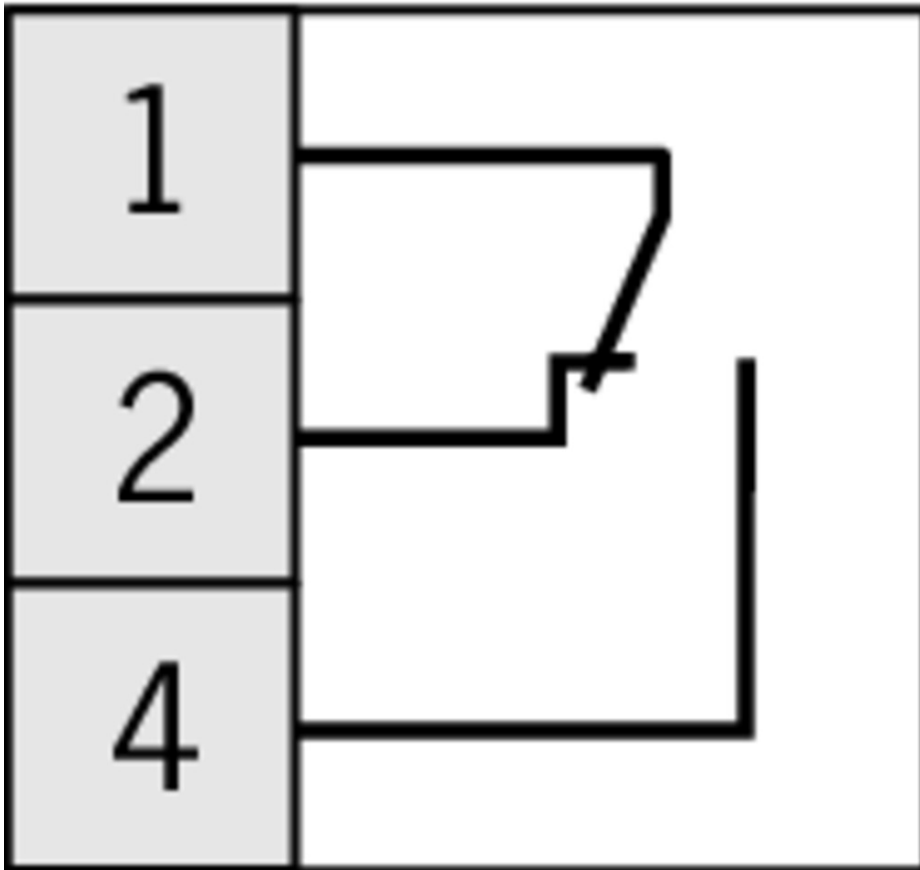
**[2]** The approach speed specified applies in conjunction with EUCHNER trip dogs in accordance with DIN 69639.

**[3]** Operating point accuracy  $\pm 0.02$ . The reproducible switching point accuracy refers to the axial travel of the plunger after the switching element ES 552 has been run-in with approx. 2000 operating cycles.

# Dimension drawing



# ES 552



## Instructions

- Betriebsanleitung Präzisions-Reihengrenztaster GL, GS, SB, SN 8 mm

	Doc. no.	Version	Language	Download
Betriebsanleitung Präzisions-Reihengrenztaster GL, GS, SB, SN 8 mm	2076050	05-01/18		0.6 MB
Mode d'emploi Boîtiers multipistes de précision GL, GS, SB, SN 8 mm				
Istruzioni di impiego Finecorsa multipli di precisione GL, GS, SB, SN 8 mm				
Operating Instructions Precision Multiple Limit Switches GL, GS, SB, SN 8 mm				

## Catalogs

- Positionsschalter und Reihengrenztaster Position Switches and Multiple Limit Switches  
Interrupteurs de position et boîtiers multipistes

	<b>Doc. no.</b>	<b>Version</b>	<b>Language</b>	<b>Download</b>
Positionsschalter und Reihengrenztaster	157835	01-03/18		 4.1 MB
Interrupteurs de position et boîtiers multipistes	157837	01-03/18		 4.1 MB
Position Switches and Multiple Limit Switches	157836	01-03/18		 4.1 MB

### **CAD data**

CAD data for this item on TraceParts