

ITEM 095353 SN03R08-614-M

Description	Technical data	Accessories	Downloads
-------------	----------------	-------------	-----------



Features

- › plunger spacing 8 mm
- › Upright housing, without flange
- › Degree of protection IP67 according to IEC 60529

Switching element

ES Snap-action switching contact 1 changeover contact suitable for
614 switching low currents

Approvals



Mechanical values and environment

Design	Upright
--------	---------

Housing material	Die-cast aluminum, anodized
Weight	
Net	0,15 kg
Ambient temperature	-5 ... 80 °C
Degree of protection	IP67
Mechanical life	10×10^6
Contact material	Gold cross cut contacts
Switching principle	Snap-action switching contact [1]
Plunger spacing	8 mm
Installation position	Any
Tightening torque	
Screw terminal switching element	Hexagon socket AF 1.3 mm max. 0,2 Nm
Number of switching elements	3
Number of changeover contacts	3
Connection	
	2 x M16 x 1.5
Approach speed	
max.	0,01 ... 50 m/min [2]
Actuating element	
Plain bearing	Roller plunger
Actuating force	min. 15 N

Electrical connection ratings

Rated thermal current I_{th}	2 A
Utilization category according to EN 60947-5-1	
DC-13	1A 30V
Short circuit protection according to IEC 60269-1	
(Fuse)	2A gG
Rated insulation voltage U_i	250 V
Rated impulse withstand voltage U_{imp}	2,5 kV
Switching current	
Min. at DC 5V	min. 1 mA
Connection cross-section	0,14 ... 1,0 mm ²

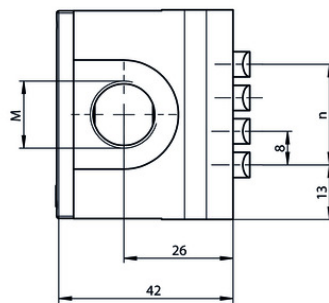
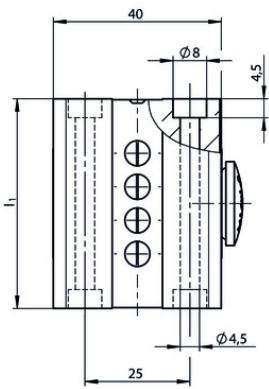
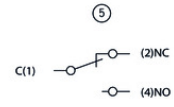
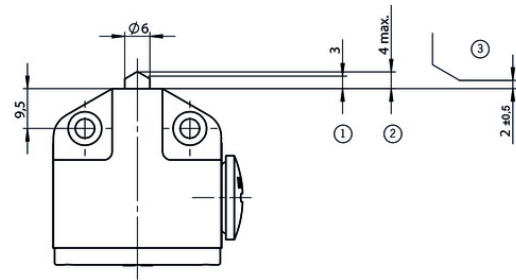
Miscellaneous

Additional information	
Ideal application	1 mA; 5V ... 0.3 A; 30V

[1] Contact bounce time ≤ 2 ms

[2] The approach speed specified applies in conjunction with EUCHNER trip dogs in accordance with DIN 69639.

Dimension drawing



6	66	M20x1,5
5	58	M20x1,5
4	50	M16x1,5
3	42	M16x1,5
2	34	M16x1,5
n	11	M
Anzahl der Stößel		
④		

Legende

1 Operating point

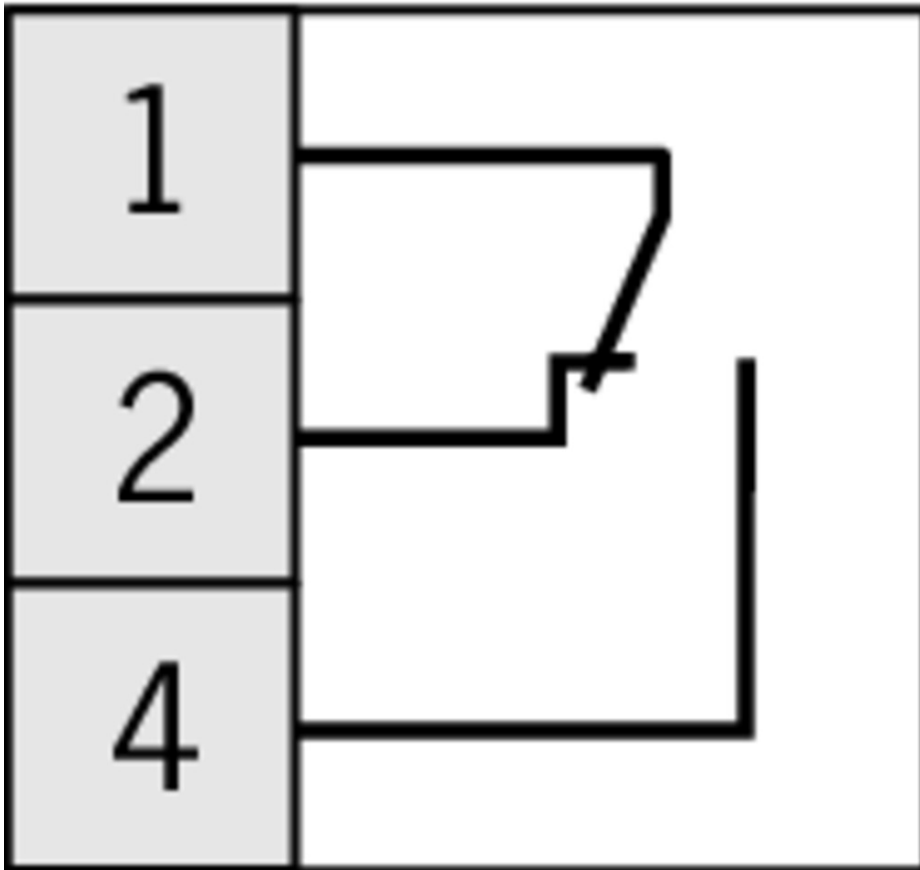
2 Free position

3 Dog

4 n Number of plungers






5 Switching element: ES614 snap-action contact element, 1 changeover contact

ES 614



Instructions

Betriebsanleitung Präzisions-Reihengrenztaster GL, GS, SB, SN 8 mm

	Doc. no.	Version	Language	Download
Betriebsanleitung Präzisions-Reihengrenztaster GL, GS, SB, SN 8 mm	2076050	05-01/18		 0.6 MB
Mode d'emploi Boîtiers multipistes de précision GL, GS, SB, SN 8 mm				
Istruzioni di impiego Finecorsa multipli di precisione GL, GS, SB, SN 8 mm				
Operating Instructions Precision Multiple Limit Switches GL, GS, SB, SN 8 mm				

CAD data

CAD data for this item on TraceParts