

## ITEM 097463 RGF05D12-502LE220-M

Description	Technical data	Accessories	Downloads
-------------	----------------	-------------	-----------



### Features

- › plunger spacing 12 mm
- › Upright housing according to DIN 43697
- › Degree of protection IP67 according to IEC 60529
- › LED function display

### Switching element

**ES 502 E** Snap-action switching contact 1 NC + 1 NO

On the usage of safety switching elements, the dog distance (4.0.5) must be maintained to achieve the positively driven travel. The dogs must be positively mounted according to EN 1088, i.e. riveted, welded or secured in some other way against becoming loose.

### LED function display

Function display is available for the following voltage range (see accessories)

**LE220** 220 V AC ±15%

## Approvals



## Mechanical values and environment

Design	Upright, according to DIN 43697
Housing material	Die-cast aluminum, anodized
Weight	
Net	1,1 kg
Ambient temperature	-5 ... 80 °C
Degree of protection	IP67
Mechanical life	30 x 10 <sup>6</sup>
Contact material	Silver alloy, gold flashed
Switching principle	Snap-action switching contact <b>[1]</b>
Plunger spacing	12 mm
Installation position	Any
Number of switching elements	5
Number of NC contacts	5
Number of NO contacts	5
Connection	
	4 x M25 x 1.5
Approach speed	
max.	0,01 ... 40 m/min
Actuating element	Chisel plunger <b>[2]</b>
Actuating force	min.20 N

## Electrical connection ratings

Rated thermal current I <sub>th</sub>	8 A
Utilization category according to EN 60947-5-1	
AC-15	6A 230V
DC-13	6A 24V
AC-12	8 A, 250 V
Short circuit protection according to IEC 60269-1	
(Fuse)	8A gG
Rated insulation voltage U <sub>i</sub>	250 V
Rated impulse withstand voltage U <sub>imp</sub>	2,5 kV
Switching current	
Min. at DC 12V	min.10 mA
Connection cross-section	0,34 ... 1,5 mm <sup>2</sup>
Display module	








## Switching element

# ES 502 E



## Instructions

Betriebsanleitung Präzisions-Reihengrenztaster RG, GS, GL 12/16 mm

	Doc. no.	Version	Language	Download
Betriebsanleitung Präzisions-Reihengrenztaster RG, GS, GL 12/16 mm	032307	07-07/16		 1.4 MB
Mode d'emploi Boîtiers multipistes de précision RG, GS, GL 12/16 mm				
Istruzioni di impiego Finecorsa multipli di precisione RG, GS, GL12/16 mm				
Operating Instructions Precision Multiple Limit Switches RG, GS, GL12/16 mm				

## CAD data

CAD data for this item on TraceParts