

## ITEM 086580 GLBF05R08-552-M

Description	Technical data	Accessories	Downloads
-------------	----------------	-------------	-----------



### Features

- › plunger spacing 8 mm
- › Horizontal housing
- › Degree of protection IP67 according to IEC 60529

### Switching element

**ES** Snap-action switching contact 1 changeover contact standard  
**552** switching element

### Approvals



### Mechanical values and environment

Design	Horizontal
--------	------------

Housing material	Sand-cast aluminum, anodized	
Weight		
	Net	0,85 kg
Ambient temperature	-5 ... 80 °C	
Degree of protection	IP67	
Mechanical life	10 x 10 <sup>6</sup>	
Contact material	Silver alloy, electro-gold-plated	
Switching principle	Snap-action switching contact <b>[1]</b>	
Plunger spacing	8 mm	
Installation position	Any	
Tightening torque		
Screw terminal switching element	Hexagon socket AF 1.3 mmmax.0,2 Nm	
Number of switching elements	5	
Number of changeover contacts	5	
Connection		
	3 x	M20 x 1.5
Approach speed		
	max.	0,01 ... 50 m/min <b>[2]</b>
Actuating element		
	Plain bearing	Roller plunger <b>[3]</b>
Actuating force	min.15 N	

### Electrical connection ratings

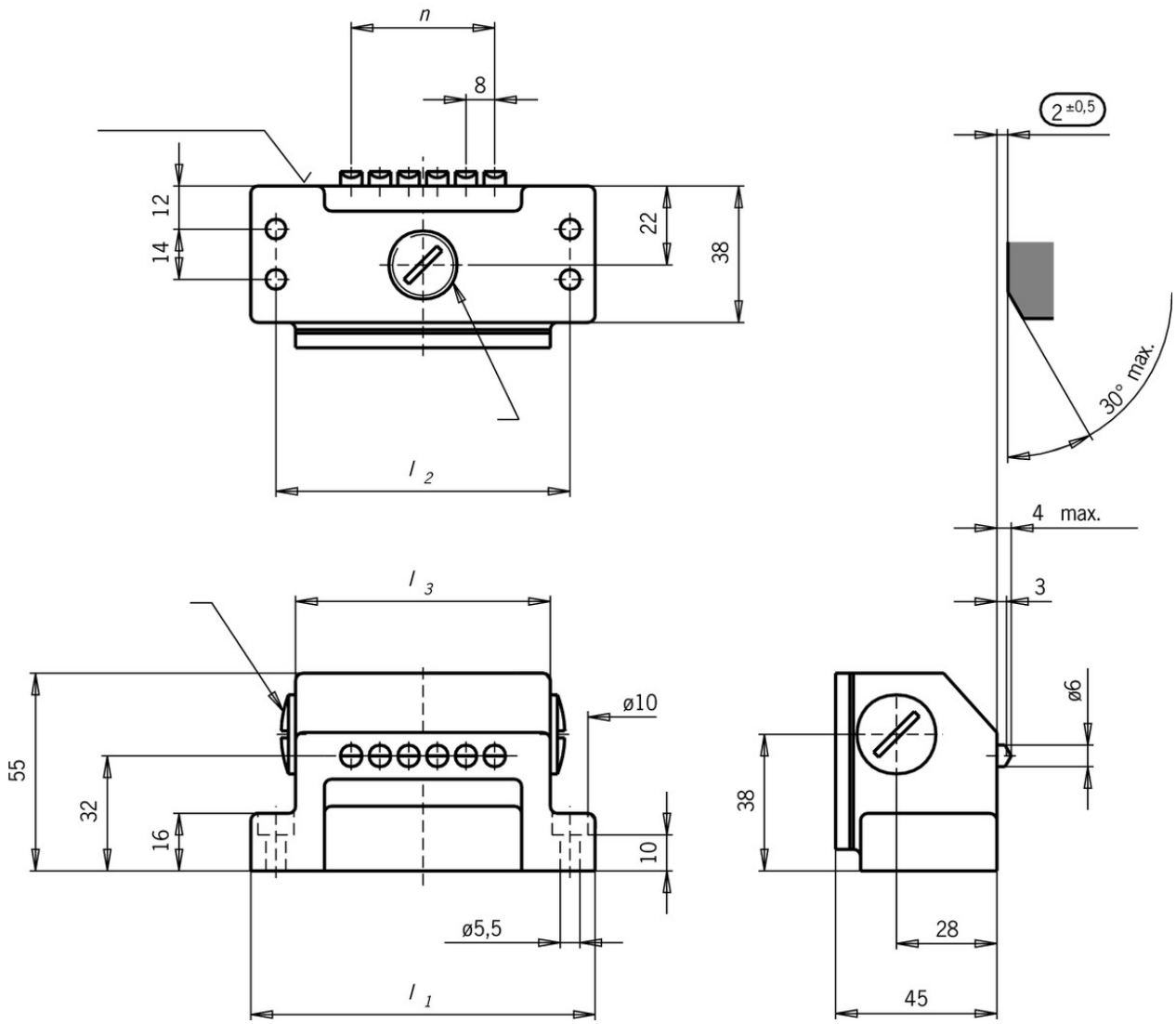
Rated thermal current I <sub>th</sub>	6 A	
Utilization category according to EN 60947-5-1		
	AC-15	2A 230V
	DC-13	2A 24V
Short circuit protection according to IEC 60269-1		
	(Fuse)	6A gG
Rated insulation voltage U <sub>i</sub>	250 V	
Rated impulse withstand voltage U <sub>imp</sub>	2,5 kV	
Switching current		
	Min. at DC 24V	min.10 mA
Connection cross-section	0,14 ... 1,0 mm <sup>2</sup>	

**[1]** Contact bounce time ≤ 2 ms

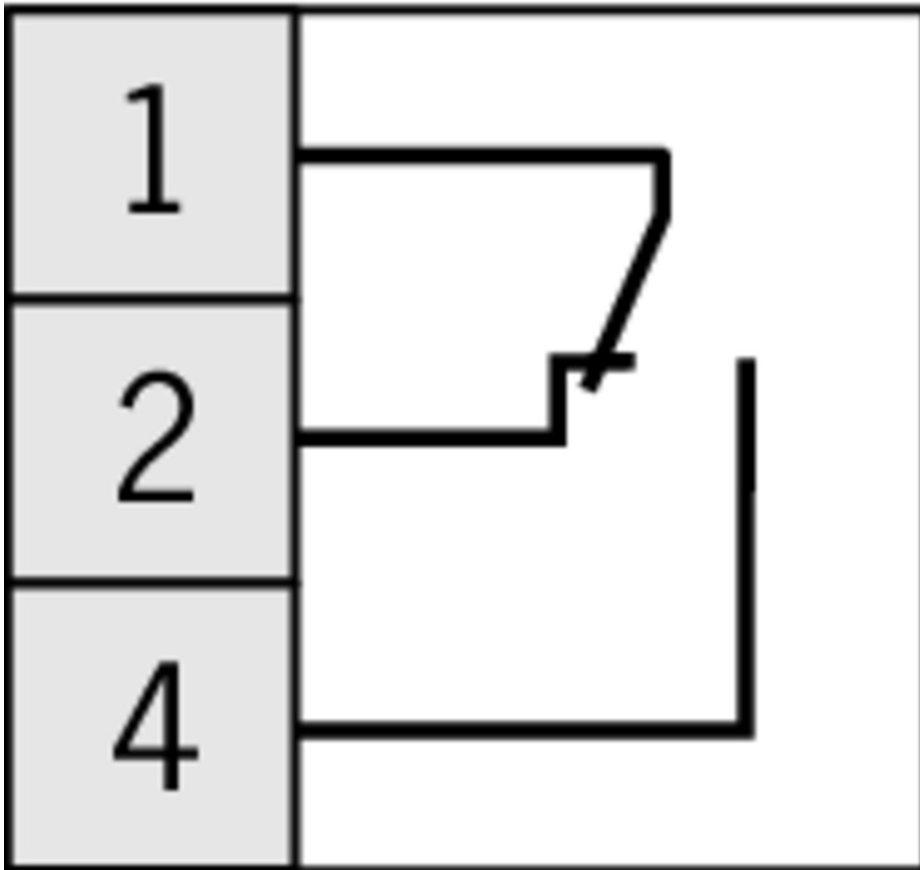
**[2]** The approach speed specified applies in conjunction with EUCHNER trip dogs in accordance with DIN 69639.

**[3]** Operating point accuracy ± 0.05. The reproducible switching point accuracy refers to the axial travel of the plunger after the switching element ES 552 has been run-in with approx. 2000 operating cycles.

# Dimension drawing



# ES 552









## Instructions

- Betriebsanleitung Präzisions-Reihengrenztaster GL, GS, SB, SN 8 mm

	Doc. no.	Version	Language	Download
Betriebsanleitung Präzisions-Reihengrenztaster GL, GS, SB, SN 8 mm	2076050	05-01/18		0.6 MB
Mode d'emploi Boîtiers multipistes de précision GL, GS, SB, SN 8 mm				
Istruzioni di impiego Finecorsa multipli di precisione GL, GS, SB, SN 8 mm				
Operating Instructions Precision Multiple Limit Switches GL, GS, SB, SN 8 mm				

## Catalogs

- Positionsschalter und Reihengrenztaster Position Switches and Multiple Limit Switches  
Interrupteurs de position et boîtiers multipistes

	<b>Doc. no.</b>	<b>Version</b>	<b>Language</b>	<b>Download</b>
Positionsschalter und Reihengrenztaster	157835	01-03/18		 4.1 MB
Interrupteurs de position et boîtiers multipistes	157837	01-03/18		 4.1 MB
Position Switches and Multiple Limit Switches	157836	01-03/18		 4.1 MB

### **CAD data**

CAD data for this item on TraceParts