

ITEM 088362 GLBF05D12-502-M

Description	Technical data	Accessories	Downloads
-------------	----------------	-------------	-----------



**Features**

- › plunger spacing 12 mm
- › Horizontal housing
- › Degree of protection IP67 according to IEC 60529

**Switching element**

ES 502 E Snap-action switching contact 1 NC + 1 NO

**Approvals**



**Mechanical values and environment**

Design	Horizontal
Housing material	Sand-cast aluminum, anodized

Weight		
	Net	2 kg
Ambient temperature		-5 ... 80 °C
Degree of protection		IP67
Mechanical life		30 x 10 <sup>6</sup>
Contact material		Silver alloy, gold flashed
Switching principle		Snap-action switching contact <b>[1]</b>
Plunger spacing		12 mm
Installation position		Any
Number of switching elements		5
Number of NC contacts		5
Number of NO contacts		5
Connection		
	4 x	M25 x 1.5
Approach speed		
	max.	0,01 ... 40 m/min
Actuating element		Chisel plunger <b>[2]</b>
Actuating force		min.20 N

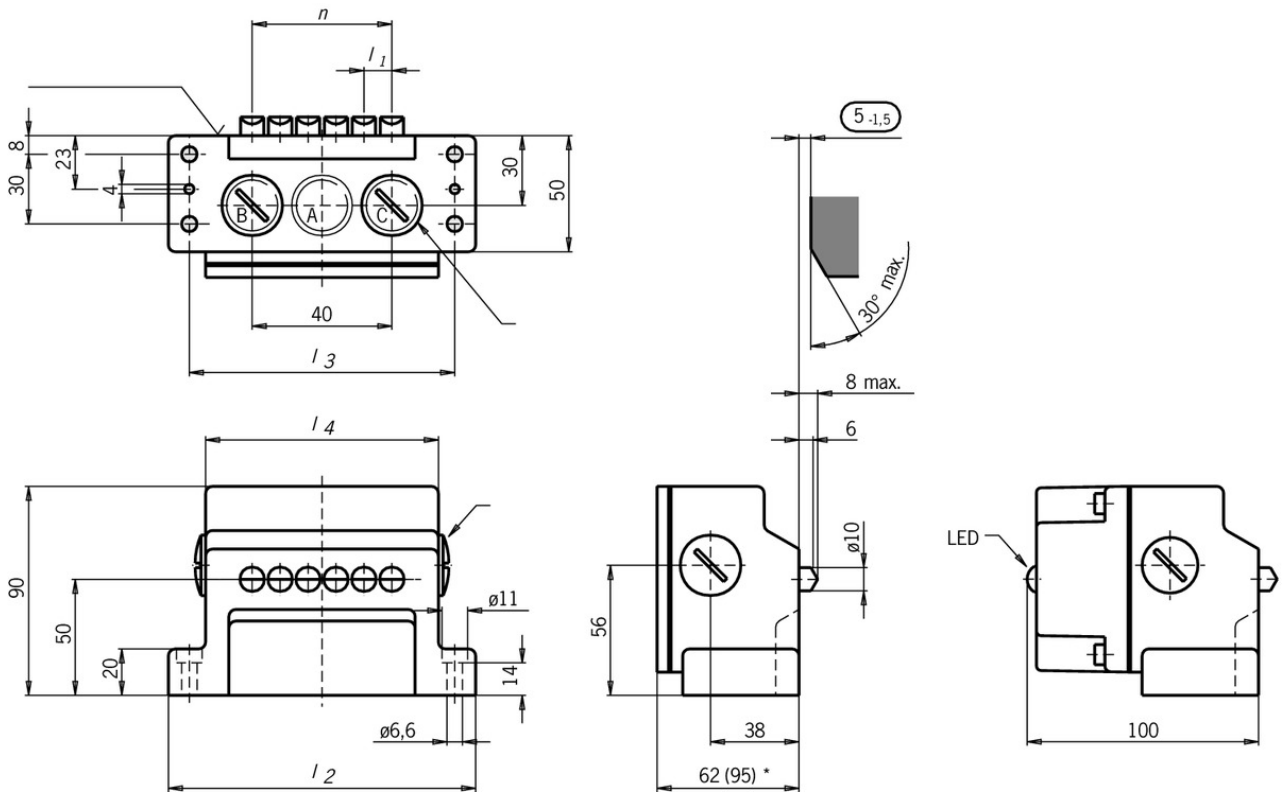
### Electrical connection ratings

Rated thermal current $I_{th}$		8 A
Utilization category according to EN 60947-5-1		
	AC-15	6A 230V
	DC-13	6A 24V
	AC-12	8 A, 250 V
Short circuit protection according to IEC 60269-1		
	(Fuse)	8A gG
Rated insulation voltage $U_i$		250 V
Rated impulse withstand voltage $U_{imp}$		2,5 kV
Switching current		
	Min. at DC 12V	min.10 mA
Connection cross-section		0,34 ... 1,5 mm <sup>2</sup>

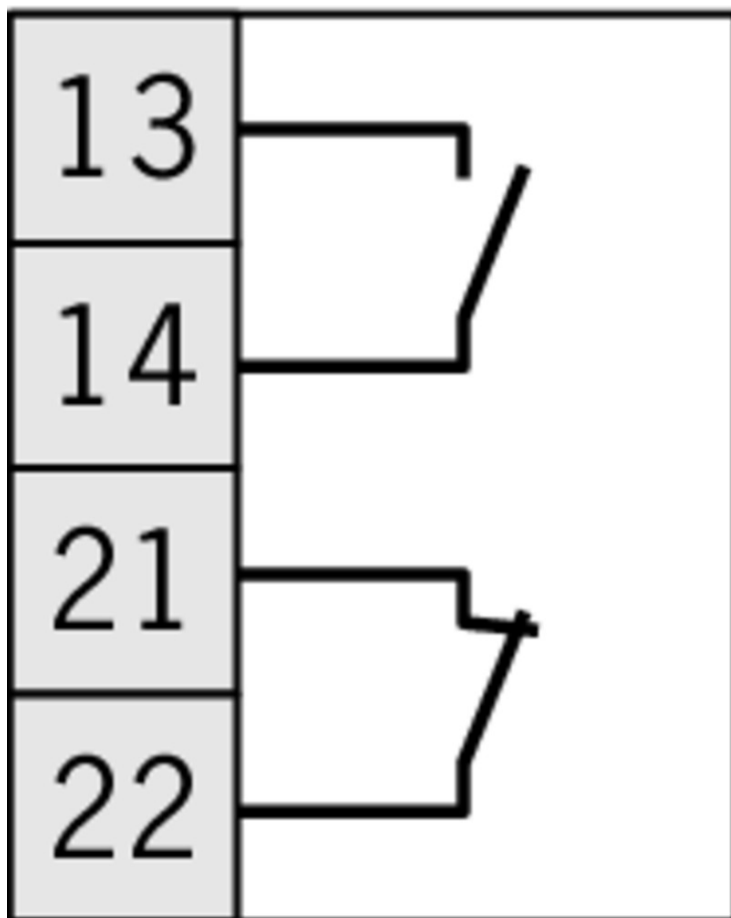
**[1]** Contact closing time < 4 ms contact bounce time < 3 ms

**[2]** Operating point accuracy  $\pm 0.002$ . The reproducible switching point accuracy refers to the axial travel of the plunger after the switching element ES 502 E has been run-in with approx. 2000 operating cycles.

# Dimension drawing



# ES 502 E









## Instructions

- Betriebsanleitung Präzisions-Reihengrenztaster RG, GS, GL 12/16 mm

	Doc. no.	Version	Language	Download
Betriebsanleitung Präzisions-Reihengrenztaster RG, GS, GL 12/16 mm	032307	07-07/16		1.4 MB
Mode d'emploi Boîtiers multipistes de précision RG, GS, GL 12/16 mm				
Istruzioni di impiego Finecorsa multipli di precisione RG, GS, GL12/16 mm				
Operating Instructions Precision Multiple Limit Switches RG, GS, GL12/16 mm				

## Catalogs

- Positionsschalter und Reihengrenztaster Position Switches and Multiple Limit Switches Interrupteurs de position et boîtiers multipistes

	<b>Doc. no.</b>	<b>Version</b>	<b>Language</b>	<b>Download</b>
Positionsschalter und Reihengrenztaster	157835	01-03/18		 4.1 MB
Interrupteurs de position et boîtiers multipistes	157837	01-03/18		 4.1 MB
Position Switches and Multiple Limit Switches	157836	01-03/18		 4.1 MB

### **CAD data**

CAD data for this item on TraceParts