

ITEM 079934 NG1VS-510-M

Description	Technical data	Accessories	Downloads
-------------	----------------	-------------	-----------



Features

- › Adjustable roller lever arm VS (steel roller)
- › Cable entry M20 x 1.5

Lever arm adjustment

Lever arm length continuously adjustable from 28 mm to 75 mm.

Switching element

510 Snap-action switching contact 1 NC + 1 NO

Adjustment options

Horizontal and vertical 4 x 90°

Switching direction

Switches to the right, left or both sides

Approvals

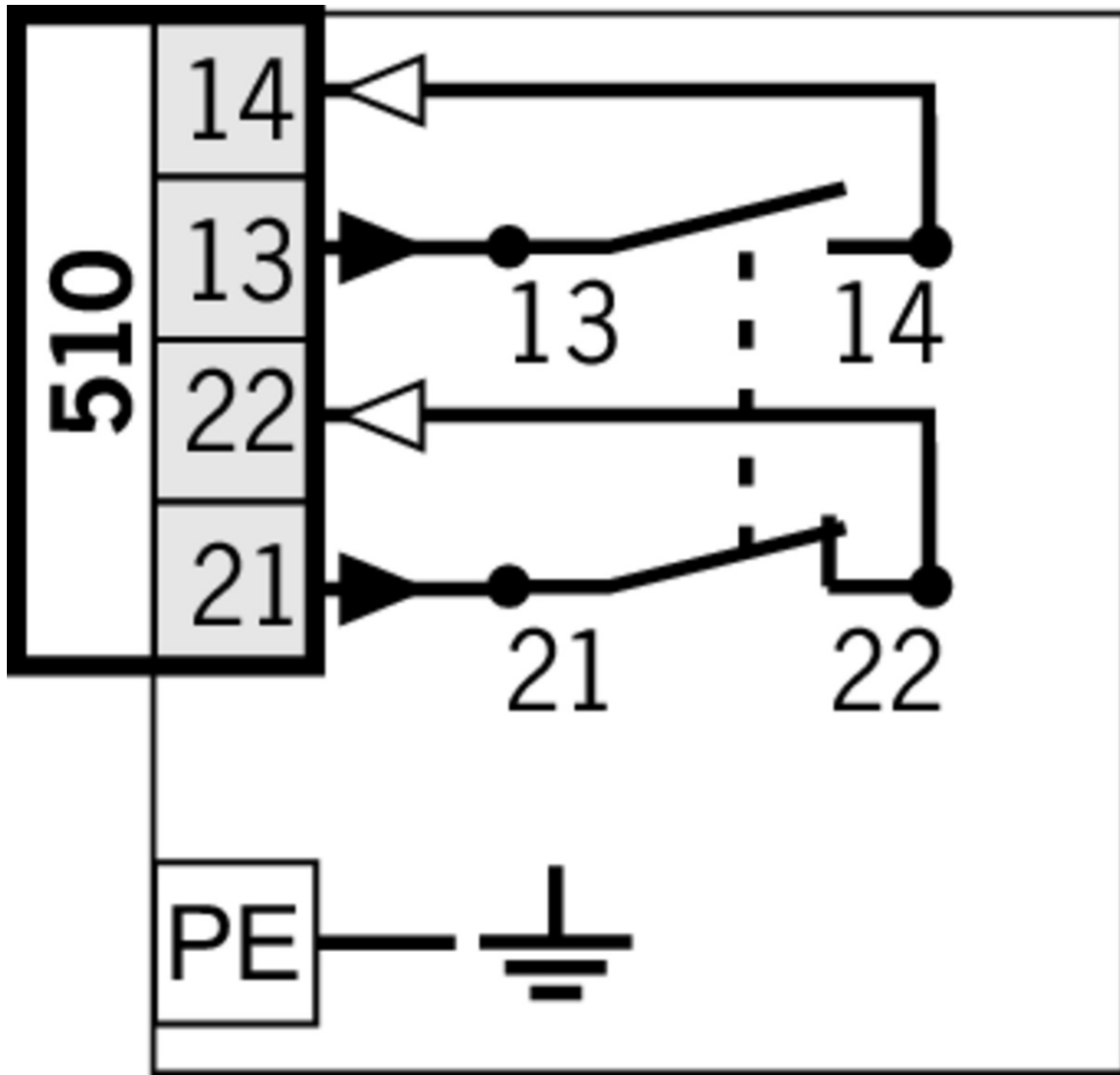


Mechanical values and environment

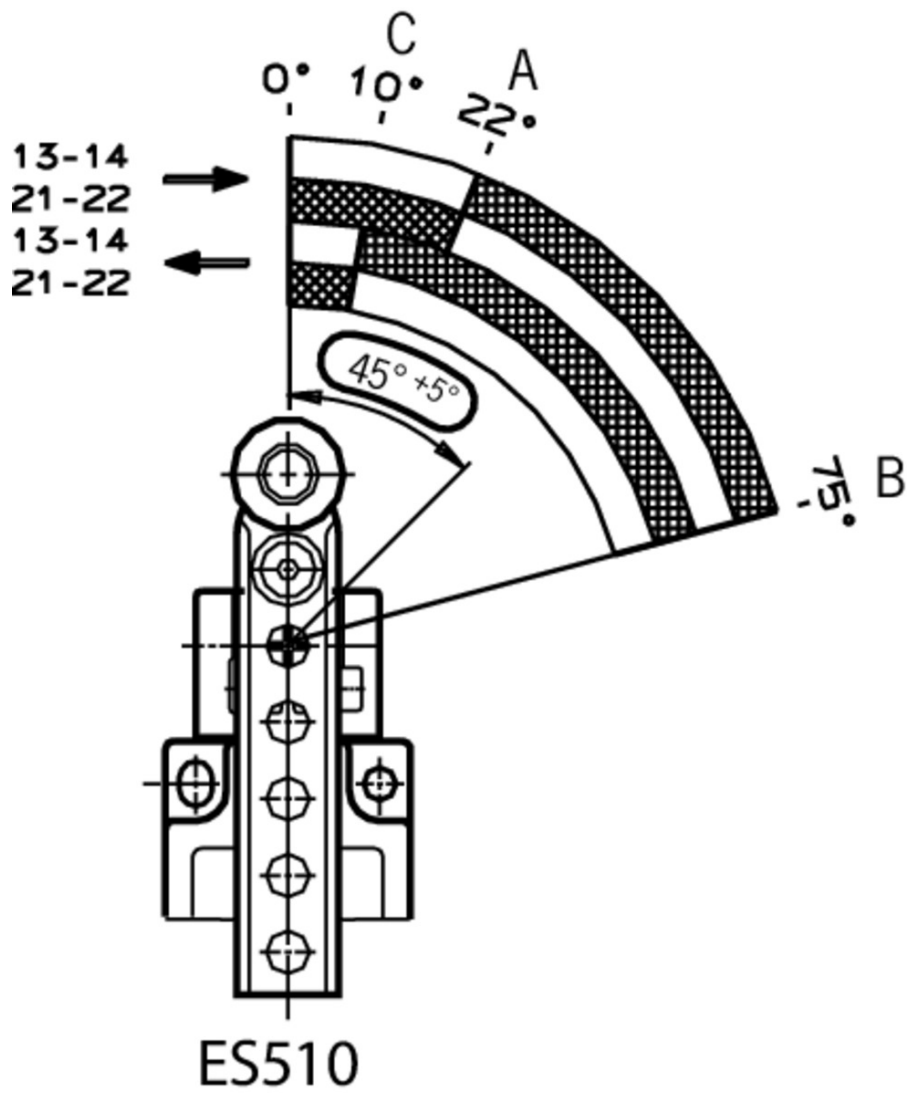
Housing material	Anodized die-cast alloy
Weight	
Net	0,3 kg
Ambient temperature	-25 ... 80 °C
Degree of protection	IP67
Mechanical life	30×10^6
Contact material	Silver alloy, gold flashed
Switching principle	Snap-action switching contact
Installation position	Any
Number of door position NC contacts	1
Number of door position NO contacts	1
Connection	
1 x	M20 x 1.5
Approach speed	
max.	0,5 ... 30 m/min
Actuating element	
Plain bearing metal	Roller lever arm adjustable ^[1]
Actuating force	min.15 N

Electrical connection ratings



Rated thermal current I_{th}	6 A
Utilization category according to EN 60947-5-1	
AC-15	6A 230V
DC-13	6A 24V
AC-12	10A 230V
Short circuit protection according to IEC 60269-1	
(Fuse)	6A gG
Rated insulation voltage U_i	250 V
Rated impulse withstand voltage U_{imp}	2,5 kV
Switching current	
Min. at DC 24V	10 mA
Connection cross-section	0,34 ... 1,5 mm ²



Travel diagram










Legende

-  Contacts closed
-  Contacts open
- A Operating point
- B End position
- C Reset point

Instructions

-  Betriebsanleitung Positionsschalter NG...

Betriebsanleitung Positionsschalter NG...	2032310	11-03/18		 1.1 MB
Operating Instructions Position Switch NG...				
Mode d'emploi Interrupteurs de position NG...				
Istruzioni di impiego Finecorsa di posizione NG...				
Инструкция по эксплуатации Позиционные выключатели NG...	2032310	11-03/18		 0.5 MB

CAD data

CAD data for this item on TraceParts