

## ITEM 079942 NG1RS-510-M

Description	Technical data	Accessories	Downloads
-------------	----------------	-------------	-----------



### Features

- › Plunger actuator RS (roller plunger, steel roller)
- › Cable entry M20 x 1.5

### Switching element

**510** Snap-action switching contact 1 NC + 1 NO

### Adjustment options

Horizontal 4 x 90°

### Approvals



### Mechanical values and environment

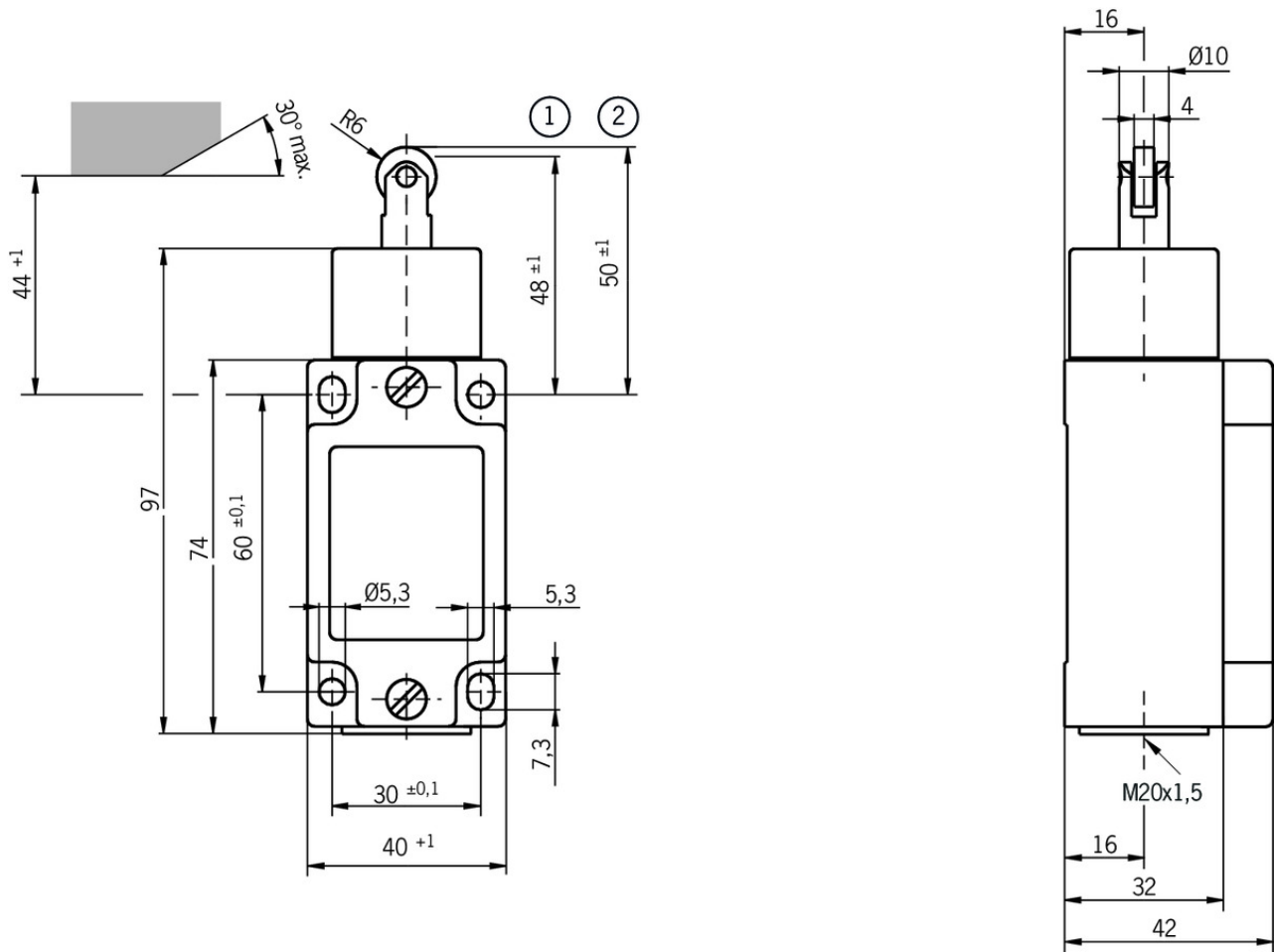
Housing material	Anodized die-cast alloy
Weight	
	Net 0,3 kg
Ambient temperature	-25 ... 80 °C
Degree of protection	IP67
Mechanical life	30 x 10 <sup>6</sup>
Contact material	Silver alloy, gold flashed
Switching principle	Snap-action switching contact
Installation position	Any
Number of door position NC contacts	1
Number of door position NO contacts	1
Connection	
	1 x M20 x 1.5
Approach speed	
	max. 0,01 ... 20 m/min
Actuating element	
Plain bearing metal	Roller plunger <sup>[1]</sup>
Actuating force	15 ... 30 N

### Electrical connection ratings

Rated thermal current I <sub>th</sub>	6 A
Utilization category according to EN 60947-5-1	
	AC-15 6A 230V
	DC-13 6A 24V
	AC-12 10A 230V
Short circuit protection according to IEC 60269-1	
(Fuse)	6A gG
Rated insulation voltage U <sub>i</sub>	250 V
Rated impulse withstand voltage U <sub>imp</sub>	2,5 kV
Switching current	
Min. at DC 24V	10 mA
Connection cross-section	0,34 ... 1,5 mm <sup>2</sup>

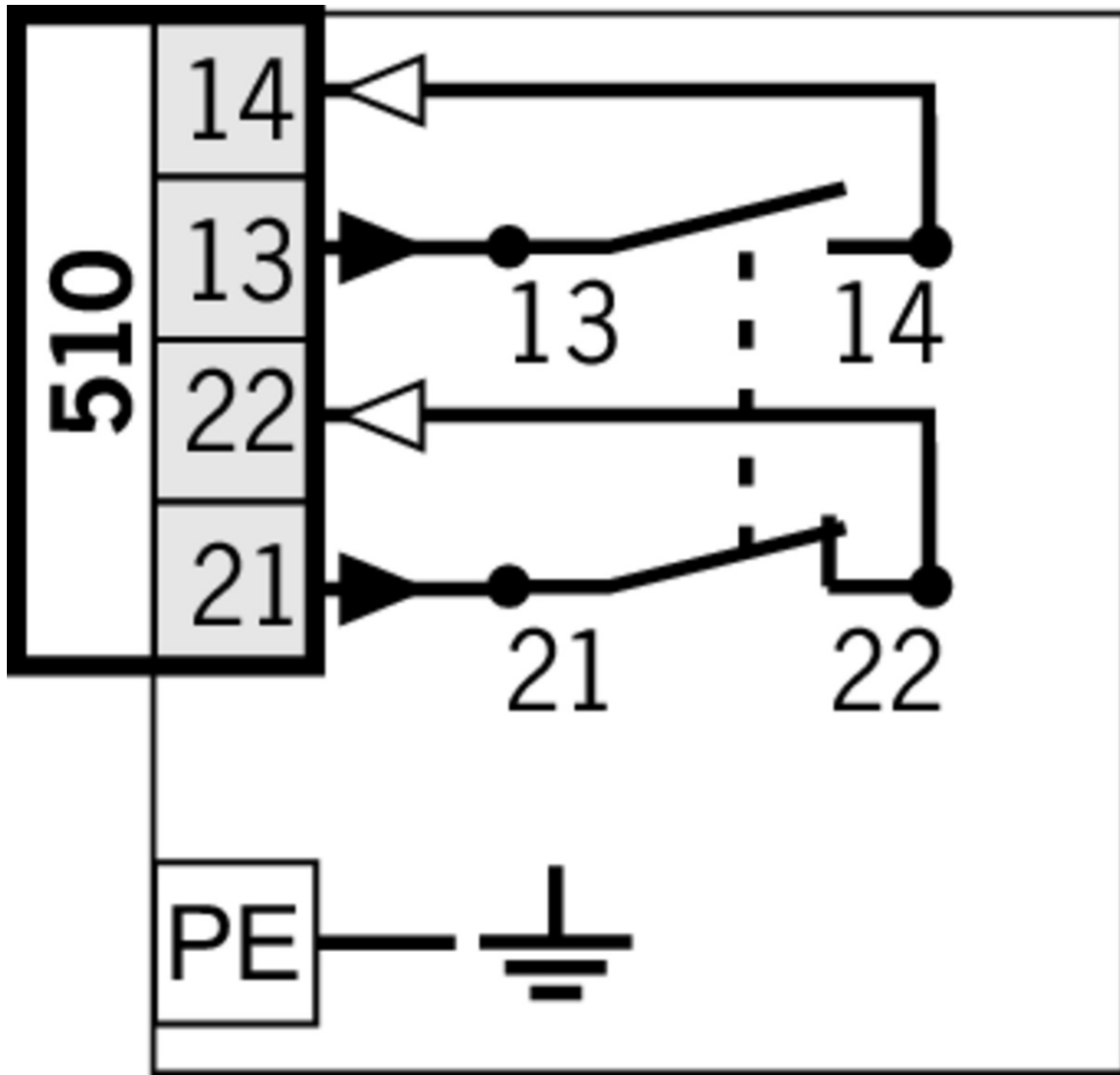
[1] d roller 12 mm

## Dimension drawing



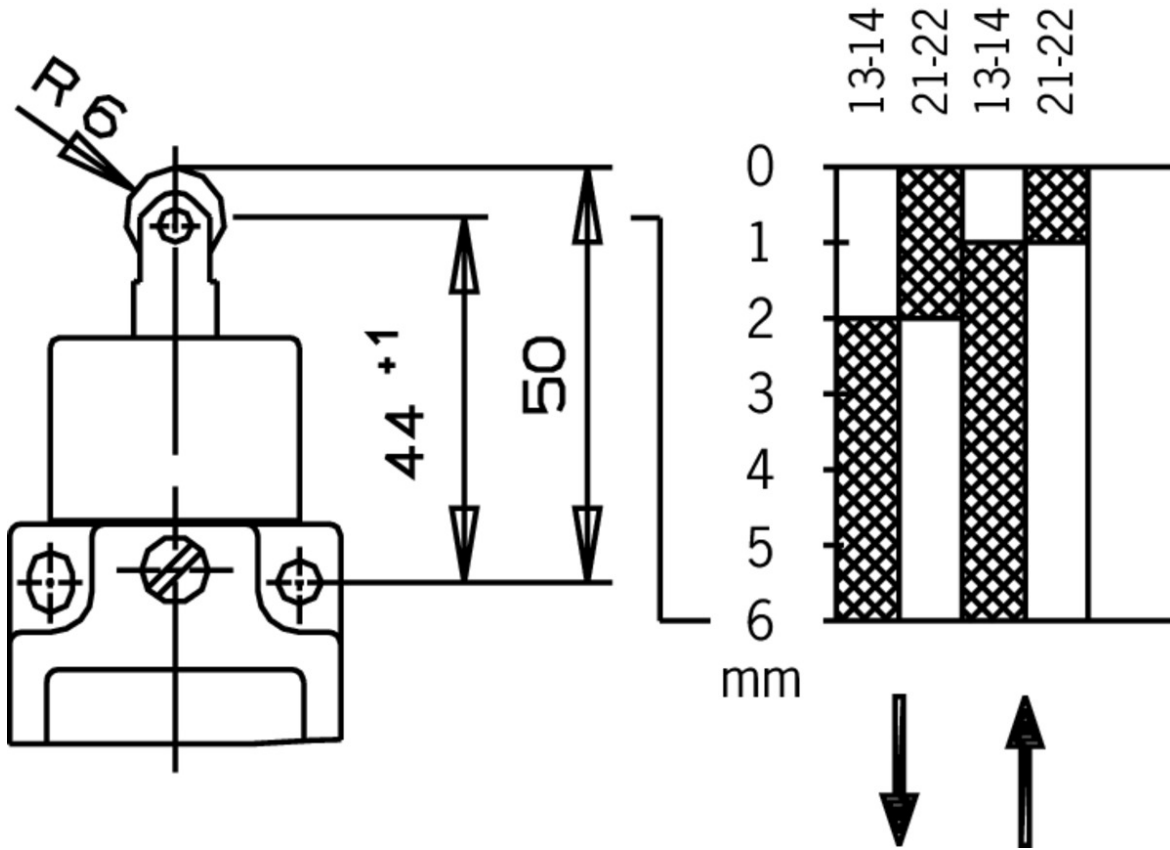
## Legende

- 1 Operating point
- 2 Free position





**Travel diagram**

**ES510**








**Legende**

-  Contacts closed
-  Contacts open

**Instructions**

 Betriebsanleitung Positionsschalter NG...

	<b>Doc. no.</b>	<b>Version</b>	<b>Language</b>	<b>Download</b>
Betriebsanleitung Positionsschalter NG...	2032310	11-03/18		 1.1 MB
Operating Instructions Position Switch NG...				
Mode d'emploi Interrupteurs de position NG...				
Istruzioni di impiego Finecorsa di posizione NG...				

Инструкция по эксплуатации Позиционные  
выключатели NG...

2032310 11-03/18



 0.5 MB

**CAD data**

CAD data for this item on TraceParts