

ITEM 079943 NG1RS-510L060-M

Description	Technical data	Accessories	Downloads
-------------	----------------	-------------	-----------



Features

- › Plunger actuator RS (roller plunger, steel roller)
- › Cable entry M20 x 1.5
- › LED indicator

Switching element

510 Snap-action switching contact 1 NC + 1 NO

LED function display

A function display is available for the following voltage range:

- › 12-60 V AC/DC (standard) L060

Adjustment options

Horizontal 4 x 90°

Approvals

Mechanical values and environment

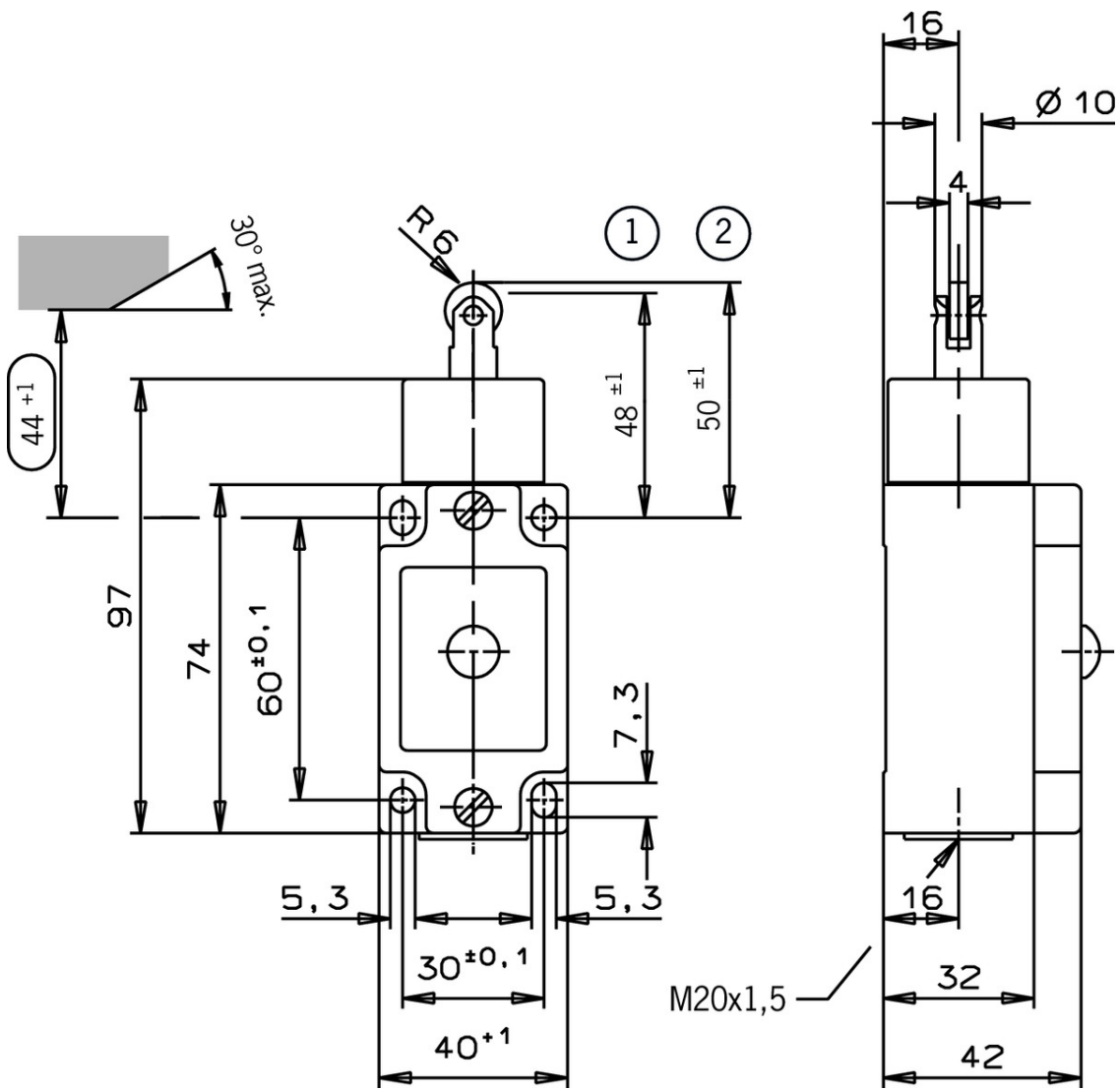
Housing material	Anodized die-cast alloy
Weight	
	Net 0,3 kg
Ambient temperature	-25 ... 80 °C
Degree of protection	IP67
Mechanical life	30 x 10 ⁶
Contact material	Silver alloy, gold flashed
Switching principle	Snap-action switching contact
Installation position	Any
Number of door position NC contacts	1
Number of door position NO contacts	1
Connection	
	1 x M20 x 1.5
Approach speed	
	max. 0,01 ... 20 m/min
Actuating element	
Plain bearing metal	Roller plunger ^[1]
Actuating force	15 ... 30 N

Electrical connection ratings

Rated thermal current I _{th}	6 A
Utilization category according to EN 60947-5-1	
	AC-15 6A 230V
	DC-13 6A 24V
	AC-12 10A 230V
Short circuit protection according to IEC 60269-1	
(Fuse)	6A gG
Rated insulation voltage U _i	250 V
Rated impulse withstand voltage U _{imp}	2,5 kV
Switching current	
Min. at DC 24V	10 mA
Connection cross-section	0,34 ... 1,5 mm ²
Display module	
AC/DC	12 ... 60 V 60 V LED red

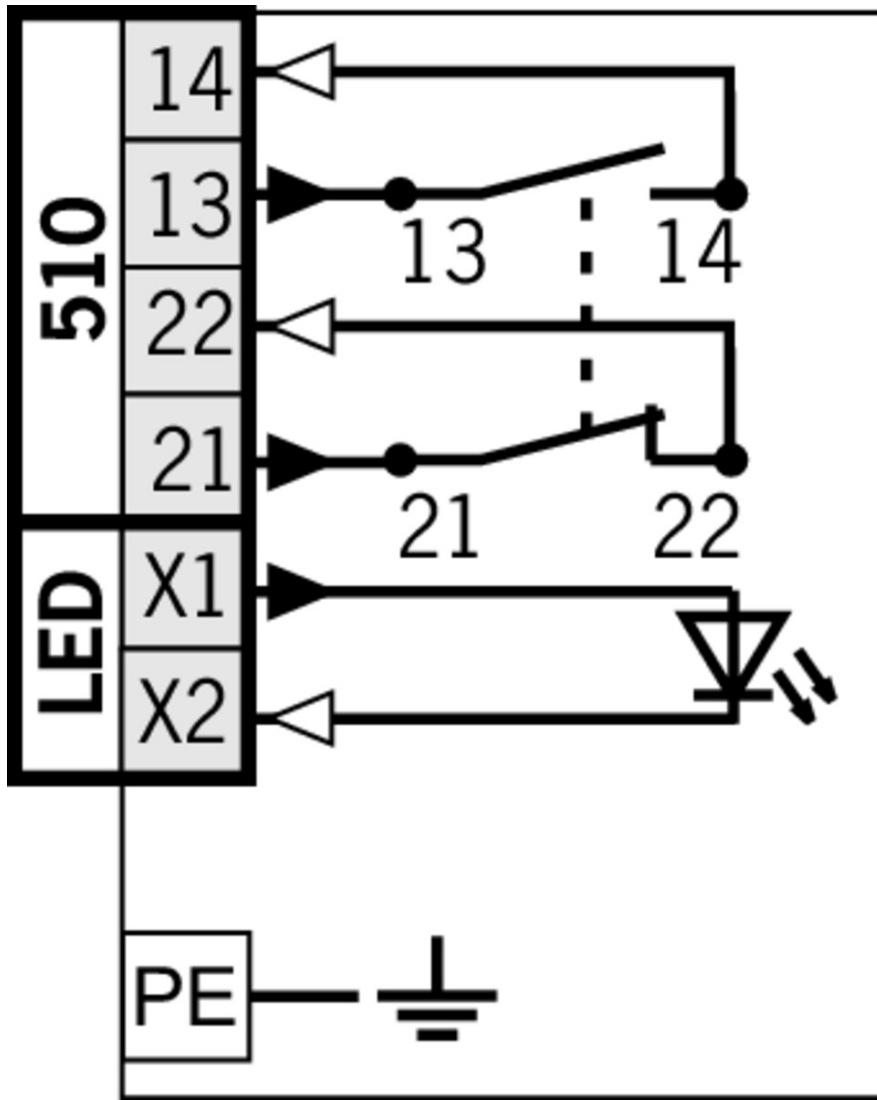
[1] d roller = 12 mm

Dimension drawing



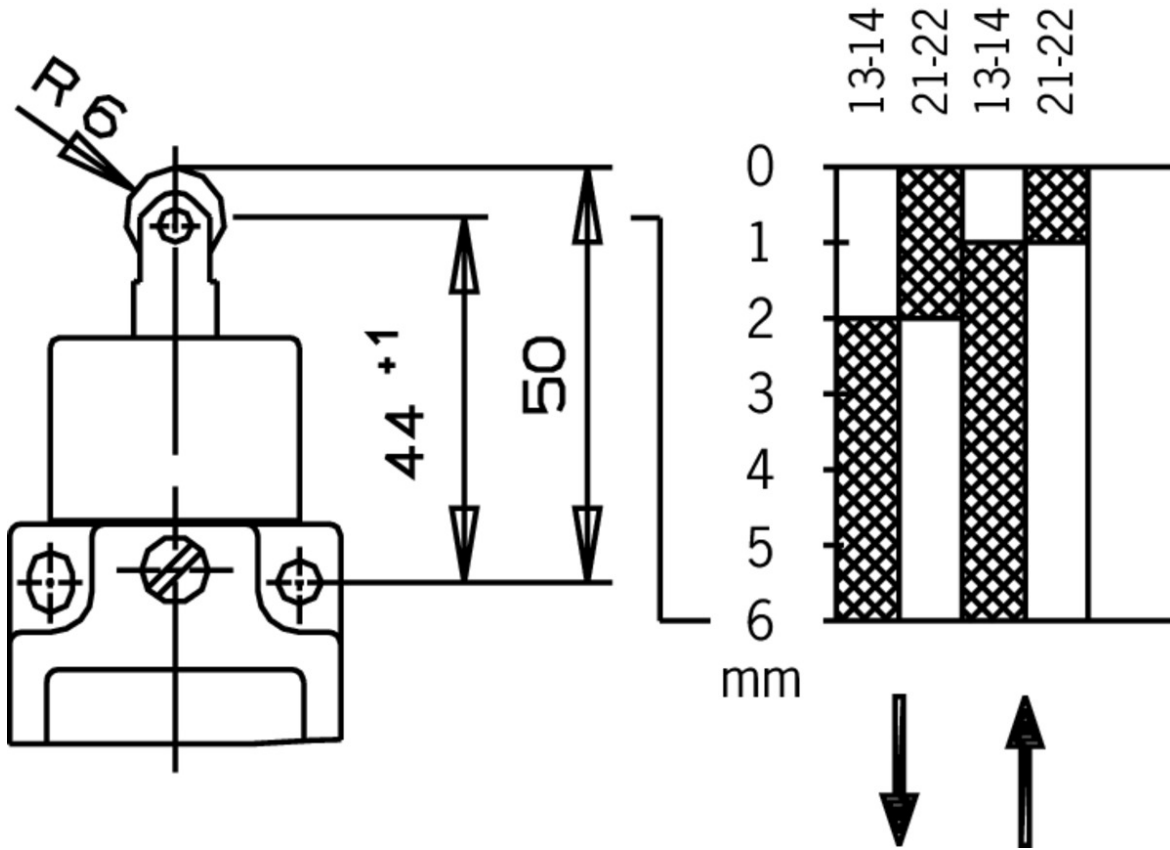
Legende

- 1 Operating point
- 2 Free position





Travel diagram

ES510








Legende

-  Contacts closed
-  Contacts open

Instructions


 Betriebsanleitung Positionsschalter NG...

	Doc. no.	Version	Language	Download
Betriebsanleitung Positionsschalter NG...	2032310	11-03/18		 1.1 MB
Operating Instructions Position Switch NG...				
Mode d'emploi Interrupteurs de position NG...				
Istruzioni di impiego Finecorsa di posizione NG...				

Инструкция по эксплуатации Позиционные
выключатели NG...

2032310 11-03/18



 0.5 MB

CAD data

CAD data for this item on TraceParts