


ITEM 088627 SN01K558SVM5-M

Description	Technical data	Accessories	Downloads
-------------	----------------	-------------	-----------



Features

- › Plunger material stainless steel

Approvals



Mechanical values and environment

Housing material	Anodized die-cast alloy
Weight	Net 0,1 kg
Ambient temperature	-5 ... 80 °C
Degree of protection	IP67
Mechanical life	10 x 10 ⁶
Contact material	Silver alloy, gold flashed

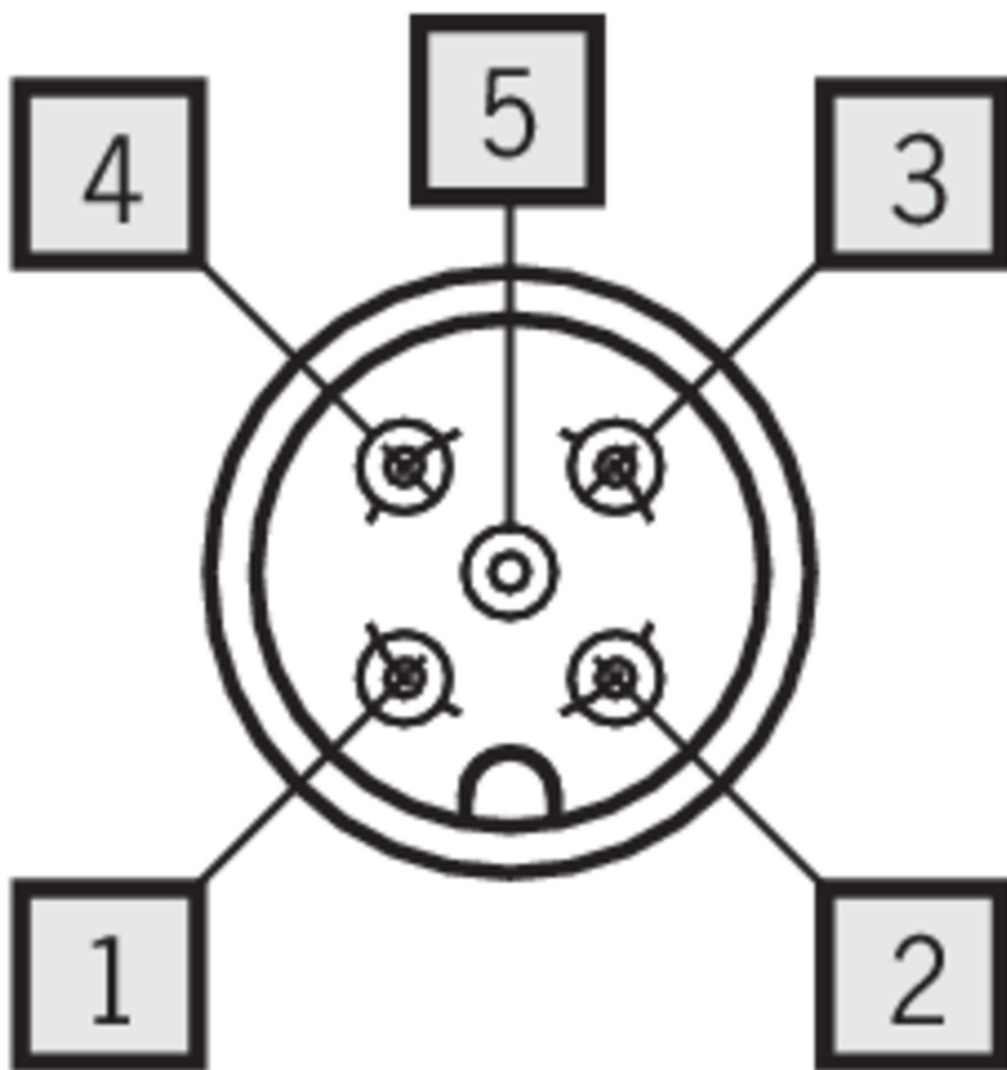
Switching principle	Snap-action switching contact
Installation position	Any
Number of door position NC contacts	1
Number of door position NO contacts	1
Connection	1 x Plug connector M12, adjustable ^[1]
Approach speed	max. 0,01 ... 8 m/min
Actuating element	Ball plunger
Steel ball, D ball = 4mm	
Actuating force	15 ... 20 N

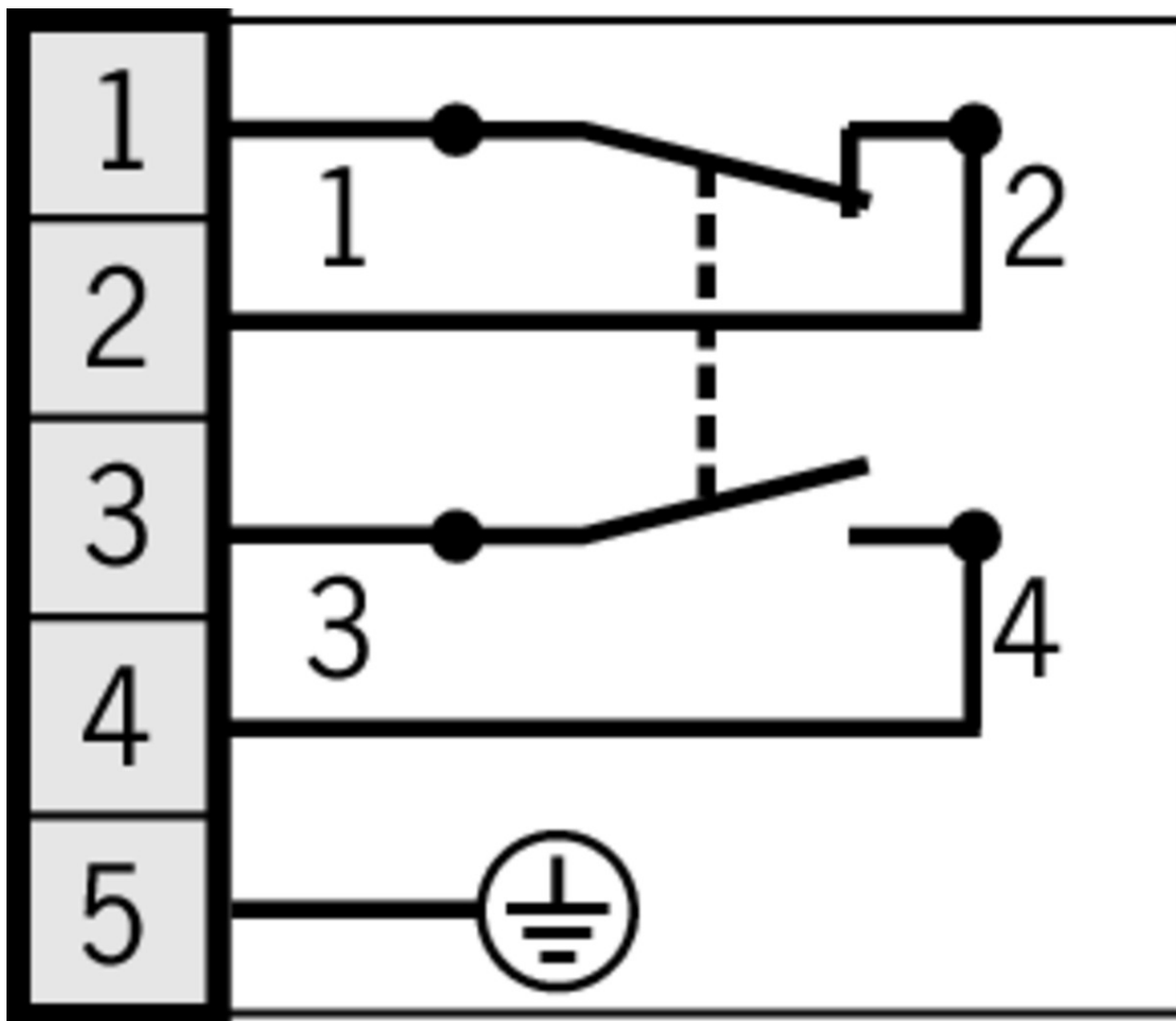
Electrical connection ratings

Rated thermal current I_{th}	4 A
Utilization category according to EN 60947-5-1	
AC-15	4A 30V
DC-13	3A 24V
Short circuit protection according to IEC 60269-1	
(Fuse)	4A gG
Rated insulation voltage U_i	50 V
Rated impulse withstand voltage U_{imp}	1,5 kV
Switching current	
Min. at DC 5V	10 mA

^[1] 5-pin

Wiring diagram





Connection material

- ✓ Connection cable with straight plug connector M12, 5-pin, 5m



073461 C-M12F05-05X050PU05,0-GA-073461

✓ Features

- › M12 female plug, 4-pin + PE
- › Straight plug connector
- › PUR cable
- › Halogen-free
- › Cable length 5 m
- › With flying lead
- › Cores color-coded

- ✓ Connection cable with angled plug connector M12, 5-pin, 5m



073462 C-M12F05-05X050PU05,0-GA-073462





✓ Features

- › M12 female plug, 4-pin + PE
- › Angled plug connector

- › PUR cable
- › Halogen-free
- › Cable length 5 m
- › With flying lead
- › Cores color-coded







Instructions

- Manual de instrucciones Finales de carrera unitarios de precisión N01/NB01/SN01

	Doc. no.	Version	Language	Download
Betriebsanleitung Präzisions-Einzelgrenztaster N01/NB01/SN01 Operating Instructions Precision Single Limit Switches N01/NB01/SN01	2105376	06-02/18	 	 0.9 MB
Mode d'emploi Monopistes de précision N01/NB01/SN01	2105376	06-02/18		 0.5 MB
Manual de instrucciones Finales de carrera unitarios de precisión N01/NB01/SN01	2105376	06-02/18		 0.5 MB
Istruzioni di impiego Finecorsa di precisione singoli N01/NB01/SN01	2105376	06-02/18		 0.5 MB

Catalogs

- Positionsschalter und Reihengrenztaster Position Switches and Multiple Limit Switches
Interrupteurs de position et boîtiers multipistes

	Doc. no.	Version	Language	Download
Positionsschalter und Reihengrenztaster	157835	01-03/18		 4.1 MB
Interrupteurs de position et boîtiers multipistes	157837	01-03/18		 4.1 MB
Position Switches and Multiple Limit Switches	157836	01-03/18		 4.1 MB

CAD data

CAD data for this item on TraceParts