

ITEM 087496 N1AK502SVM5-MC1883

Description	Technical data	Accessories	Downloads
-------------	----------------	-------------	-----------



Features

- › Plunger material stainless steel
- › Housing according to DIN 43693
- › For plug connectors with LED indicator

Approvals



Mechanical values and environment

Contact bounce time	< 3ms
Contact closing time	< 4ms
Design	Housing according to DIN 43693
Housing material	Anodized die-cast alloy
Weight	

	Net	0,25 kg
Ambient temperature		-5 ... 80 °C
Degree of protection		IP67 [1]
Mechanical life		30 x 10 ⁶
Contact material		Silver alloy, gold flashed
Switching principle		Snap-action switching contact
Installation position		Any
Number of switching elements		1
Number of NC contacts		1
Number of NO contacts		1
Connection	1 x	Plug connector M12 [2]
Approach speed	max.	0,01 ... 10 m/min
Actuating element		Ball plunger
Roller diameter		8 mm
Actuating force		min.20 N
Operating point accuracy	Approx.	± 0.01 [3]

Electrical connection ratings

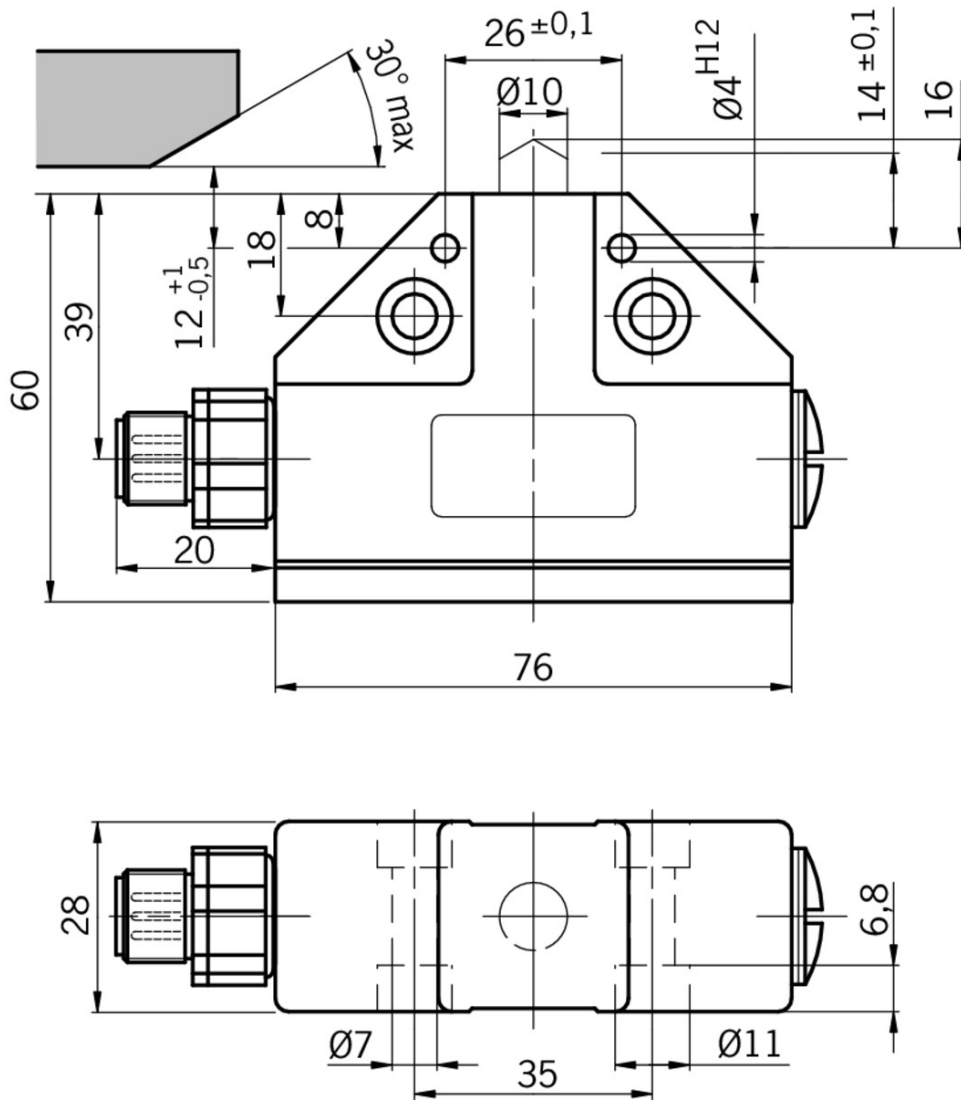
Rated thermal current I _{th}		4 A
Utilization category according to EN 60947-5-1	AC-15	4A 30V
	DC-13	4A 24V
Short circuit protection according to IEC 60269-1	(Fuse)	4A gG
Rated insulation voltage U _i		50 V
Rated impulse withstand voltage U _{imp}		1,5 kV
Switching current	Min. at DC 12V	10 mA

Miscellaneous

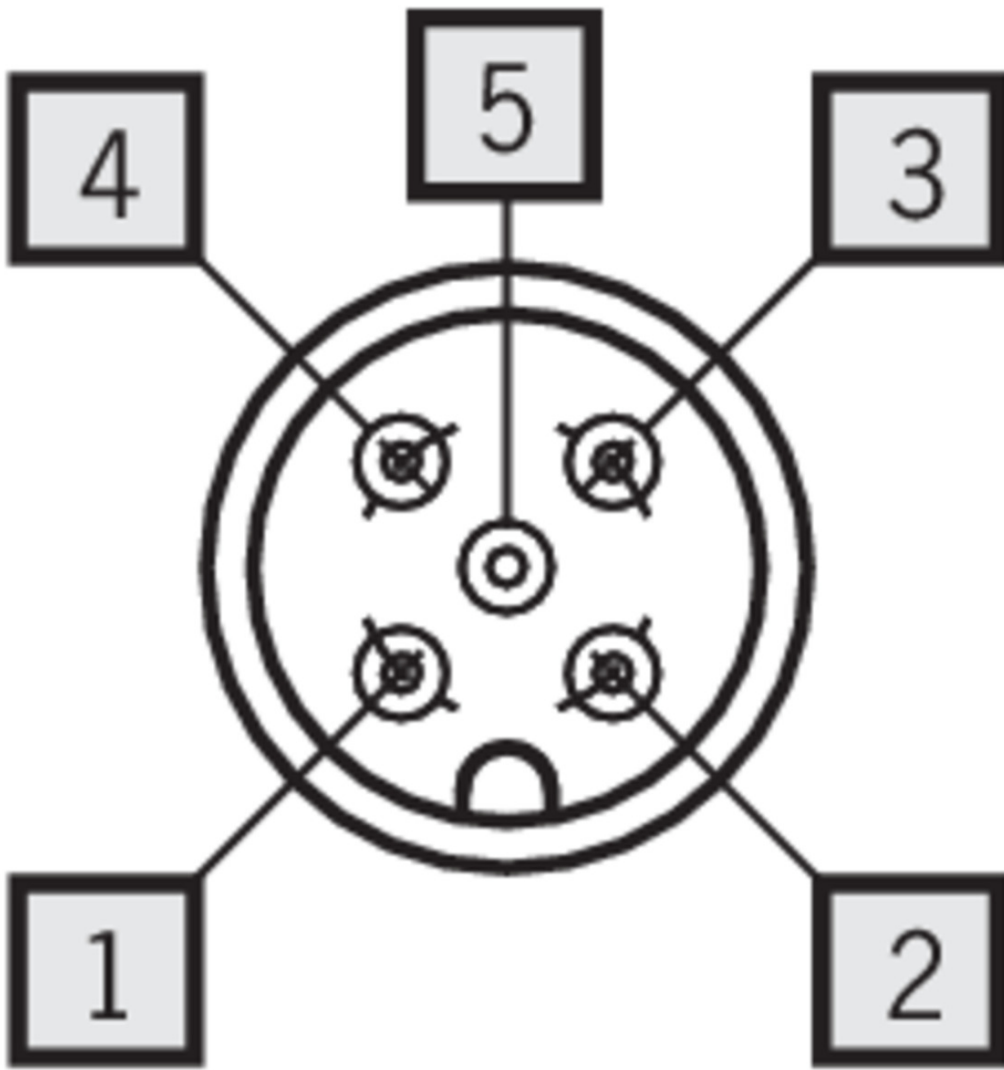
C number	C1883	[4]
----------	-------	-----

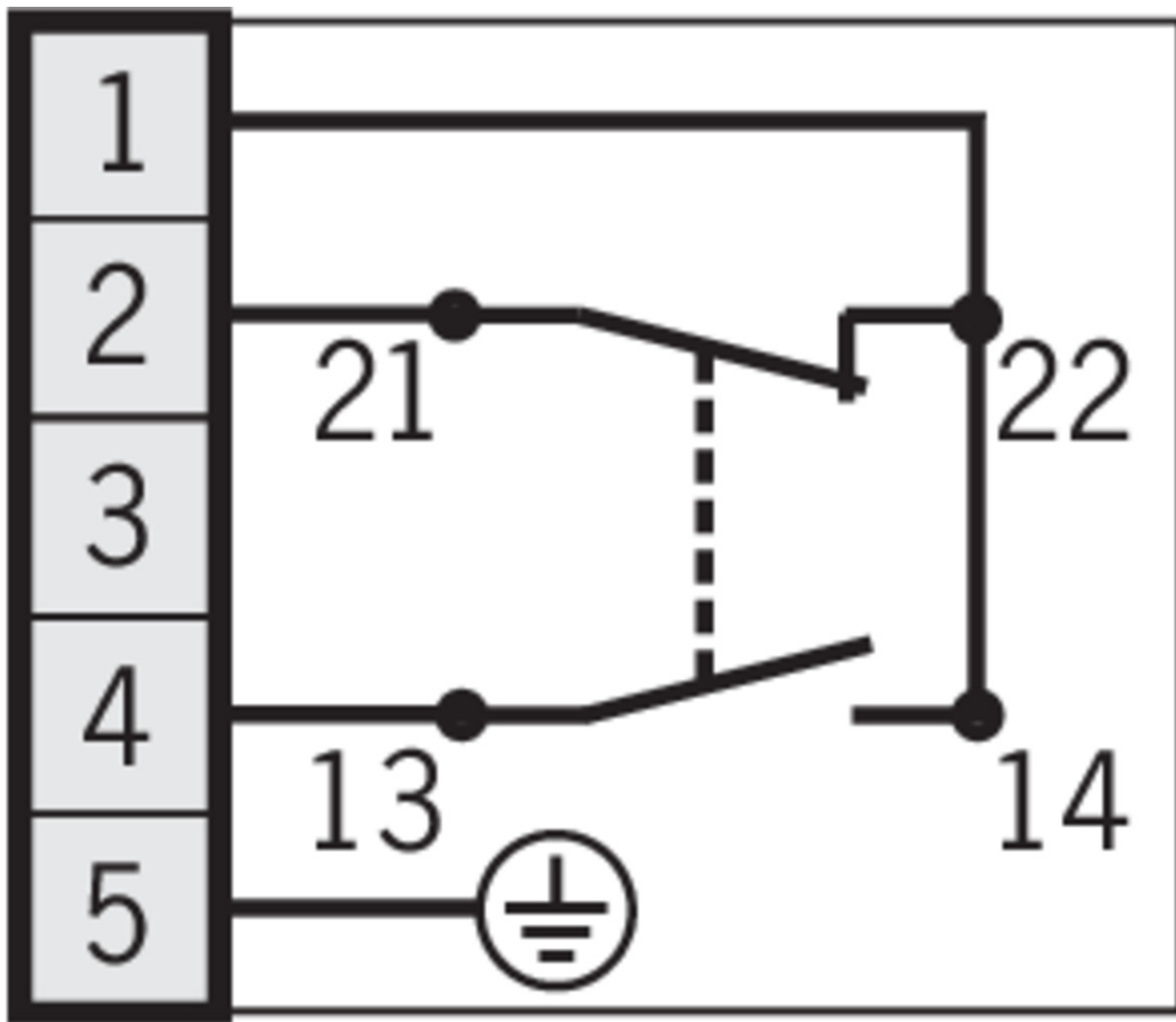
- [1] Only screwed tight with the related mating connector
- [2] 5-pin, angle - plug connector: cable outlet adjustable max. 270° Default setting for cable outlet downward.
- [3] The reproducible switching point accuracy refers to the axial travel of the plunger after the switching element ES 502 E has been run-in with approx. 2000 operating cycles.
- [4] Special wiring for plug connectors with LED indicator

Dimension drawing



Wiring diagrams











Instructions

Manual de instrucciones Finales de carrera unitarios de precisión N1A

	Doc. no.	Version	Language	Download
Betriebsanleitung Präzisions-Einzelgrenztaster N1A Operating Instructions Precision Single Limit Switches N1A	2032309	12-01/18		0.8 MB
Mode d'emploi Monopistes de précision N1A	2032309	12-01/18		0.4 MB
Manual de instrucciones Finales de carrera unitarios de precisión N1A	2032309	12-01/18		0.4 MB
Istruzioni di impiego Finecorsa di precisione singoli N1A	2032309	12-01/18		0.4 MB

Catalogs

 Positionsschalter und Reihengrenztaster Position Switches and Multiple Limit Switches
Interrupteurs de position et boîtiers multipistes

	Doc. no.	Version	Language	Download
Positionsschalter und Reihengrenztaster	157835	01-03/18		 4.1 MB
Interrupteurs de position et boîtiers multipistes	157837	01-03/18		 4.1 MB
Position Switches and Multiple Limit Switches	157836	01-03/18		 4.1 MB

CAD data

CAD data for this item on TraceParts