


ITEM 112048 MGB-CB-PN-112048

Description	Technical data	Accessories	Downloads
-------------	----------------	-------------	-----------



Features

- › Control panel
- › 6 pushbuttons illuminated
- › 6 selector switches, 3-stage, illuminated
- › Including adhesive labels
- › Push-pull plug
- › Including terminal plug for Stacklight (M12, 8-pin)
- › Including terminal plug for enabling switch (RC12, 12-pin)
- › Pre-assembled on mounting plates
- › Integrated Profinet RT switch

Profinet connection

Connection via push-pull plugs according to IEC 61076-3-117

Profinet RT switch

Point-to-point topology network structure due to integrated RT switch.

Approvals



Mechanical values and environment

Housing material	Reinforced plastic, die-cast zinc nickel-plated, stainless steel
Weight	Net 2,7 kg
Ambient temperature	At $U_B = 24V$ DC -20 ... 55 °C
Degree of protection	IP54
Resilience to vibration	In accordance with EN 60947-5-3
Installation position	Any
Reaction time	Enabling switch Switch-off timemax.250 ms ^[1]
Switching frequency	0,25 Hz
Connection	
	Push-pull power ^[2]
	Push-pull power ^[3]
According to IEC 61076-3-117 variant 14, screened, Profinet I/O cable, at least cat. 5e	Push-pull RJ45 ^[4]
According to IEC 61076-3-117 variant 14, screened, Profinet I/O cable, at least cat. 5e	Push-pull RJ45 ^[5]
	Plug connector RC12 ^[6]
	Plug connector M12 ^[7]

Electrical connection ratings

Current consumption	max.500 mA
Rated insulation voltage U_i	75 V
Rated impulse withstand voltage U_{imp}	0,5 kV
Maximum feed-in current in the connection block	X1, X2 max.4000 mA
EMC protection requirements	In accordance with EN 61000-4 and EN 61326-3-1
Degree of contamination (external, according to EN 60947-1)	3
Connecting cable	Ethernet Profinet I/O cable, at least cat. 5e
Safety class	III
	Power supply X1

Operating voltage DC	L1	24 V DC -15% ... 10% [8]
Auxiliary voltage DC	L2	24 V DC -15% ... +10% [9]
Fusing	external	Slow blowmin.1 A
Power supply X2		
Operating voltage DC	L1	24 V DC -15% ... 10% [10]
Auxiliary voltage DC	L2	24 V DC -15% ... +10% [11]

Interface, bus

Data interface	Ethernet	
Data protocol	Bus protocol	Profinet (IEC 61158 type 10)
	Safety protocol	Profisafe (IEC 61784-3-3)

Controls and indicators

Assignment diagram	C1
Assignment diagram	B1
Control/indicator	
Position 10	
Version	Illuminated push buttons
Special features	
Color	white
Switching element	1NO
Slide-in label	
Control/indicator	
Position 11	
Version	Illuminated push buttons
Special features	
Color	white
Switching element	1NO
Slide-in label	
Control/indicator	
Position 12	
Version	Illuminated push buttons
Special features	
Color	white
Switching element	1NO

Slide-in label	
Control/indicator	
	Position 13
Version	Illuminated push buttons
Special features	
Color	white
Switching element	1NO
Control/indicator	
	Position 14
Version	Selector switch, illuminated
Special features	
Color	
Switching element	2S
Control/indicator	
	Position 15
Version	Selector switch, illuminated
Special features	
Color	
Switching element	2S
Slide-in label	
Control/indicator	
	Position 16
Version	Selector switch, illuminated
Special features	
Color	
Switching element	2S
Control/indicator	
	Position 17
Version	Selector switch, illuminated
Special features	
Color	
Switching element	2S
Slide-in label	
Control/indicator	
	Position 90
Version	Illuminated push buttons
Special features	
Color	white
Switching element	1NO
Slide-in label	
Control/indicator	
	Position 91
Version	Illuminated push buttons
Special features	
Color	white
Switching element	1NO

Slide-in label	
Control/indicator	
	Position 94
Version	Selector switch, illuminated
Special features	
Color	
Switching element	2S
Slide-in label	
Control/indicator	
	Position 95
Version	Selector switch, illuminated
Special features	
Color	
Switching element	2S
Slide-in label	

Miscellaneous

Product version number	V3.30.10
Slide-in label	12 pcs. without marking

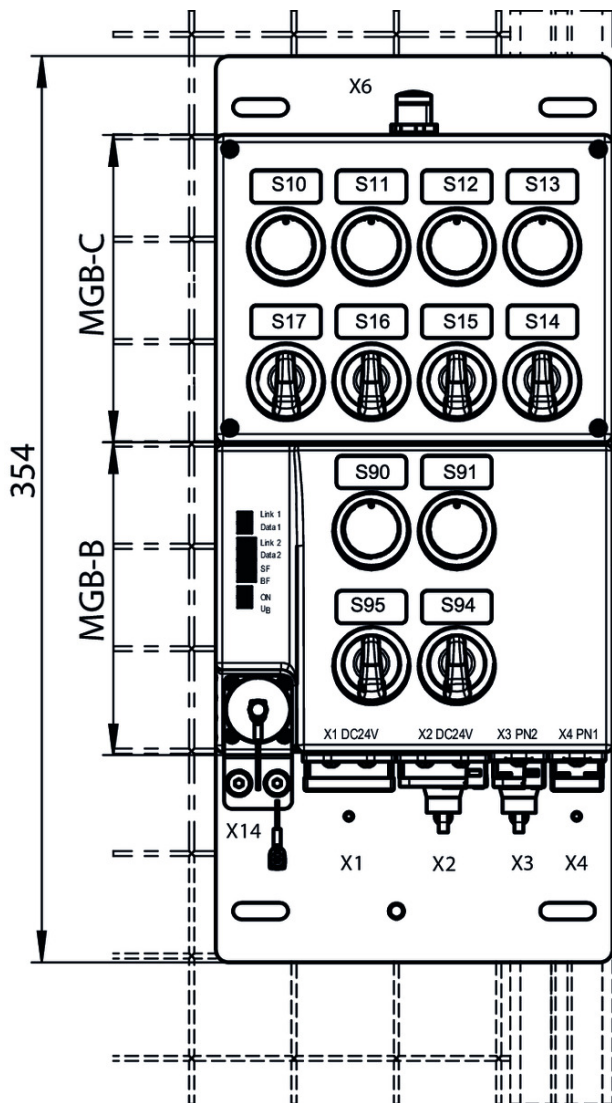
Reliability values acc. to EN ISO 13849-1

	Enabling switch
B10 _D	
Enabling switch	According to manufacturer's specifications
	Enabling switch evaluation
Category	4
Performance Level	PL e
PFH _D	4.1 x 10 ⁻⁸

Performance Level	PL e
Category	4
Safety Integrity Level	SIL 3 (EN 62061:2005)
Diagnostic Coverage (DC)	99
Mission time	20

- [1] The reaction time is the max. time between the change in the input status and the deletion of the corresponding bit in the bus protocol.
- [2] X1 (The document PROFINET "Cabling and Interconnection Technology" from the PNO aids in the correct selection of wiring.)
- [3] X2 (The document PROFINET "Cabling and Interconnection Technology" from the PNO aids in the correct selection of wiring.)
- [4] X3 (The document PROFINET "Cabling and Interconnection Technology" from the PNO aids in the correct selection of wiring.)
- [5] X4 (The document PROFINET "Cabling and Interconnection Technology" from the PNO aids in the correct selection of wiring.)
- [6] X14
- [7] X6
- [8] (Reverse polarity protected, regulated, residual ripple <5%, PELV)
- [9] The auxiliary voltage is not required for the MGB system
- [10, 11] For looping through for connected devices

Dimension drawing



Miscellaneous accessories

▼ Lens set 5 colors



120344 AY-SET-LNS-0001-120344

▼ Lens set 6 colors



120378 AY-SET-LNS-0002-120378

▼ Lens set labeled



120377 AY-SET-LNS-SY01-120377

▼ Adhesive labels

114529 MGB-A-PLATESET-NN01-114529

▼ Features

- › Adhesive labels suitable for MGB evaluation modules, bus modules and control modules
- › silver, blank
- › Packaging unit = 10 pcs.

▼ Lens set, three colors



158307 AY-SET-LNS-SY04-158307




Instructions

▼ Betriebsanleitung Sicherheitssysteme MGB-L..B-PN.-... (PROFINET) mit Datenstruktur Typ B ab V3.30.0

	Doc. no.	Version	Language	Download
Betriebsanleitung Sicherheitssysteme MGB-L..B-PN.-... (PROFINET) mit Datenstruktur Typ B ab V3.30.0	115174	07-02/15		3.2 MB
Operating Instructions Safety Systems MGB-L..B-PN.-... (PROFINET) with Data Structure Type B from V3.30.0	115174	07-02/15		3.2 MB







▼ Sicherheitsinformation (Teil der Betriebsanleitung Sicherheitssystem MGB-L.B-PN.-... (PROFINET)) ab V3.30.0

Doc. no. Version Language Download

Sicherheitsinformation (Teil der Betriebsanleitung Sicherheitssystem MGB-L.B-PN.-... (PROFINET)) ab V3.30.0 Safety Information (Part of the Operating Instructions Safety System MGB-L.B-PN.-... (PROFINET)) from V3.30.0	123621	02-03/15	 	 0.2 MB
--	--------	----------	---	---

Declaration of conformity

 EU-Konformitätserklärung

	Doc. no.	Version	Language	Download
EU-Konformitätserklärung Declaración UE de conformidad Déclaration UE de conformité Dichiarazione di conformità EU declaration of conformity	2123624	06-01/17	    	 0.3 MB

CAD data

CAD data for this item on TraceParts