

## ITEM 157774 MCM-MLI-YA4A4A4A4-JA-157774

Description	Technical data	Accessories	Downloads
-------------	----------------	-------------	-----------



### Features

- › Function expansion for bus module MBM and locking module MGB2-L.-MLI
- › Four slots for mounting submodules
- › Category 4/PL e for the evaluation of all safety functions
- › Four blanking covers
- › Submodule connection type: N/P
- › Compatible with all Modular devices

### Function

The MCM Modular can be connected directly or remotely to the bus module and in this way can be operated as a control terminal. It can also be used as an expansion for the control features on a locking module. The MCM Modular offers four slots for mounting submodules.

### Expandable via connection on the top

Either a module plug connector or a plug for the direct connection of a signal light with up to four lamps can be used on the top of the MCM.

## Components included in the set



157854 Extension module MCM-MLI-Y00000000-JJ-157854  
Features



126372 Submodule MSM-1-N-AA-000-A4-126372  
Features



126372 Submodule MSM-1-N-AA-000-A4-126372  
Features



126372 Submodule MSM-1-N-AA-000-A4-126372  
Features



126372 Submodule MSM-1-N-AA-000-A4-126372  
Features



157024 Module connector AC-MC-SB-M-A-157024  
Features



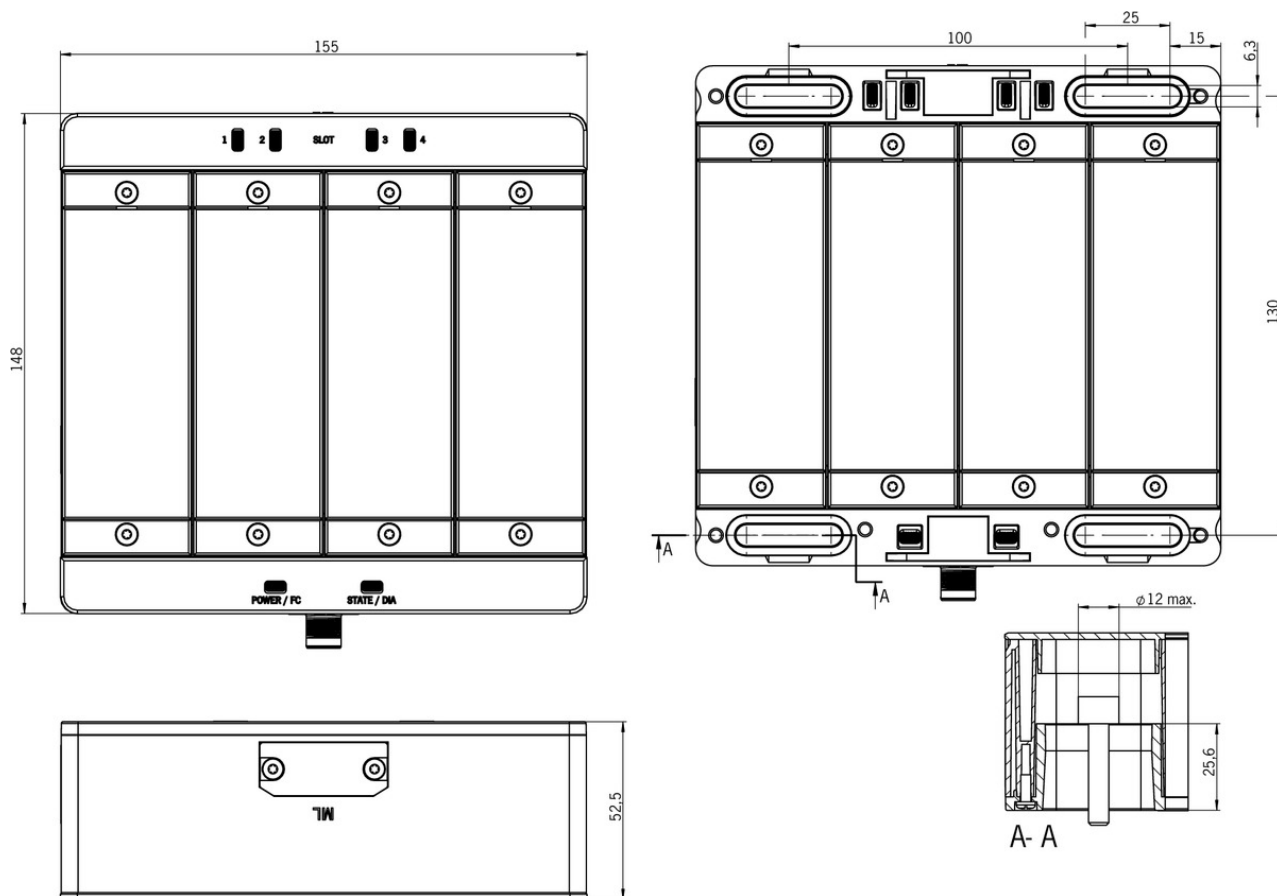
156718 AC-MC-00-0-B-156718  
Features

## Mechanical values and environment

Installation position

Any

## Dimension drawing



## Connection material

- ▼ Module connector MLI (M12), 5-pin, plug



**157024** AC-MC-SB-M-A-157024

▼ Features

- › Module plug connector MLI (M12), straight
- › Number of pins: 5-pin , plug

- ▼ Module connector MLI, 5-pin, socket



**157025** AC-MC-SB-F-B-157025

▼ Features

- › Module plug connector MLI, straight
- › Directly pluggable (without thread)
- › Number of pins: 5-pin, socket

- ▼ Module connector MLI (M12), 5-pin, socket



**157028** AC-MC-SB-F-A-157028

▼ Features

- › Module plug connector MLI (M12), straight
- › With thread
- › Number of pins: 5-pin, socket

---

▼ Cover for unused MLI connections



**156718** AC-MC-00-0-B-156718

▼ Features

- › Cover for unused connections
- › incl. fixing screws
- › incl. seal

---

▼ Plug connector M12 for signal light MCM, 8-pin, socket

**157029** AC-MC-SA-F-A-157029

▼ Features

- › For expansion module MCM
- › Plug connector M12 for connection of a signal light
- › Number of pins: 8-pin, socket

---

▼ Connection cable with 2 plug connectors M12, 5-pin, 20m



**119971** C-M12F05-05X034PU20,0-M12M05-119971

▼ Features

- › M12 female plug to M12 plug connector, 5-pin
- › Straight female plug and plug connector
- › PUR cable
- › Cable length 20 m

---

▼ Connection cable with 2 plug connectors M12, 5-pin, 10m



**119947** C-M12F05-05X034PU10,0-M12M05-119947

▼ Features

- › M12 female plug to M12 plug connector, 5-pin
- › Straight female plug and plug connector
- › PUR cable
- › Cable length 10 m

---

▼ Connection cable with 2 plug connectors M12, 5-pin, 5m



**119932** C-M12F05-05X034PU05,0-M12M05-119932

▼ Features

- › M12 female plug to M12 plug connector, 5-pin
- › Straight female plug and plug connector
- › PUR cable
- › Cable length 5 m

---

## Submodules

▼ Submodule MSM-1-N-AA-000-A4 (dummy cover)

**126372** MSM-1-N-AA-000-A4-126372

▼ Features



- › Function expansion for modules MGB2 and MCM
  - › Connection type: N
  - › Blanking cover
- 

▼ Submodule MSM-1-N-AA-QQQ-B1 (blanking cover with three slide-in labels)



**137610** MSM-1-N-AA-QQQ-B1-137610

▼ Features

- › Function expansion for modules MGB2 and MCM
  - › Connection type: N
  - › Three cut-outs for slide-in labels
  - › Incl. transparent label holder (AY-C-A1-156732)
  - › Incl. slide-in labels
- 

▼ Submodule MSM-1-P-CA-0L0-A3 (white cover for indicators, middle)



**126062** MSM-1-P-CA-0L0-A3-126062

▼ Features

- › Function expansion for modules MGB2 and MCM
  - › Connection type: P
  - › Cover for indicators, white, middle
- 

▼ Submodule MSM-1-P-CA-L00-C1 (white cover for indicators, top/bottom)



**137748** MSM-1-P-CA-L00-C1-137748

▼ Features

- › Function expansion for modules MGB2 and MCM
  - › Connection type: P
  - › White cover for indicators, top/bottom
- 

▼ Submodule MSM-1-P-CA-P00-B9 (illuminated pushbutton, top/bottom)



**137746** MSM-1-P-CA-P00-B9-137746

▼ Features

- › Function expansion for modules MGB2 and MCM
  - › Connection type: P
  - › One illuminated white pushbutton, top/bottom
  - › incl. lens set
- 

▼ Submodule MSM-1-P-CA-0P0-B8 (illuminated pushbutton, middle)



**137744** MSM-1-P-CA-0P0-B8-137744

▼ Features

- › Function expansion for modules MGB2 and MCM
  - › Connection type: P
  - › One illuminated pushbutton, middle
  - › incl. lens set
- 

▼ Submodule MSM-1-P-DA-M00-A6 (M12 plug connector for enabling switch)



**137596** MSM-1-P-DA-M00-A6-137596

▼ Features

- › Function expansion for modules MGB2 and MCM
  - › Connection type: P
  - › One plug connector M12 for connecting an enabling switch
- 

▼ Submodule MSM-1-P-CS-B0P-A2 (illuminated emergency stop with protection, illuminated pushbutton)



**137020** MSM-1-P-CS-B0P-A2-137020

▼ Features

- › Function expansion for modules MGB2 and MCM
  - › Connection type: P
  - › One illuminated emergency stop according to ISO 13850
  - › One illuminated pushbutton
  - › incl. lens set
- 

▼ Submodule MSM-1-P-CA-B0P-B5 (illuminated emergency stop, illuminated pushbutton)



**137738** MSM-1-P-CA-B0P-B5-137738

▼ Features

- › Function expansion for modules MGB2 and MCM
  - › Connection type: P
  - › One illuminated emergency stop according to ISO 13850
  - › One illuminated pushbutton
  - › incl. lens set
- 

▼ Submodule MSM-1-P-CA-P0P-B6 (two illuminated pushbuttons, top/bottom)



**137740** MSM-1-P-CA-P0P-B6-137740

▼ Features

- › Function expansion for modules MGB2 and MCM
  - › Connection type: P
  - › Two illuminated pushbuttons
  - › incl. lens set
- 

▼ Submodule MSM-1-P-CA-PP0-B7 (two illuminated pushbuttons, middle, top/bottom)



**137742** MSM-1-P-CA-PP0-B7-137742

▼ Features

- › Function expansion for modules MGB2 and MCM
  - › Connection type: P
  - › Two illuminated pushbuttons, middle, top/bottom
  - › incl. lens set
- 

▼ Submodule MSM-1-P-CA-PPP-A9 (three illuminated pushbuttons)



**127040** MSM-1-P-CA-PPP-A9-127040

▼ Features

- › Function expansion for modules MGB2 and MCM
- › Connection type: P

- › Three illuminated pushbuttons
  - › incl. lens set
- 

- ▼ Submodule MSM-1-P-CS-BPP-A5 (illuminated emergency stop with protection, two illuminated pushbuttons)



**126381** MSM-1-P-CS-BPP-A5-126381

▼ Features

- › Function expansion for modules MGB2 and MCM
  - › Connection type: P
  - › One illuminated emergency stop according to ISO 13850
  - › Two illuminated pushbuttons
  - › incl. lens set
- 

- ▼ Submodule MSM-1-P-CA-BPP-A1 (illuminated emergency stop, two illuminated pushbuttons)



**136687** MSM-1-P-CA-BPP-A1-136687

▼ Features

- › Function expansion for modules MGB2 and MCM
  - › Connection type: P
  - › One illuminated emergency stop according to ISO 13850
  - › Two illuminated pushbuttons
  - › incl. lens set
- 

- ▼ Submodule MSM-1-P-CA-KPP-C3 (one selector switch 90°, form V, illuminated, two illuminated pushbuttons)



**137752** MSM-1-P-CA-KPP-C3-137752

▼ Features

- › Function expansion for modules MGB2 and MCM
  - › Connection type: P
  - › One selector switch 1 x 90°, form V, illuminated
  - › Two illuminated pushbuttons
  - › incl. lens set
- 

- ▼ Submodule MSM-1-P-CA-RRR-C5 (three acknowledgment buttons, illuminated)



**157218** MSM-1-P-CA-RRR-C5-157218

▼ Features

- › Function expansion for modules MGB2 and MCM
  - › Connection type: P
  - › Three illuminated acknowledgment buttons
- 

- ▼ Submodule MSM-1-P-CA-TTT-C7 (three selector switches 1 x 90°, form V, illuminated)











**158906** MSM-1-P-CA-TTT-C7-158906

▼ Features

- › Function expansion for modules MGB2 and MCM
  - › Connection type: P
  - › Three selector switches 1 x 90°, form V, illuminated
-

## Catalogs

▼ Multifunctional Gate Box MGB2 Modular Multifunctional Gate Box MGB2 Modular Multifunctional Gate Box MGB2 Modular Multifunctional Gate Box MGB2 Modular

	<b>Doc. no.</b>	<b>Version</b>	<b>Language</b>	<b>Download</b>
Multifunctional Gate Box MGB2 Modular	159037	02-09/18		 14.3 MB
Multifunctional Gate Box MGB2 Modular	159050	02-09/18		 14.4 MB
Multifunctional Gate Box MGB2 Modular	159051	02-09/18		 14.4 MB
Multifunctional Gate Box MGB2 Modular	159039	02-09/18		 14.4 MB