


**KB300100****CAPACITIVE SENSORS • NORM SWITCHING DISTANCE**

Capacitive proximity switches are contact-free sensors. They detect metallic and non-metallic objects, regardless of whether they move or not. The achievable sensing range of the devices depends on the object material, its dimensions and the response sensitivity, which is set via a potentiometer. The vibration-resistant sensors can be approached laterally or frontally. Capacitive proximity switches are used for presence detection (e.g. sealing detection), positioning (e.g. PET bottles), counting (e.g. plastic caps), level detection (e.g. lubricant) or distance measurements (e.g. thickness measurement) of solid and liquid materials.

**MECHANICAL DATA**

Active area material of sensor	PTFE
Ambient temperature	-25 °C ... 70 °C
Cable length	2 m
Degree of protection (IP)	IP67
Housing coating	Nickel-plated
Housing design	Cylinder, screw-thread
Housing material	Brass
Material of cable sheath	PVC
Mechanical mounting condition for sensor	Flush
Number of wires	3
Pressure-proof	No
Sensor length	70 mm
Thread length	55 mm
Thread pitch	1.5 mm
Thread size, metric	30

**ELECTRICAL DATA**

Cascadable	No
Correction factor (glass)	0.6
Correction factor (oil)	0.5
Correction factor (PVC)	0.5
Correction factor (wood)	0.6
Hysteresis	15 %
Max. output current	400 mA
No-load current	15 mA
Rated control supply voltage $U_s$ at DC	10 V ... 35 V
Reverse polarity protection	Yes
Setting procedure	Manual adjustment
Short-circuit-proof	Yes
Suitable for safety functions	No
Supply voltage	10 V ... 35 V


## ELECTRICAL DATA

Switching distance	10 mm
Switching distance	0.5 mm ... 25 mm
Switching frequency	200 Hz
Type of electrical connection	Cable
Type of switching function	Normally open contact
Type of switching output	PNP
Voltage drop	2 V
Voltage type	DC
With LED display	Yes
With monitoring function of downstream devices	No

## OTHER DATA

Level detection	Yes
-----------------	-----

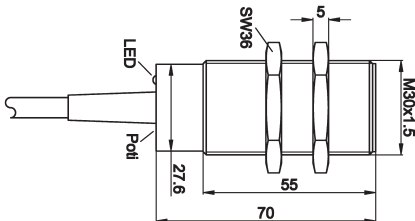
## CONNECTION



**Colors:** BN (brown), BU (blue), BK (black)

**Functions:** BN = L+, BU = L-, BK = PNP NO

## DIMENSIONAL DRAWING



## INSTALLATION



Mounting / Installation may only be carried out by a qualified electrician!

## DISPOSAL



## SAFETY WARNINGS

Before initial operation, please make sure to follow all safety instructions that may be provided in the product information!

