


MZR90185**MAGNETIC SENSORS • SENSORS FOR PNEUMATIC CYLINDERS**

For many tasks in the field of automation technology, it is necessary to recognize the motional processes in pneumatic and hydraulic cylinders and to detect the position of the piston with precision. For this, magnetic cylinder sensors are used.

**MECHANICAL DATA**

Ambient temperature	-25 °C ... 75 °C
Degree of protection (IP)	IP67
Housing design	Cylinder plain
Housing material	Stainless steel
Increased ambient temperatures > 80°C	No
Metal housing	Yes
Mounting access, cylinder groove	From the top
Sensor diameter	9 mm
Sensor length	22 mm
Sensor surface position	Center of the device
Strong vibration / motion	Yes

ELECTRICAL DATA

Cross/short circuit identification possible	No
Hysteresis	1 mm
Low sensitivity	No
Low switching hysteresis	Yes
Max. output current	150 mA
No-load current	15 mA
Number of pins	3
Number of switching outputs	1
Operating voltage	10 V ... 30 V
Reed contact	No
Relative repeat accuracy	0.1 mm
Reverse polarity protection	Yes
Sensor surface (active)	Middle area
Setting via teach-in	No
Short-circuit-proof	Yes
Suitable for safety functions	No
Switching frequency	1000 Hz
Two switching points	No

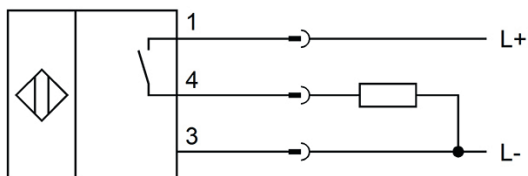
ELECTRICAL DATA

Type of electrical connection	Connector M8
Type of switching function	Normally open contact
Type of switching output	PNP
Voltage drop	2 V
Voltage type	DC
With LED display	Yes
With monitoring function of downstream devices	No

OTHER DATA

Cylinder sensors	Yes
Harsh environmental conditions	Yes
Metallic sensor surface	No
Oil and cooling lubricants	Yes
Short travel path	No

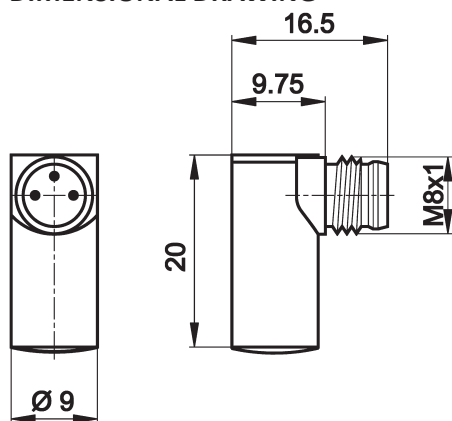
CONNECTION



Colors: 1 = BN (brown), 3 = BU (blue), 4 = BK (black)

Functions: 1 = L+, 3 = L-, 4 = PNP NO

DIMENSIONAL DRAWING



INSTALLATION



Mounting / Installation may only be carried out by a qualified electrician!

DISPOSAL



SAFETY WARNINGS

Before initial operation, please make sure to follow all safety instructions that may be provided in the product information!

