


OG200371

OPTICAL SENSORS • FORK LIGHT BARRIERS

Special design of through-beam sensor. Transmitter and receiver are located in the fork or angular limbs and are perfectly aligned to each other.



MECHANICAL DATA

Ambient temperature	-10 °C ... 60 °C
Degree of protection (IP)	IP67
Fork depth	25 mm
Fork light barrier design	Furcate
Fork width	20 mm
Housing design	Cuboid
Housing material	Zinc die-cast
Material of optical surface	Plastic
Reflector included in the scope of delivery	No
Sensor height	40 mm
Sensor length	10 mm
Sensor width	50 mm

ELECTRICAL DATA

Analogue output 0 mA ... 20 mA	No
Analogue output 0 V ... 10 V	No
Analogue output -10 V ... +10 V	No
Analogue output 4 mA ... 20 mA	No
Decay time	0.12 ms
Hysteresis	0.1 mm
Max. output current	200 mA
Max. switching distance	20 mm
No-load current	30 mA
Number of pins	3
Operating voltage	10 V ... 35 V
Pre-failure message	No
Rated control supply voltage U_s at DC	10 V ... 35 V
Relative repeat accuracy	0.02 mm
Repeatability +/-	20 μ m
Response time	0.12 ms
Reverse polarity protection	Yes

ELECTRICAL DATA

Scanning function	Light-/dark-on mode
Setting procedure	Manual adjustment
Short-circuit-proof	Yes
Suitable for safety functions	No
Switching frequency	4000 Hz
Type of electrical connection	Connector M8
Type of switching function	Normally closed contact/normally open contact
Type of switching output	PNP
Type of the forked light barrier	Standard
Voltage drop	2.8 V
Voltage type	DC
With communication interface, analog	No
With communication interface, AS-Interface	No
With communication interface, CANOpen	No
With communication interface, DeviceNet	No
With communication interface, Ethernet	No
With communication interface, INTERBUS	No
With communication interface, PROFIBUS	No
With communication interface, RS-232	No
With communication interface, RS-422	No
With communication interface, RS-485	No
With communication interface, SSD	No
With communication interface, SSI	No
With monitoring function of downstream devices	No
With other analog output	No
With restart lock	No
With time function	No

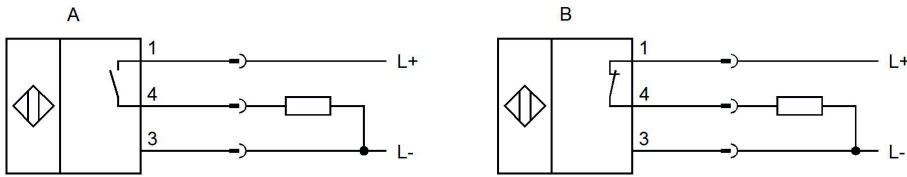
OPTICAL DATA

Laser protection class	None
Light beam form	Point
Light source	Infrared light
Min. object size	0.4 mm
Resolution	400 µm
Wavelength of the sensor	880 nm

OTHER DATA

Feeding technology	Yes
--------------------	-----

CONNECTION

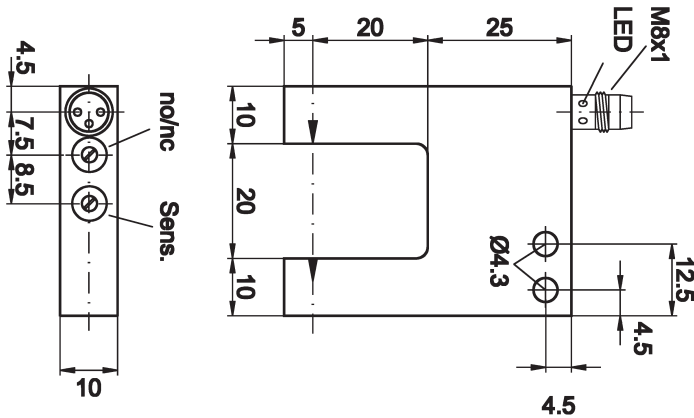


Colors: A: 1 = BN (brown), 3 = BU (blue), 4 = BK (black)

B: 1 = BN (brown), 3 = BU (blue), 4 = BK (black) **Functions:** A: 1 = L+, 3 = L-, 4 = PNP NO

B: 1 = L+, 3 = L-, 4 = PNP NC

DIMENSIONAL DRAWING



INSTALLATION



Mounting / Installation may only be carried out by a qualified electrician!

DISPOSAL



SAFETY WARNINGS

Before initial operation, please make sure to follow all safety instructions that may be provided in the product information!