


OS126303

HIGH-PERFORMANCE THROUGH-BEAM SENSORS • THROUGH-BEAM SENSORS TRANSMITTERS

Optical sensors function contactlessly. They detect objects independent of their characteristics (e.g., shape, color, surface structure, material). The basic operating principle is based on the transmission and reception of light. There are three different versions: 1. The through-beam sensor consists of two separate devices, a transmitter and a receiver that are aligned with one another. If the light beam between the two devices is interrupted, the switching output integrated in the receiver changes its status. 2. With the retro-reflective sensor, the transmitter and receiver are located in one device. The emitted light beam is reflected back to the receiver by a reflector that is to be mounted opposite the device. As soon as the light beam is interrupted, the switching output integrated in the device changes its status. 3. With the diffuse reflection sensor, the transmitter and receiver are in one device. The emitted light beam is reflected by the object that is to be detected. As soon as the receiver detects the reflected light, the switching output integrated in the device changes its status.



MECHANICAL DATA

Ambient temperature	-25 °C ... 60 °C
Cable length	15 m
Degree of protection (IP)	IP67
Housing coating	Nickel-plated
Housing design	Cylinder, screw-thread
Housing material	Brass
Material of cable sheath	PVC
Material of optical surface	Plastic
Number of wires	2
Sensor length	24 mm
Shock resistance	30 g
Storage temperature	80 °C
Storage temperature	-40 °C
Thread length	14 mm
Thread pitch	1 mm
Thread size, metric	12
Vibration resistance	55 Hz
Wire cross section	0.34 mm ²

ELECTRICAL DATA

Connection to amplifier	Yes
IO-Link compatible	No
Rated switching distance	0 mm
Transmitting power	0.35 W
Type of electrical connection	Cable
Type of input voltage	DC
Voltage type	DC

ELECTRICAL DATA

With time function No

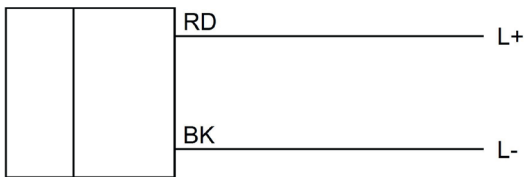
OPTICAL DATA

Angle of beam spread	6 °
Light beam form	Point
Light source	Infrared light
Wavelength of the sensor	880 nm

OTHER DATA

Heavy-duty devices	Yes
Scope of delivery of the one-way system	Transmitter

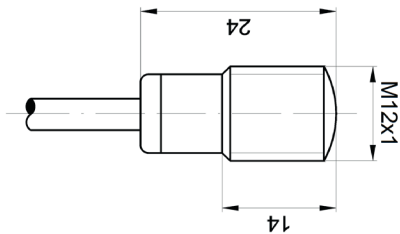
CONNECTION



Colors: RD (red) , BK (black)

Functions: RD = L+, BK = L-

DIMENSIONAL DRAWING



INSTALLATION



Mounting / Installation may only be carried out by a qualified electrician!

DISPOSAL



SAFETY WARNINGS

Before initial operation, please make sure to follow all safety instructions that may be provided in the product information!