


OS1800C

OPTICAL SENSORS • THROUGH-BEAM SENSORS TRANSMITTERS

Optical sensors function contactlessly. They detect objects independent of their characteristics (e.g., shape, color, surface structure, material). The basic operating principle is based on the transmission and reception of light. There are three different versions: 1. The through-beam sensor consists of two separate devices, a transmitter and a receiver that are aligned with one another. If the light beam between the two devices is interrupted, the switching output integrated in the receiver changes its status. 2. With the retro-reflective sensor, the transmitter and receiver are located in one device. The emitted light beam is reflected back to the receiver by a reflector that is to be mounted opposite the device. As soon as the light beam is interrupted, the switching output integrated in the device changes its status. 3. With the diffuse reflection sensor, the transmitter and receiver are in one device. The emitted light beam is reflected by the object that is to be detected. As soon as the receiver detects the reflected light, the switching output integrated in the device changes its status.



MECHANICAL DATA

Ambient temperature	-25 °C ... 55 °C
Cable length	2 m
Degree of protection (IP)	IP67
Housing coating	Chromium-plated
Housing design	Cylinder, screw-thread
Housing material	Brass
Material of cable sheath	PVC
Material of optical surface	Glass
Max. tightening torque	20 Nm
Number of wires	3
Sensor length	61.5 mm
Thread length	53 mm
Thread pitch	1 mm
Thread size, metric	18
Wire cross section	0.25 mm ²

ELECTRICAL DATA

Clock frequency of the transmitter	15 kHz
Function test	Yes
IO-Link compatible	No
Measuring range	20 m
No-load current	15 mA
No-load current, transmitter	15 mA
Operating voltage	10 V ... 35 V
Rated switching distance	20000 mm
Readiness delay	20 ms
Residual ripple	20 %

ELECTRICAL DATA

Reverse polarity protection	Yes
Type of electrical connection	Cable
Type of input voltage	DC
Voltage type	DC
With time function	No


OPTICAL DATA

Light beam form	Point
Light source	Polarity free red light
Wavelength of the sensor	660 nm

OTHER DATA

Scope of delivery of the one-way system	Transmitter
---	-------------

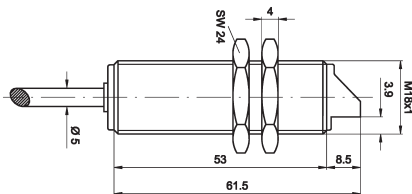
CONNECTION



Colors: BN (brown), WH (white), BU (blue), BK (black)

Functions: BN = L+, BU = L-, BK = Test

DIMENSIONAL DRAWING



INSTALLATION



Mounting / Installation may only be carried out by a qualified electrician!

DISPOSAL



SAFETY WARNINGS

Before initial operation, please make sure to follow all safety instructions that may be provided in the product information!

