


OT180405

OPTICAL SENSORS • DIFFUSE REFLECTION SENSORS WITH INTENSITY DIFFERENTIATION

Optical sensors function contactlessly. They detect objects independent of their characteristics (e.g., shape, color, surface structure, material). The basic operating principle is based on the transmission and reception of light. There are three different versions: 1. The through-beam sensor consists of two separate devices, a transmitter and a receiver that are aligned with one another. If the light beam between the two devices is interrupted, the switching output integrated in the receiver changes its status. 2. With the retro-reflective sensor, the transmitter and receiver are located in one device. The emitted light beam is reflected back to the receiver by a reflector that is to be mounted opposite the device. As soon as the light beam is interrupted, the switching output integrated in the device changes its status. 3. With the diffuse reflection sensor, the transmitter and receiver are in one device. The emitted light beam is reflected by the object that is to be detected. As soon as the receiver detects the reflected light, the switching output integrated in the device changes its status.



MECHANICAL DATA

Ambient temperature	-25 °C ... 55 °C
Cable length	2 m
Degree of protection (IP)	IP67
Housing coating	Chromium-plated
Housing design	Cylinder, screw-thread
Housing material	Brass
Material of cable sheath	PVC
Material of optical surface	Glass
Max. tightening torque	20 Nm
Number of wires	4
Reflector included in the scope of delivery	No
Sensor length	50 mm
Thread length	50 mm
Thread pitch	1 mm
Thread size, metric	18
Wire cross section	0.25 mm ²
With interchangeable lens	No

ELECTRICAL DATA

Alarm output	No
Clock frequency of the transmitter	15 kHz
Decay time	0.5 ms
Equipment protection class	Protection class 3
High repeat accuracy	No
Hysteresis	10 %
Interference suppression	No
Max. output current	200 mA

ELECTRICAL DATA

Max. switching distance	600 mm
No-load current	20 mA
Number of switching outputs	2
Operating voltage	10 V ... 35 V
Pre-failure message	No
Readiness delay	60 ms
Response time	0.5 ms
Reverse polarity protection	Yes
Scanning function	Light-/dark-on mode
Sensing range	40 mm ... 600 mm
Setting procedure	Manual adjustment
Short-circuit-proof	Yes
Suitable for safety functions	No
Switching frequency	1000 Hz
Type of electrical connection	Cable
Type of switching function	Anticoincidence
Type of switching output	PNP
Voltage drop	2 V
Voltage type	DC
With communication interface, RS-232	No
With LED display	Yes
With monitoring function of downstream devices	No
With other analog output	No
With restart lock	No
With time function	No

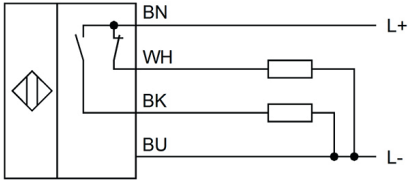
OPTICAL DATA

Light beam form	Point
Light exit	IV000197
Light source	Polarity free red light
Line scanner	No
Small light beam diameter	No
Wavelength of the sensor	660 nm

OTHER DATA

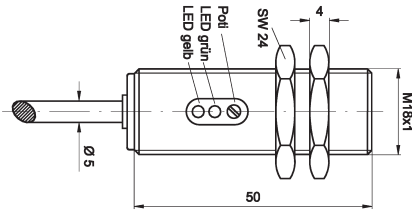
	No
	No
Feeding technology	Yes

CONNECTION



Colors: BN (brown), WH (white), BU (blue), BK (black)
Functions: BN = L+, WH = PNP NC, BU = L-, BK = PNP NO

DIMENSIONAL DRAWING



INSTALLATION



Mounting / Installation may only be carried out by a qualified electrician!

DISPOSAL



SAFETY WARNINGS

Before initial operation, please make sure to follow all safety instructions that may be provided in the product information!