


## OY320101

### SAFETY SYSTEMS • LIGHT CURTAINS - HAND PROTECTION

safety light curtains are suitable for the protection of hazardous areas on machines according to the applicable standards. there are three groups of devices: body protection (2, 3 and 4 rays), hand protection (resolution 30mm) and finger protection (resolution 14mm). each group has devices with different protection field heights. Often these systems are used in conveyors, welding robots as well as cutting and bending machines



#### MECHANICAL DATA

Ambient temperature	0 °C ... 55 °C
Degree of protection (IP)	IP65
Housing material	Aluminium painted
Material of optical surface	PMMA
Protected field height	300 mm
Sensor height	36.9 mm
Sensor length	383.2 mm
Sensor width	32.3 mm

#### ELECTRICAL DATA

Cascadable	No
Clock control possible	No
Equipment protection class	Protection class 3
Max. output current at safe output	500 mA
No-load current, receiver	150 mA
No-load current, transmitter	105 mA
Number of pins, receiver	8
Number of pins, transmitter	4
Number of safe semiconductor outputs	2
Override possible	No
Rated control supply voltage $U_s$ at DC	24 V ... 24 V
Reaction time	11 ms
Reverse polarity protection	Yes
Short-circuit-proof	Yes
Suitable for safety functions	Yes
Suppression possible	No
Switching output type of the OSSD	PNP
Switching voltage of OSSD at state "high"	24 V
Type of electrical connection	Connector M12
Type of switching function	Normally open contact (NO)
Voltage type	DC

## ELECTRICAL DATA

With LED display (7 segment)	Yes
With monitoring function of downstream devices	Yes
With muting function	No
With restart lock	Yes

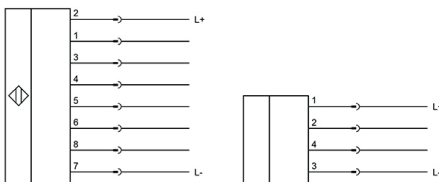
## OPTICAL DATA

Detection capability for samples	30 mm
Hand protection (< 30mm)	Yes
Number of beams	16
Protected field range	19 m
Resolution of the light curtain	30 mm
Wavelength of the sensor	950 nm

## OTHER DATA

Air humidity	95 %
Air humidity	15 %
Explosion protection category for dust	None
Explosion protection category for gas	None
Safety category	Category 4
Safety type in acc. with IEC 61496-1	4
Scope of delivery of the one-way system	Transmitter and receiver
With beam coding	Yes

## CONNECTION

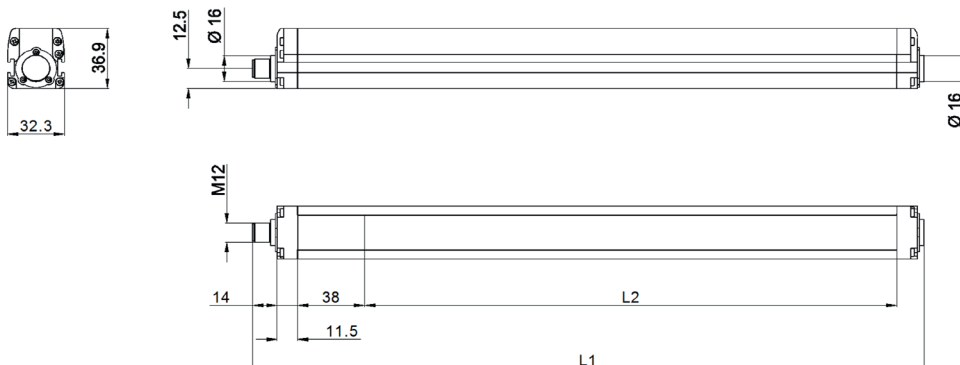


**Colors:** A: 1 = WH (white), 2 = BN (brown), 3 = GN (green), 4 = YE (yellow), 5 = GY (gray), 6 = PK (pink), 7 = BU (blue), 8 = RD (red)

**Functions:** A: 1 = reset/restart, 2 = L+, 3 = EDM, 4 = EDM, 5 = OSSD1, 6 = OSSD2, 7 = L-, 8 = man./auto

**Functions:** B: 1 = L+, 2 = test, 3 = L-, 4 = n. c.

## DIMENSIONAL DRAWING



## INSTALLATION



Mounting / Installation may only be carried out by a qualified electrician!

## DISPOSAL



## SAFETY WARNINGS

Before initial operation, please make sure to follow all safety instructions that may be provided in the product information!