


PS180025

LASER SENSORS • THROUGH-BEAM SENSORS TRANSMITTERS

Optical sensors function contactlessly. They detect objects independent of their characteristics (e.g., shape, color, surface structure, material). The basic operating principle is based on the transmission and reception of light. There are three different versions: 1. The through-beam sensor consists of two separate devices, a transmitter and a receiver that are aligned with one another. If the light beam between the two devices is interrupted, the switching output integrated in the receiver changes its status. 2. With the retro-reflective sensor, the transmitter and receiver are located in one device. The emitted light beam is reflected back to the receiver by a reflector that is to be mounted opposite the device. As soon as the light beam is interrupted, the switching output integrated in the device changes its status. 3. With the diffuse reflection sensor, the transmitter and receiver are in one device. The emitted light beam is reflected by the object that is to be detected. As soon as the receiver detects the reflected light, the switching output integrated in the device changes its status.



MECHANICAL DATA

Ambient temperature	-20 °C ... 50 °C
Degree of protection (IP)	IP67
Housing coating	Nickel-plated
Housing design	Cylinder, screw-thread
Housing material	Brass
Material of optical surface	Glass
Storage temperature	85 °C
Thread length	60 mm
Thread pitch	1 mm
Thread size, metric	18

ELECTRICAL DATA

Function test	Yes
IO-Link compatible	No
Laser power	1 mW
Measuring range	60 m
No-load current	50 mA
No-load current, transmitter	50 mA
Number of pins	4
Operating voltage	12 V ... 32 V
Rated switching distance	60000 mm
Reverse polarity protection	Yes
Type of electrical connection	Connector M12
Type of input voltage	DC
Voltage type	DC
With LED display (operation)	Yes

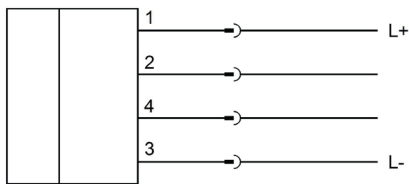
OPTICAL DATA

Aperture length	2 mm
Aperture width	3 mm
Laser class	2
Laser protection class	Class 1
Light beam form	Line
Light source	Laser diode, red light
Light spot	6 mm ²
Wavelength of the sensor	670 nm

OTHER DATA

Scope of delivery of the one-way system	Transmitter
---	-------------

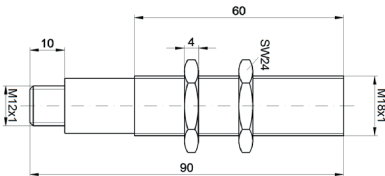
CONNECTION



Colors: 1 = BN (brown), 2 = WH (white), 3 = BU (blue), 4 = BK (black)

Functions: 1 = L+, 2 = test, 3 = L-, 4 = shielding

DIMENSIONAL DRAWING



INSTALLATION



Mounting / Installation may only be carried out by a qualified electrician!

DISPOSAL



SAFETY WARNINGS

Before initial operation, please make sure to follow all safety instructions that may be provided in the product information!

