


## VK500825

### CONNECTION TECHNOLOGY • CABLE SOCKETS /CONNECTORS ONE-SIDED PRE-ASSEMBLED

ipf cable sockets are used primarily for establishing the electrical connection of sensors. Their features are characterized by rugged design, the highest protection classes (IP67 | IP68 | IP69K) and, if desired, with 360° shielding. With the features: bus-ready, suitable for use with drag chains and robots, resistance to oil and chemicals, resistance to welding sparks, their resistance to cleaning agents or high-pressure and steam-jet cleaning, the expanded temperature range of up to +230°C, the rapid interconnection technology and special data transmission properties, the cable sockets meet all requirements in automation technology.



#### MECHANICAL DATA

Cable length	5 m
Contact body material	CuSn
Contact coating material	Gold
Degree of protection (IP)	IP67
Housing material	TPU
Material of cable sheath	PUR (Polyurethane)
Max. tightening torque	1 Nm
Number of wires	5
Perm. ambient temperature of cable, fixed cable	-30 °C ... 90 °C
Positioning of cable feed, field side	Angled
Positioning of cable feed, housing side	Straight
Suitable for trailing chain	Yes
Wire assembly	42 x 0.1mm
Wire cross section	0.34 mm <sup>2</sup>

#### ELECTRICAL DATA

Ampacity	4 A
Flow resistance	5 mOhm
Line diameter	5.2 mm
Nominal supply voltage	30 V
Number of pins	5
Rated current I <sub>n</sub>	4 A
Rated voltage	30 V
Type of electrical connection, field side	M12
Type of electrical connection, housing side	Free conductor end
Type of plug-in contact, field side	Female (socket)
With LED display	Yes

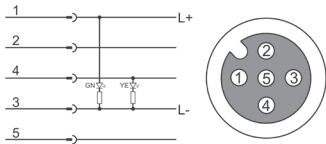
#### OPTICAL DATA

Degree of soiling	3
-------------------	---

## OTHER DATA

Flame resistant	In accordance with EN 60332-2-2
Free of LABS	Yes
Halogen-free	Yes
Hydrolysis-proof	Yes
IR-networked	No
Oil and cooling lubricants	Yes
Ozone and UV-resistant	Yes
RoHs-compliant	Yes
Silicone-free	Yes
Suitable for trailing chain and torsion resistant	Yes
Welding area	Yes

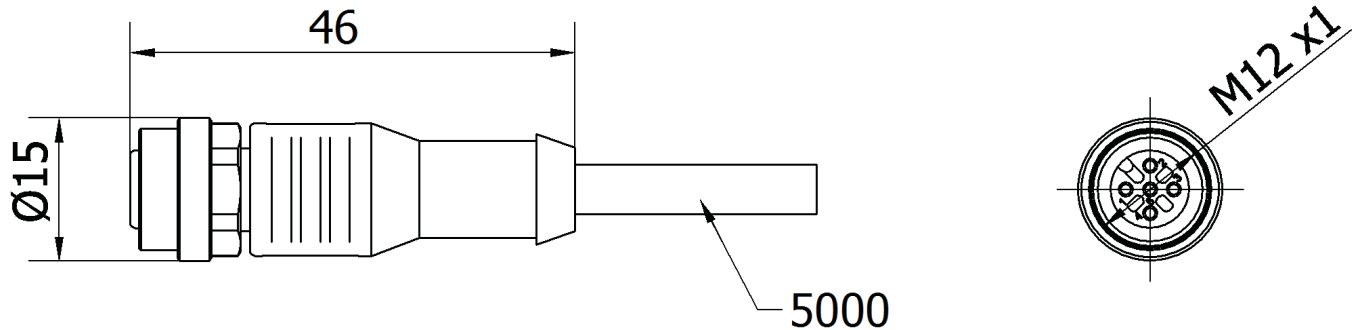
## CONNECTION



**Colors:** 1 = BN (brown), 2 = WH (white), 3 = BU (blue), 4 = BK (black), 5 = GY (gray)

**Functions:**

## DIMENSIONAL DRAWING



## INSTALLATION



Mounting / Installation may only be carried out by a qualified electrician!

## DISPOSAL



## SAFETY WARNINGS

Before initial operation, please make sure to follow all safety instructions that may be provided in the product information!