


FIFE POLARIS DP-30 WEB GUIDE CONTROLLER

MAXCESS

MAGPOWR



TIDLAND



Built for demanding web guiding applications, the Polaris DP-30 provides reliable, accurate control of web alignment via a simple, easy-to-operate interface. The advanced setup features of this control automatically determine and set guide polarity, guide point, and system gain.

The Polaris DP-30 is the perfect way to introduce new technology and ease of operation to your existing line. Fife makes it easy to update your existing CDP-01 Web Guide Controllers with this new technology by keeping the same cabling, mounting dimensions and bolt pattern. Convenient retrofit packages are available. Available for both electromechanical and electrohydraulic operations, the Polaris DP-30 can be configured for line, edge, or center guiding applications.

GENERAL SPECIFICATIONS

Product Name

Polaris DP-30 Web Guide Controller

Weight

3.5 Kg (7.75 lbs)

Universal Input Power

90 VAC to 264 VAC

Input Line Frequency

47 to 63 Hz

Power Consumption

180 VA

Internal Fuse

3.15 Amps

Maximum Actuator Output

80 W

Max Lockout Valve Output

39 W at 24 V or 48 V

Motor Current Capacity

2.6 Amps

Protection Class

IP54

Current Source Output

+/- 50 mA for Hydraulic Servo Valve, or +/- 10 mA for MPA with MPA Lockout Signal

Supply to Accessories

+12 V +/-5%, 600 mA
-12 V +/-5%, 150 mA

Parallel I/O

Six Digital Inputs Referenced to Group, (24 V max, 6 mA), and Two Open Collector Outputs, (30 V max, 55 mA)

Servo Center

Analog Inductive Type

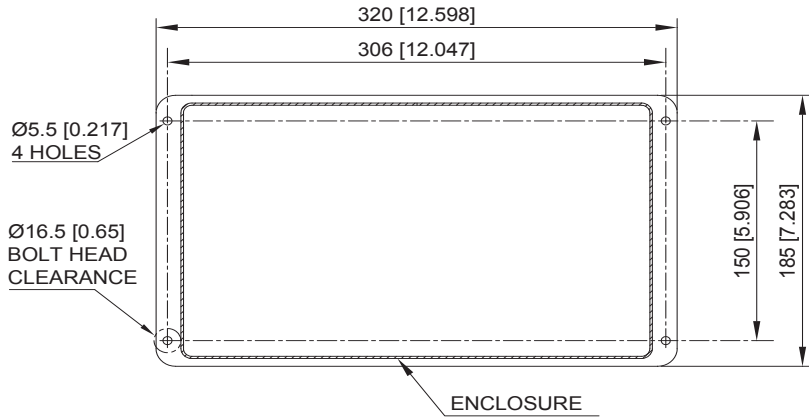
Operating Temperature

0° to 50° C (32° to 122° F)

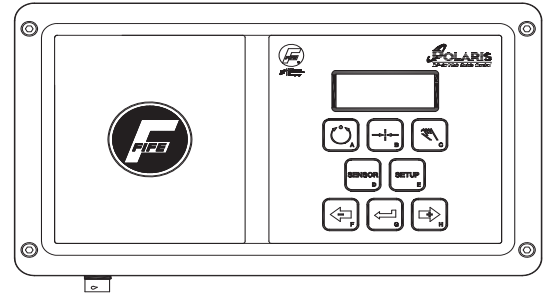
KEY FEATURES

- Form, fit, and improved functionality drop-in replacement for CDP-01
- User-friendly keypad – intuitive for end users or internal operators
- Backlit LCD readout – easy to understand and operate
- Auto setup – configures controller for optimal performance
- Intuitive menu layout – less confusion for operators / less potential downtime
- High dynamic response – guaranteed Fife performance

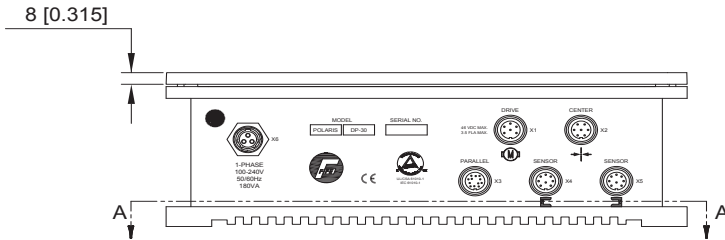
DIMENSIONS AND MOUNTING



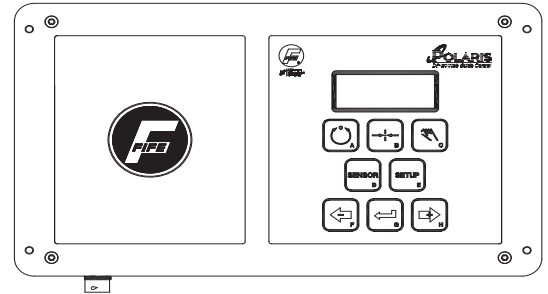
Section View
(showing cutaway for wall mounting)



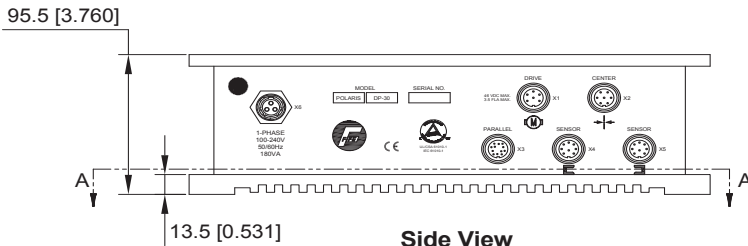
Top view
(shown with bezel)



Side View
(shown with bezel)



Top view
(shown without bezel)



Side View
(shown without bezel)

Dimension shown in mm [inches]

MAXCESS

MAGPOWR



TIDLAND

NORTH AMERICA

Toll Free 800.639.3433
Tel 01.405.755.1600
Fax 01.405.755.8425
sales@maxcessintl.com
www.maxcessintl.com

SOUTH AMERICA

Tel 55.11.3959.0990
Fax 55.11.3856.0990
southamerica@maxcessintl.com
www.maxcess.com.br

EUROPE

Tel 49.6195.7002.0
Fax 49.6195.7002.933
sales@maxcess.eu
www.maxcess.eu

INDIA

Tel 91.22.27602633
Fax 91.22.27602634
india@maxcessintl.com

CHINA

Tel 86.756.881.9398
Fax 86.756.881.9393
sales@maxcessintl.com.cn
www.maxcessintl.com.cn

JAPAN

Tel 81.43.421.1622
Fax 81.43.421.2895
japan@maxcessintl.com
www.maxcess.com.jp

KOREAN, TAIWAN AND SE ASIA

Tel 65.9620.3883
Fax 65.6235.4818
asia@maxcessintl.com