



Model number

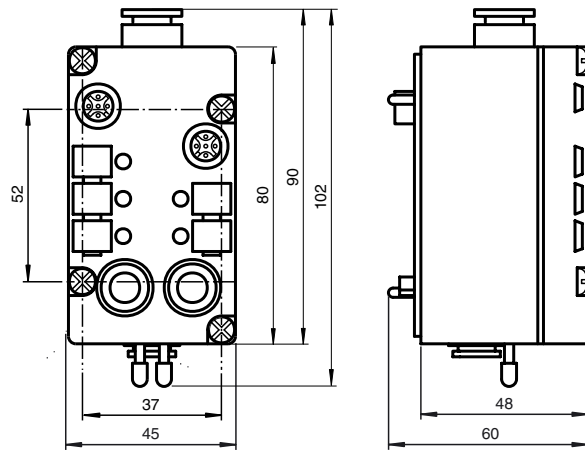
VAA-2EA-G1-ZE/P-V2A

Pneumatic module
2 inputs/2 pneumatic outputs

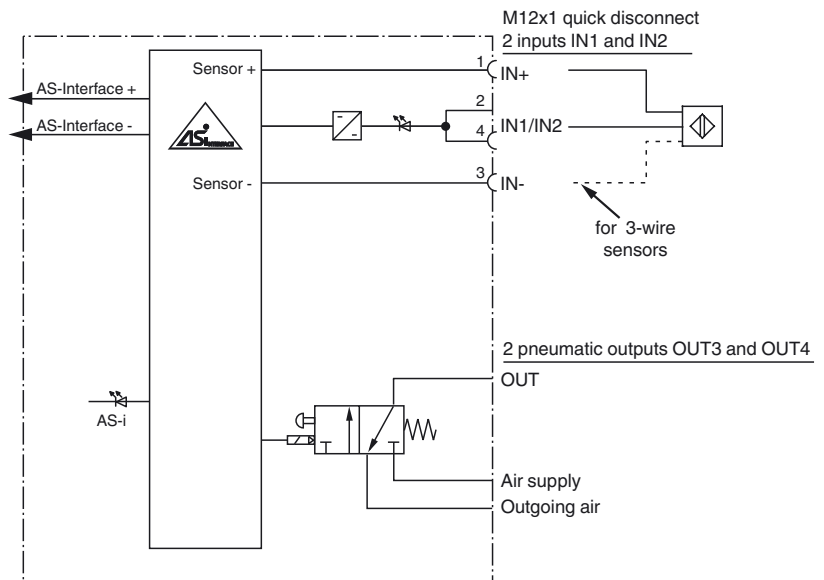
Features

- AS-Interface certificate
- Degree of protection IP67
- Flat or round cable connection (via standardized EMS base, not included with delivery)
- Cable piercing method for flat cable
- Inputs for 2- and 3-wire sensors
- Function display for bus, inputs and outputs
- Direct connection of pneumatic cylinders
- Stainless steel version, especially suitable for applications in the food industry
- Guided exhaust

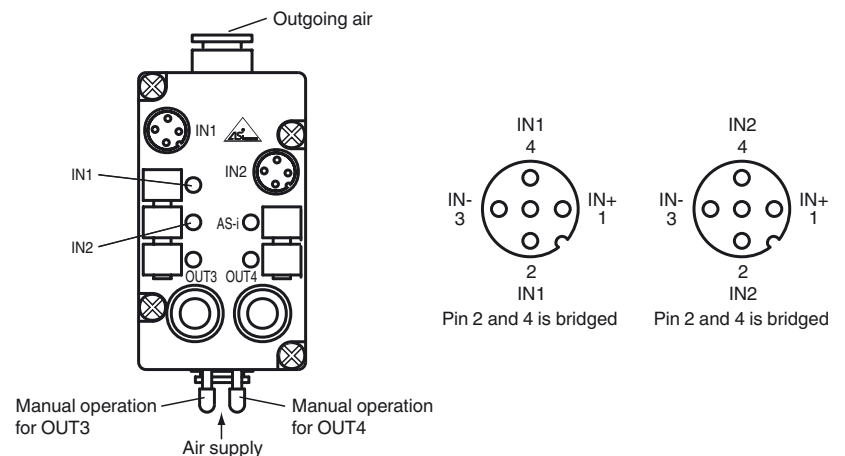
Dimensions



Electrical connection



Indicating / Operating means



Release date: 2019-01-09 10:13 Date of issue: 2019-01-09 107982_eng.xml

Technical data**General specifications**

Slave type	Standard slave
------------	----------------

Indicators/operating means

LED AS-i	AS-Interface voltage; LED green
LED IN	switching state (input); 2 LED yellow
LED OUT	Switching state (output); 2 LED yellow

Electrical specifications

Rated operating voltage	U_e	29.5 ... 31.6 V from AS-Interface
Rated operating current	I_e	≤ 45 mA (without sensors)

Input

Number/Type	2 inputs for 2- or 3-wire sensors (PNP), DC
Supply	from AS-Interface
Current loading capacity	≤ 100 mA, short-circuit protected
Switching point	OFF: ≤ 1.5 mA ON: ≥ 5 mA, ≥ 10 V

Output

Number/Type	2 pneumatic outputs with separated 3/2-way valves
-------------	---

Pneumatic output

Venting guide	Connector
Compressed air	2 ... 8 bar, filtered (5 µm), oiled or unoled compressed air
Air throughput	400 l/min

Directive conformity

Electromagnetic compatibility	
Directive 2014/30/EU	EN 62026-2:2013

Standard conformity

Degree of protection	EN 60529:2000
AS-Interface	EN 62026-2:2013

Programming instructions

Profile	S-3.F
IO code	3
ID code	F
ID1 code	F
ID2 code	F

Data bits (function via AS-Interface)	input	output
D0	IN1	-
D1	IN2	-
D2	-	OUT3
D3	-	OUT4

Parameter bits (programmable via AS-i)

Parameter	function
P0	not used
P1	not used
P2	not used
P3	not used

Ambient conditions

Ambient temperature	0 ... 55 °C (32 ... 131 °F)
Storage temperature	-20 ... 85 °C (-4 ... 185 °F)

Mechanical specifications

Degree of protection	IP67 according to EN 60529
Connection	cable piercing method or terminals flat cable or standard round cable inputs: M12 x 1 quick disconnect outputs: plug-in hose connector (8 mm)
Mass	approx. 200 g
Mounting	DIN rail or screw mounting

Function

The VAA-2EA-G1-ZE/P-V2A module has 2 inputs for 2- or 3-wire sensors and 2 pneumatic outputs with a high air throughput rate for direct control of pneumatic drives in the field. Two separate 3/2-way valves are integrated in the module. The valve as well as the sensors connected to the module are supplied via the bus cable.

Sensors are connected to the module with a M12 x 1 quick disconnect, and standard hose plug connectors (LEGRIS LF 3000, 8 mm) connect the outputs to the pneumatic drive. Various bases are available for the module. Use the U-G1F base to connect to the AS-Interface flat cable, and use the U-G1P base to connect to the round cable.

The output modules must often be mounted in series with the pneumatic module. The outputs of the output modules are supplied externally with power. When this power is transferred through a flat cable, the power cable must be installed in the base of the pneumatic module. The U-G1FF base should be used in this case. The VAA-2EA-G1-ZE/P-V2A uses the AS-Interface cable instead of the power cable.

Advice:

Program slave address before installation (preadjust to 0).

Medium: filtered (5 µm), oiled or unoled compressed air (2 to 8 bar).

Warning:

Hazardous voltage can cause electrical shock and burns. Disconnect power before proceeding with any work on this equipment.

Accessories**VBP-HH1-V3.0-KIT**

AS-Interface Handheld with accessory

VBP-HH1-V3.0

AS-Interface Handheld

Matching system components**U-G1F**

AS-Interface module mounting base for connection to flat cable (AS-Interface)

U-G1P

AS-Interface module mounting base for connection to round cable (AS-Interface)

U-G1FA

AS-Interface module mounting base with addressing jack for connection to flat cable (AS-Interface)

Notes

Examples for functions of the AS-Interface Airbox

