

Model Number

SLP10-2
Safety light grid

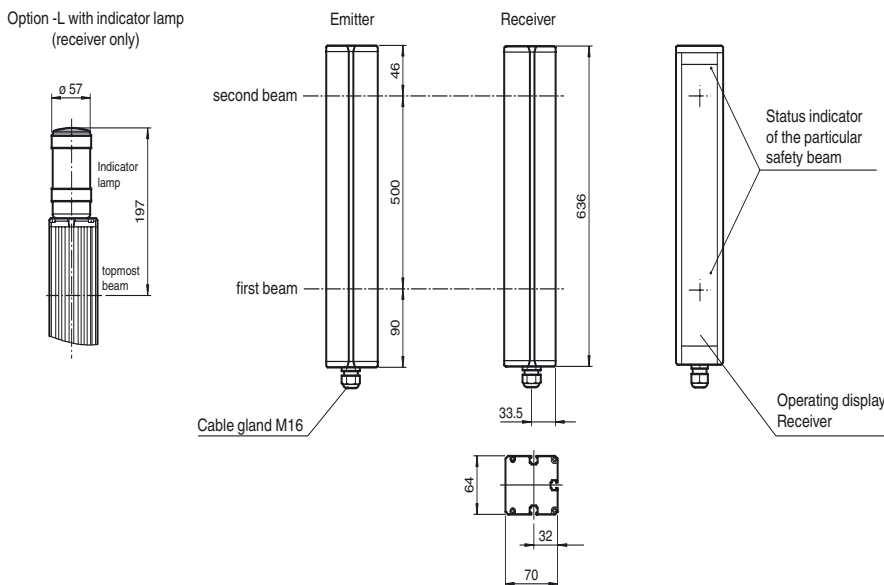
Features

- Sensing range up to 10 m
- Self-monitoring (type 4 according to IEC/EN 61496-1)
- 2-radial design
- Beam spacing 500 mm
- Red transmission light
- Integrated function display
- Pre-fault indication
- Operation on control units of SB4 (SafeBox)

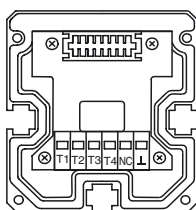
Accessories

- SLP-X-M**
Deviation mirror for SLP
- MS SLP**
Mounting bracket for Light grid
- PG SLP-X**
Protective glass panes for SLP series
- PG HOLDER SLP**
Holders for SLP protective glass panes
- PA SLP/SLC**
Alignment aid for SLP and SLC series profile light grids
- BA SLP**
laser alignment aid for safety light grids series SLP
- UC SLP/SLC**
Floor stand for all series SLP/SLC devices
Additional accessories can be found in the Internet.

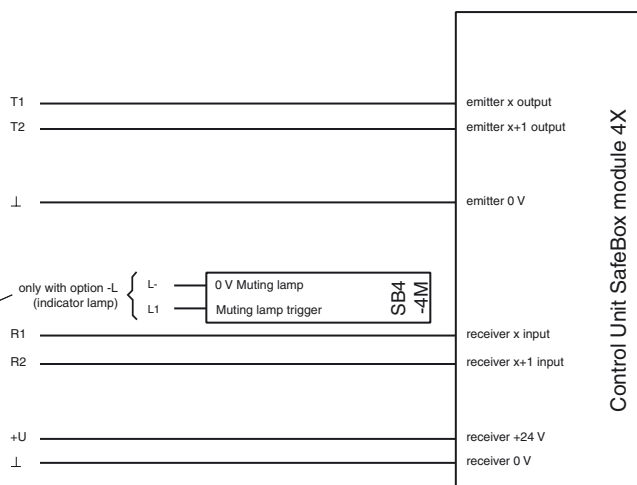
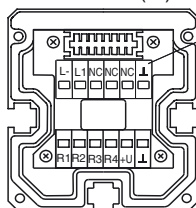
Dimensions



Emitter SLP



Receiver SLP (-L)



Release date: 2018-04-23 12:38 Date of issue: 2018-04-23 11:4444_eng.xml

Technical data**System components**

Emitter	SLP10-2-T
Receiver	SLP10-2-R

General specifications

Effective detection range	0.2 ... 10 m
Light source	LED
Light type	modulated visible red light
Tests	IEC/EN 61496
Safety type according to IEC/EN 61496	4
Marking	CE
Target size	static: 32 mm dynamic: 50 mm (at v = 1.6 m/s of the obstacle)
Beam spacing	500 mm
Number of beams	2
Angle of divergence	< 5 °

Functional safety related parameters

Performance level (PL)	PL e
Category	Cat. 4
Mission Time (T _M)	20 a
PFH _d	2.81 E-9
Type	4

Indicators/operating means

Operation indicator	LED red in receiver
Function indicator	LED red: per receiver channel off: Interruption flashes: receiver continuously on: reception with sufficient stability control
Pre-fault indicator	Functional display flashing

Electrical specifications

Operating voltage	U _B	Power supply via control unit
Protection class		III

Conformity

Functional safety	ISO 13849-1
Product standard	EN 61496-1 ; IEC 61496-2

Ambient conditions

Ambient temperature	-20 ... 60 °C (-4 ... 140 °F)
Storage temperature	-20 ... 70 °C (-4 ... 158 °F)
Relative humidity	max. 95 %, not condensing

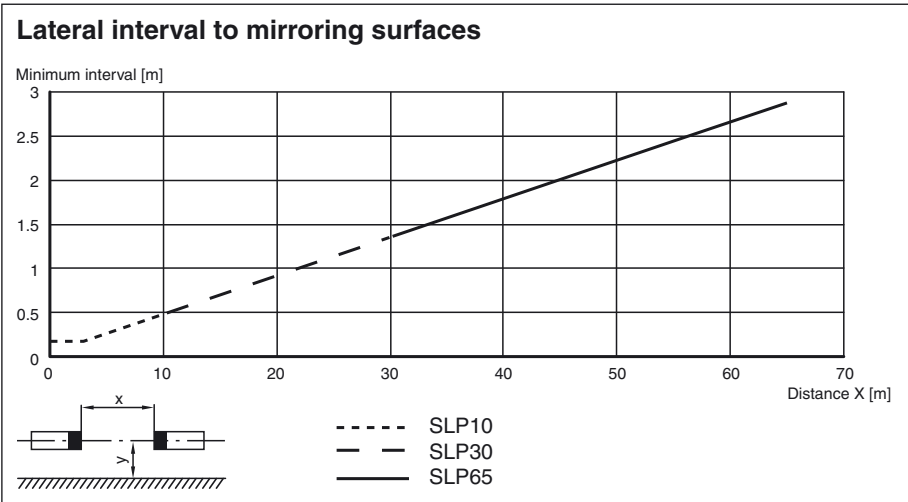
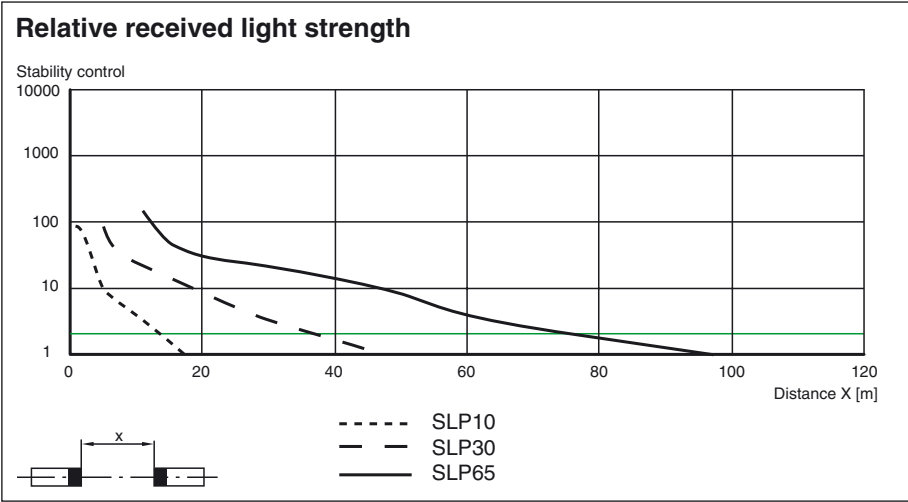
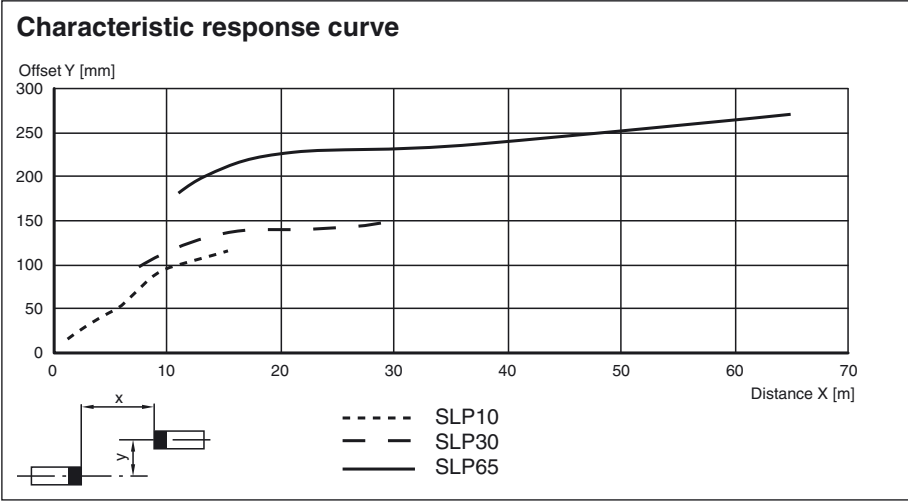
Mechanical specifications

Degree of protection	IP65
Connection	M16 cable gland , terminal compartment
Connection options	Further electrical connection options on request: Connector DIN 43 651 Hirschmann, emitter: 6-pin+PE, receiver: 11-pin+PE
Material	
Housing	extruded aluminum profile, RAL 1021 (yellow) coated
Optical face	Plastic pane
Mass	Per 2100 g

Approvals and certificates

CE conformity	CE
CCC approval	CCC approval / marking not required for products rated ≤36 V
Approvals	TÜV

Curves/Diagrams



System accessories

- Control unit SafeBox
- Mounting set MS SLP
- Protective glass pieces for SLP (to protect the optically functional surface)
- Ground pillar UC SLP/SLC

Release date: 2018-04-23 12:38 Date of issue: 2018-04-23 11:4444_eng.xml

- Housing for pillar
Enclosure UC SLP/SLC
- Collision protector
Damping UC SLP/SLC
- Profile alignment aid
- Laser alignment aid SLP
- Redirection mirror for multi-side protection of hazardous areas
SLP-...-M
- Muting Set
MS SLP/SLA28
MS SLPCM