

**Model Number**

**SLP65-3**  
Safety light grid

**Features**

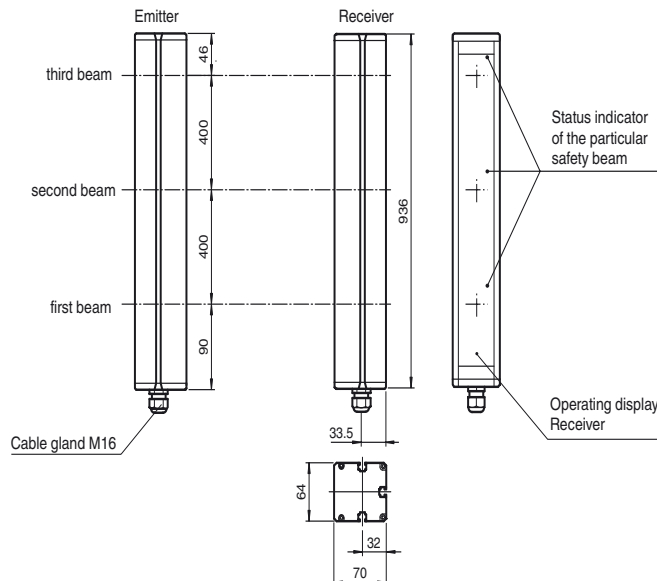
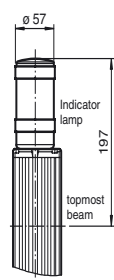
- Sensing range up to 65 m
- Self-monitoring (type 4 according to IEC/EN 61496-1)
- 3-radial design
- Beam spacing 400 mm
- Red transmission light
- Integrated function display
- Pre-fault indication
- Operation on control units of SB4 (SafeBox)

**Accessories**


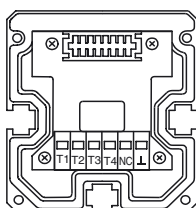
- SLP-X-M**  
Deviation mirror for SLP
- MS SLP**  
Mounting bracket for Light grid
- PG SLP-X**  
Protective glass panes for SLP series
- PG HOLDER SLP**  
Holders for SLP protective glass panes
- PA SLP/SLC**  
Alignment aid for SLP and SLC series profile light grids
- BA SLP**  
laser alignment aid for safety light grids series SLP
- UC SLP/SLC**  
Floor stand for all series SLP/SLC devices  
Additional accessories can be found in the Internet.

**Dimensions**

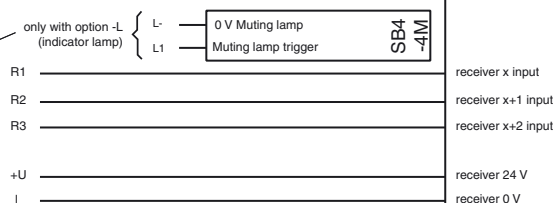
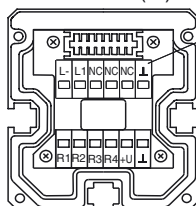
Option -L with indicator lamp  
(in receiver only)



**Emitter SLP**



**Receiver SLP (-L)**



Control Unit SafeBox module 4X

Release date: 2018-04-23 12:38 Date of issue: 2018-04-23 11:4474\_eng.xml

**Technical data****System components**

Emitter	SLP65-3-T
Receiver	SLP65-3-R

**General specifications**

Effective detection range	12 ... 65 m
Light source	LED
Light type	modulated visible red light
Tests	IEC/EN 61496
Safety type according to IEC/EN 61496	4
Marking	CE
Target size	static: 32 mm dynamic: 50 mm (at v = 1.6 m/s of the obstacle)
Beam spacing	400 mm
Number of beams	3
Angle of divergence	< 5 °

**Functional safety related parameters**

Performance level (PL)	PL e
Category	Cat. 4
Mission Time (T <sub>M</sub> )	20 a
PFH <sub>d</sub>	2.81 E-9
Type	4

**Indicators/operating means**

Operation indicator	LED red in receiver
Function indicator	LED red: per receiver channel off: Interruption flashes: receiver continuously on: reception with sufficient stability control
Pre-fault indicator	Functional display flashing

**Electrical specifications**

Operating voltage	U <sub>B</sub>	Power supply via control unit
Protection class		III

**Conformity**

Functional safety	ISO 13849-1
Product standard	EN 61496-1 ; IEC 61496-2

**Ambient conditions**

Ambient temperature	-20 ... 60 °C (-4 ... 140 °F)
Storage temperature	-20 ... 70 °C (-4 ... 158 °F)
Relative humidity	max. 95 %, not condensing

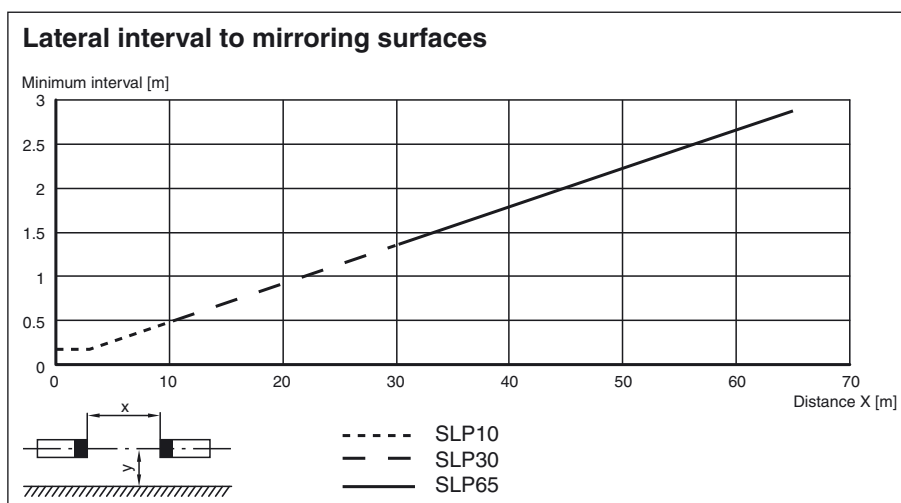
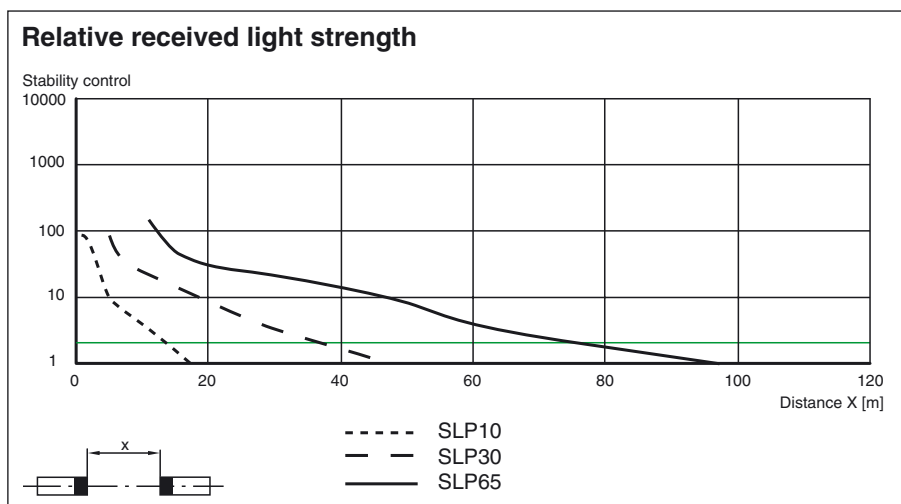
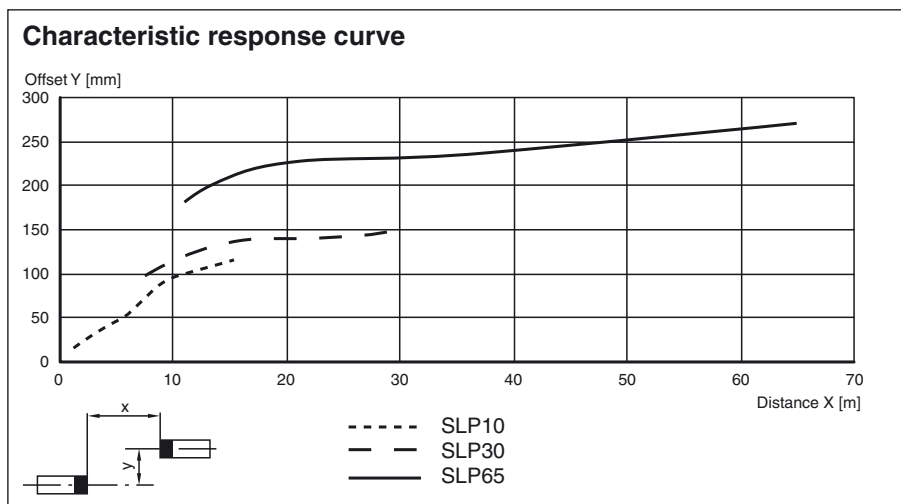
**Mechanical specifications**

Degree of protection	IP65
Connection	M16 cable gland , terminal compartment
Connection options	Further electrical connection options on request: Connector DIN 43 651 Hirschmann, emitter: 6-pin+PE, receiver: 11-pin+PE
Material	
Housing	extruded aluminum profile, RAL 1021 (yellow) coated
Optical face	Plastic pane
Mass	Per 3200 g

**Approvals and certificates**

CE conformity	CE
CCC approval	CCC approval / marking not required for products rated ≤36 V
Approvals	TÜV

Curves/Diagrams



System accessories

- Control unit SafeBox
- Mounting set MS SLP
- Protective glass pieces for SLP (to protect the optically functional surface)
- Ground pillar UC SLP/SLC

Release date: 2018-04-23 12:38 Date of issue: 2018-04-23 11:4474\_eng.xml

Refer to "General Notes Relating to Pepperl+Fuchs Product Information".

Pepperl+Fuchs Group  
www.pepperl-fuchs.com

USA: +1 330 486 0001  
fa-info@us.pepperl-fuchs.com

Germany: +49 621 776 4411  
fa-info@de.pepperl-fuchs.com

Singapore: +65 6779 9091  
fa-info@sg.pepperl-fuchs.com

- Housing for pillar  
Enclosure UC SLP/SLC
- Collision protector  
Damping UC SLP/SLC
- Profile alignment aid
- Laser alignment aid SLP
- Redirection mirror for multi-side protection of hazardous areas  
SLP-...-M
- Muting Set  
MS SLP/SLA28  
MS SLPCM